



US00D751855S

(12) **United States Design Patent**
Bassill et al.

(10) **Patent No.:** **US D751,855 S**
(45) **Date of Patent:** **** Mar. 22, 2016**

- (54) **INDUCTION APPLIANCE**
- (71) Applicant: **Hatco Corporation**, Milwaukee, WI (US)
- (72) Inventors: **Brandon Bassill**, Malibu, CA (US);
Nick Bassill, Malibu, CA (US)
- (73) Assignee: **HATCO CORPORATION**, Milwaukee, WI (US)
- (**) Term: **14 Years**
- (21) Appl. No.: **29/506,842**
- (22) Filed: **Oct. 21, 2014**
- (51) **LOC (10) Cl.** **07-02**
- (52) **U.S. Cl.**
USPC **D7/367**; D7/362; D7/363
- (58) **Field of Classification Search**
USPC D7/323, 328–330, 337, 346–347,
D7/352–364, 367, 402, 409–411
CPC A21B 5/023; A47J 27/60; A47J 27/62;
A47J 37/04; A47J 37/06; A47J 37/067;
A47J 37/0605; A47J 37/0611; A47J 37/0623;
A47J 37/0629; A47J 37/0676; A47J 37/0682;
A47J 2037/06; A47J 2037/0611; F24C 7/082;
F24C 15/10; F24C 15/102; H05B 3/748;
H05B 6/02; H05B 6/062
See application file for complete search history.

(56) **References Cited**

U.S. PATENT DOCUMENTS

- D139,751 S * 12/1944 Springwell D7/363
- D187,835 S * 5/1960 Lee D7/356
- D195,657 S * 7/1963 Sullivan D7/364
- D229,448 S * 11/1973 Traclet D7/337
- D230,390 S * 2/1974 Tyke D7/346
- D236,183 S * 8/1975 Greger D7/363
- D249,864 S * 10/1978 Mackay D7/364
- 4,145,603 A * 3/1979 Mackay H05B 3/748
219/387
- D261,849 S * 11/1981 Funaki D7/367
- D285,523 S * 9/1986 Ayukawa D7/367

- D289,130 S * 4/1987 Rengeji D7/363
- D289,847 S * 5/1987 Okamoto D7/363
- D296,509 S * 7/1988 Fuke D7/363
- D326,387 S * 5/1992 Monitto D7/346
- 5,740,723 A * 4/1998 Lin A47J 37/0682
126/39 K
- 6,087,637 A * 7/2000 Fischer F24C 7/082
219/443.1
- D438,423 S * 3/2001 Bassill D7/367
- D483,224 S * 12/2003 Clark D7/402
- D501,117 S * 1/2005 Bassill D7/367
- D503,067 S * 3/2005 Lubowicki D7/362
- D533,016 S * 12/2006 Genslak D7/363
- D575,098 S * 8/2008 Seymour D7/363

(Continued)

Primary Examiner — Ricky Pham

(74) *Attorney, Agent, or Firm* — Ryan Kromholz & Manion, S.C.

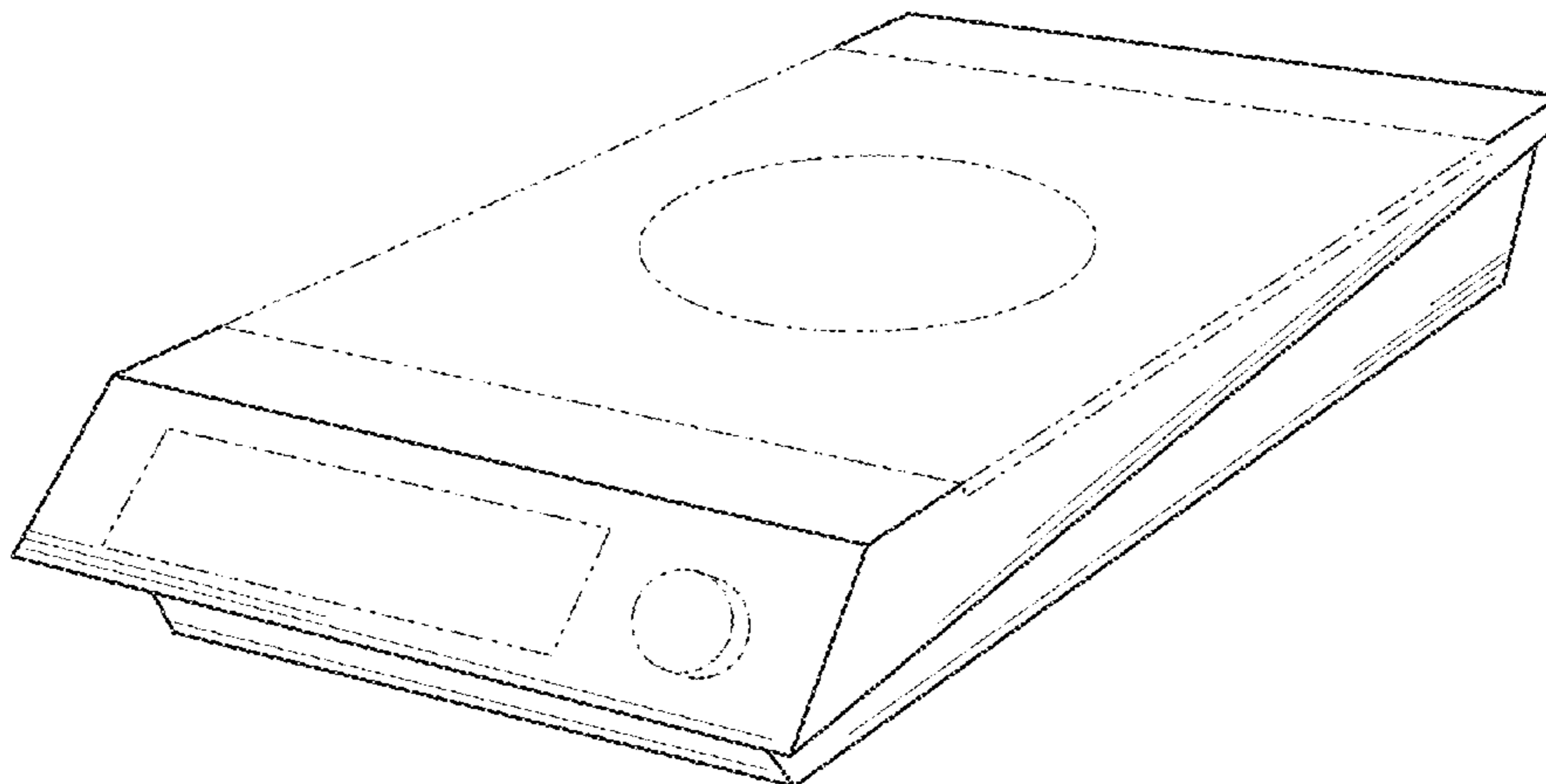
(57) **CLAIM**

The ornamental design for an induction appliance, as shown and described.

DESCRIPTION

FIG. 1 is a perspective view of a first embodiment of the induction appliance;
 FIG. 2 is a front elevation view thereof;
 FIG. 3 is a rear elevation view thereof;
 FIG. 4 a right side elevation view thereof;
 FIG. 5 is a left side elevation view thereof;
 FIG. 6 is a top plan view thereof;
 FIG. 7 is a bottom plan view thereof;
 FIG. 8 is a perspective view of a second embodiment of the induction appliance;
 FIG. 9 is a front elevation view thereof;
 FIG. 10 is a rear elevation view thereof;
 FIG. 11 a right side elevation view thereof;
 FIG. 12 is a left side elevation view thereof;
 FIG. 13 is a top plan view thereof; and,
 FIG. 14 is a bottom plan view thereof.
 The broken lines shown in the drawings are for illustrative purposes only and form no part of the claimed design.

1 Claim, 4 Drawing Sheets



US D751,855 S

Page 2

(56)

References Cited

U.S. PATENT DOCUMENTS

D644,867 S *	9/2011	Janvier	D7/362	
2006/0163242 A1 *	7/2006	Ciancimino	A47J 37/0676	
			219/450.1	
D580,701 S *	11/2008	Wojcik	D7/367	
D643,674 S *	8/2011	Lee	D7/362	* cited by examiner

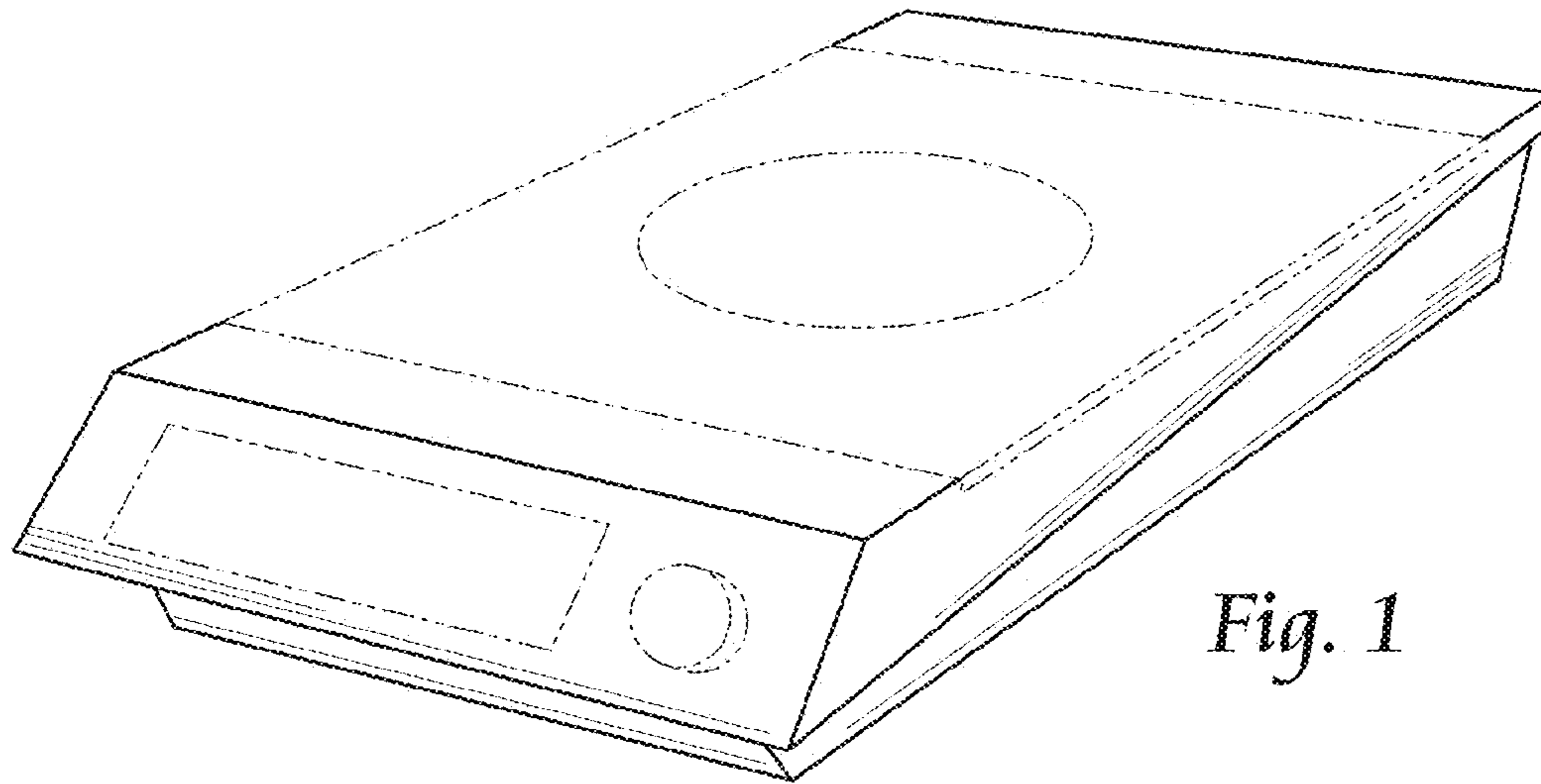


Fig. 1




Fig. 2

Fig. 3





Fig. 4




Fig. 5

Fig. 6

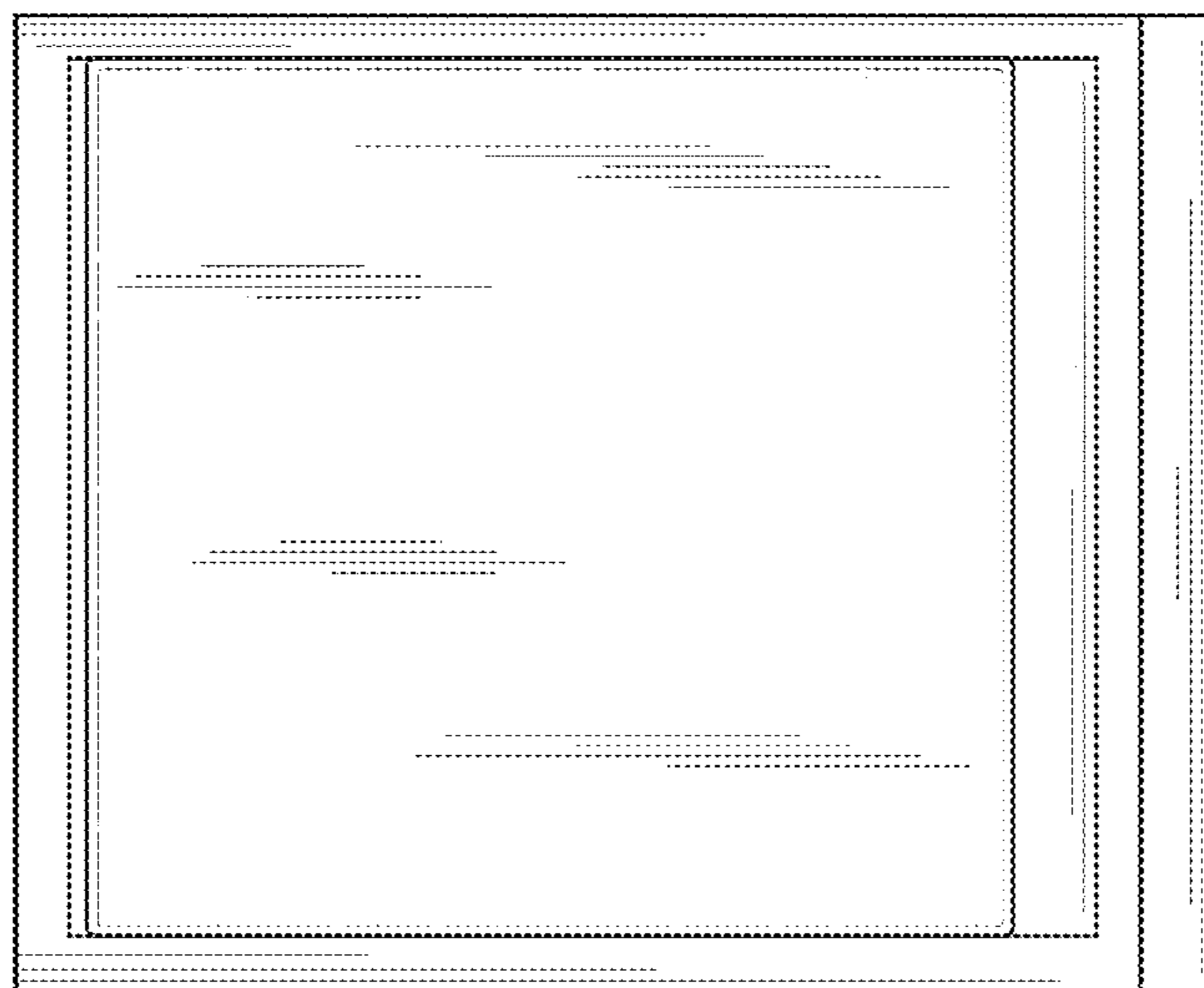
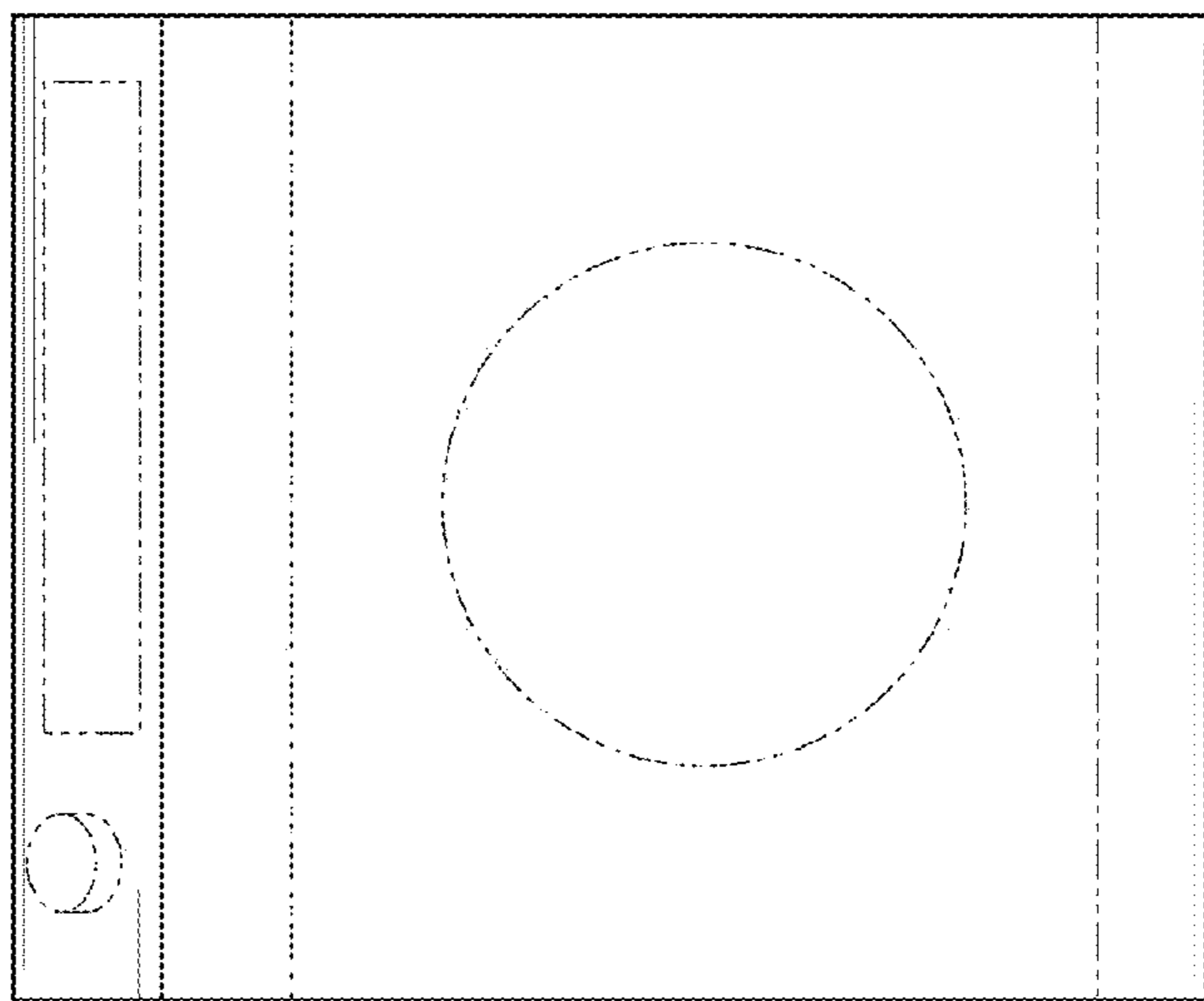


Fig. 7

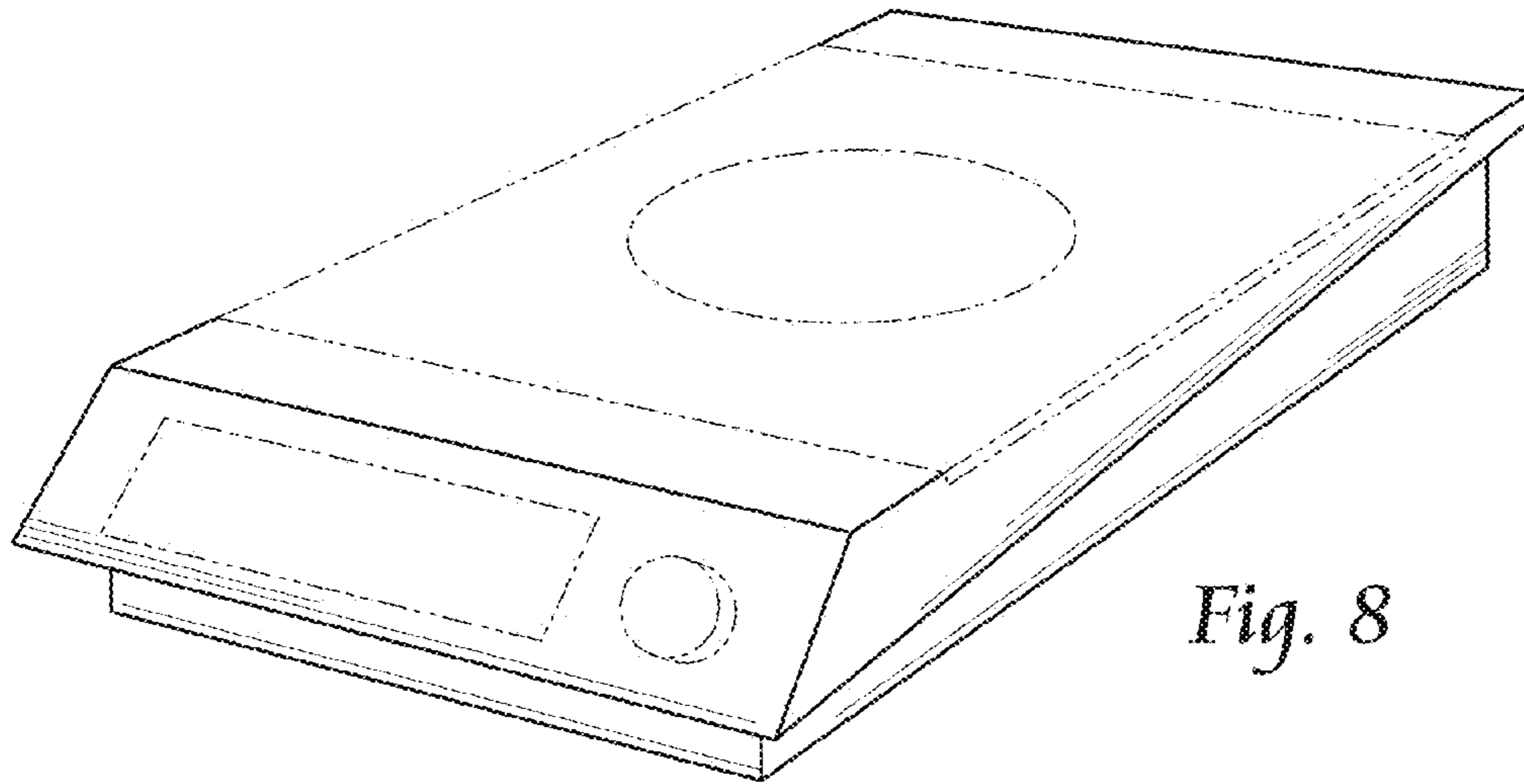


Fig. 8




Fig. 9

Fig. 10





Fig. 11




Fig. 12

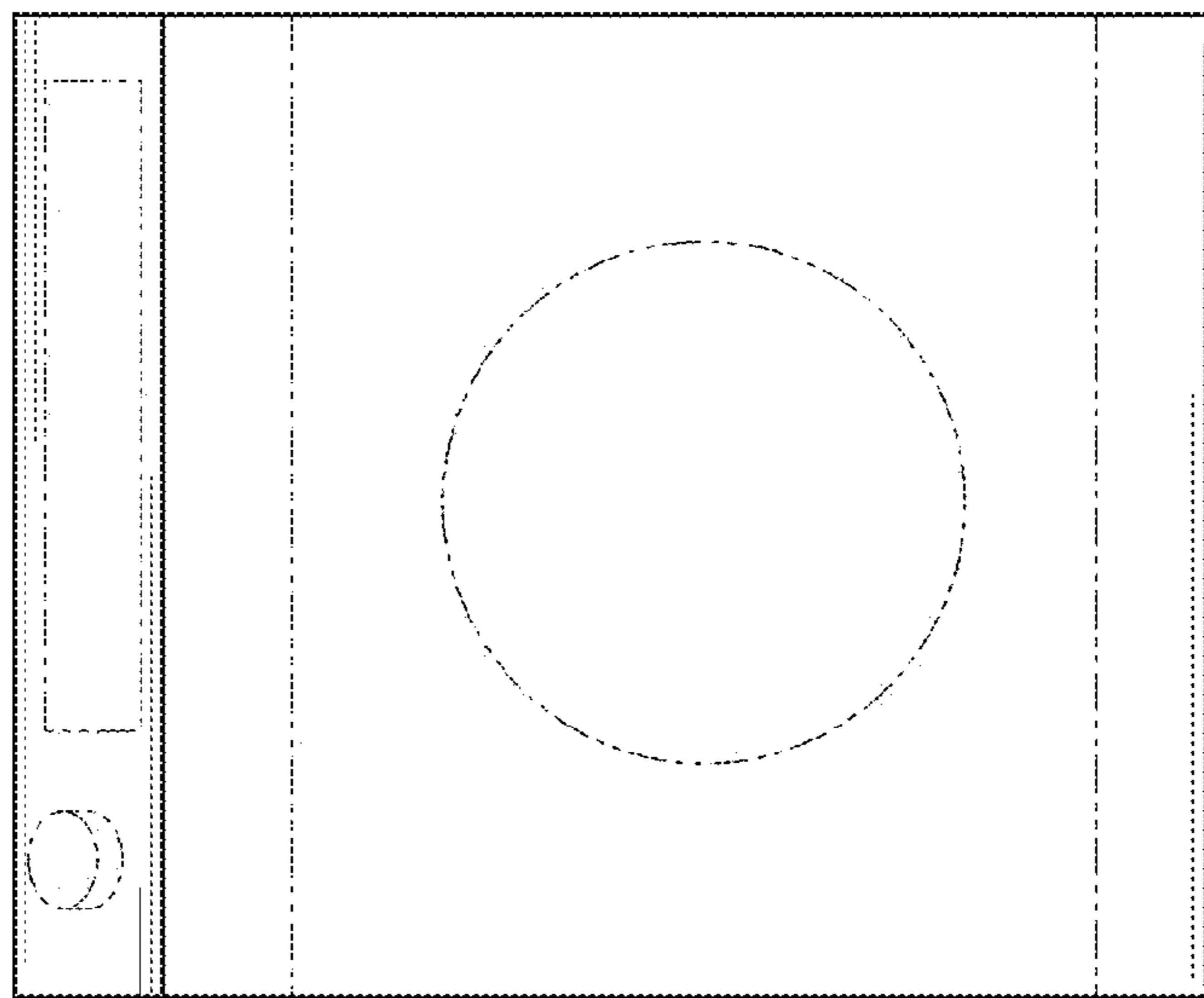


Fig. 13

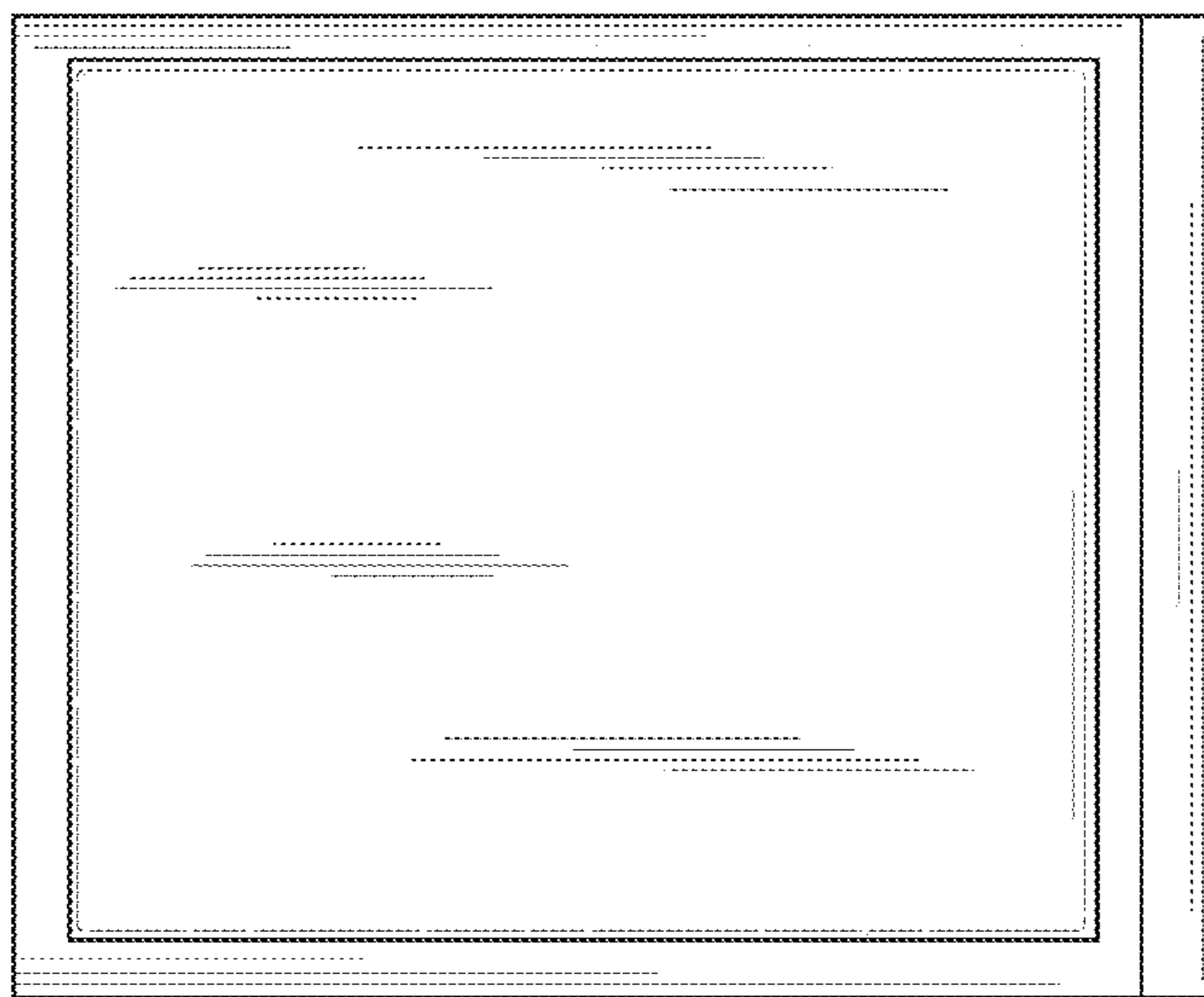


Fig. 14

UNITED STATES PATENT AND TRADEMARK OFFICE
CERTIFICATE OF CORRECTION

PATENT NO. : D751,855 S
APPLICATION NO. : 29/506842
DATED : March 22, 2016
INVENTOR(S) : Brandon Bassill and Nick Bassill

Page 1 of 1

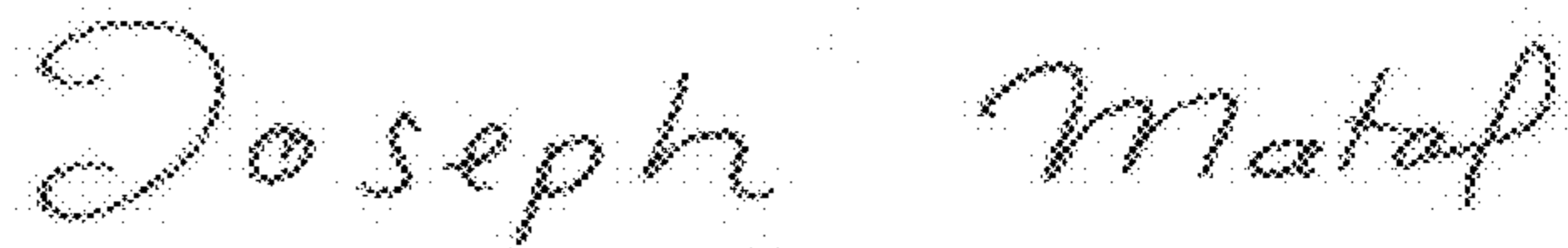
It is certified that error appears in the above-identified patent and that said Letters Patent is hereby corrected as shown below:

On the Title Page

Below item (57), in the Description:

“FIG. 11 a fight side elevation view thereof;” should read -- FIG. 11 a right side elevation view thereof; --

Signed and Sealed this
Second Day of January, 2018



Joseph Matal

*Performing the Functions and Duties of the
Under Secretary of Commerce for Intellectual Property and
Director of the United States Patent and Trademark Office*