



US00D751841S

(12) **United States Design Patent**  
**Chang**

(10) **Patent No.:** **US D751,841 S**  
(45) **Date of Patent:** **\*\* \*Mar. 22, 2016**

(54) **MEDIA ORGANIZER**

(71) Applicant: **Jerry Furei Chang**, Diamond Bar, CA  
(US)

(72) Inventor: **Jerry Furei Chang**, Diamond Bar, CA  
(US)

(\*) Notice: This patent is subject to a terminal disclaimer.

(\*\*) Term: **14 Years**

(21) Appl. No.: **29/421,807**

(22) Filed: **Sep. 26, 2012**

(51) **LOC (10) Cl.** ..... **06-04**

(52) **U.S. Cl.**  
USPC ..... **D6/626**

(58) **Field of Classification Search**  
USPC ..... D6/407-408, 626, 628-629; D19/75,  
D19/86, 33; 206/307.1, 308.1, 309-310,  
206/311-313, 308.2, 308.3; 312/902, 9.9,  
312/9.48, 9.55  
See application file for complete search history.

(56) **References Cited**

**U.S. PATENT DOCUMENTS**

3,102,635	A *	9/1963	Werwin et al.	206/313
D266,771	S *	11/1982	Wihlke	D19/33
4,447,973	A *	5/1984	Wihlke	40/776
D312,835	S *	12/1990	Holm	D19/33
D318,068	S *	7/1991	Truc et al.	D19/33
5,301,445	A *	4/1994	Hoffmeister	40/537
5,396,987	A *	3/1995	Temple et al.	206/309
D416,706	S *	11/1999	Johnson, Jr.	D6/407
D418,867	S *	1/2000	Platte, III	D19/33
D419,358	S *	1/2000	Marcon	D6/626
D422,020	S *	3/2000	Mochizuki	D19/33
D426,099	S *	6/2000	Udwin et al.	D6/626
D426,417	S *	6/2000	Young	D6/626
D435,188	S *	12/2000	O'Mullane	D6/626
D436,785	S *	1/2001	Kitch	D6/627
D441,591	S *	5/2001	Drew	D6/626

6,282,826	B1 *	9/2001	Richards	40/654.01
D450,346	S *	11/2001	Hiller	D19/33
6,325,207	B2 *	12/2001	Drew	206/308.1
D471,230	S *	3/2003	Bills	D19/33
D478,124	S *	8/2003	Yamamoto et al.	D19/33
D478,234	S *	8/2003	Beer	D6/571
D483,980	S *	12/2003	Wynalda et al.	D6/632
D485,112	S *	1/2004	Ballantine et al.	D6/626
D490,636	S *	6/2004	Bergh et al.	D6/626
D490,847	S *	6/2004	Greenway	D19/33
D491,407	S *	6/2004	Martinetti	D6/626
D493,830	S *	8/2004	Castro	D19/33
D495,183	S *	8/2004	Hassett	D6/626
D499,597	S *	12/2004	Martinetti	D6/626
6,845,864	B2 *	1/2005	Taw et al.	206/308.1
6,913,290	B2 *	7/2005	Warriner et al.	281/38
D514,365	S *	2/2006	Ballantine	D6/626
D526,681	S *	8/2006	Kleissler et al.	D19/33
7,100,766	B2 *	9/2006	Wa Fai	206/312
D530,369	S *	10/2006	Kleissler et al.	D19/33
D538,339	S *	3/2007	Robertson	D19/1
D553,999	S *	10/2007	Mason	D9/711
D575,569	S *	8/2008	Martinetti	D6/626
D577,063	S *	9/2008	Van Tatenhove et al.	D19/26
D633,744	S *	3/2011	Williams	D6/626
D657,416	S *	4/2012	Jordan	D19/3

(Continued)

Primary Examiner — Kelley Donnelly

(74) Attorney, Agent, or Firm — Che-Yang Chen; Law  
Office of Michael Chen

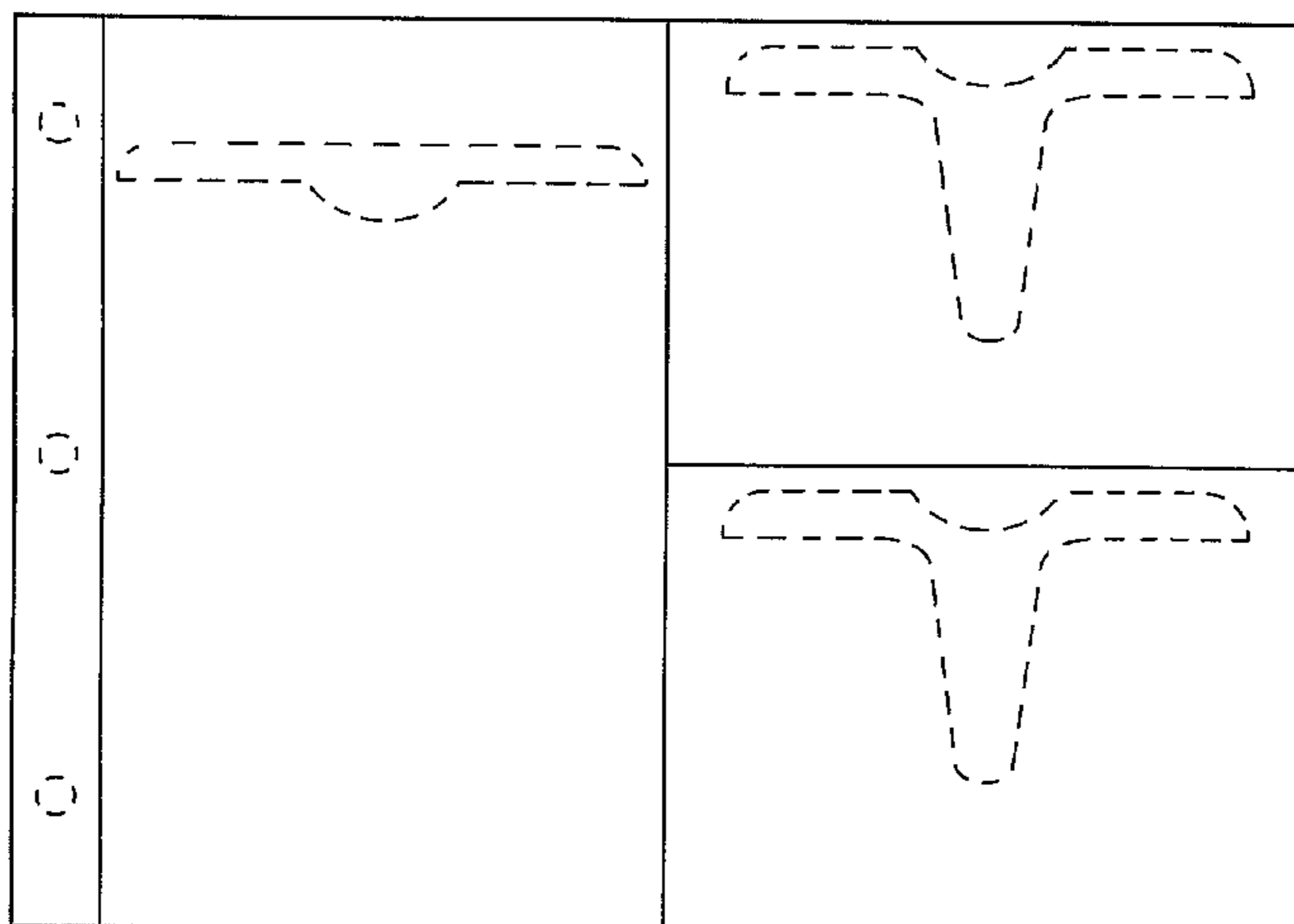
(57) **CLAIM**

The ornamental design for a media organizer, as shown and described.

**DESCRIPTION**

FIG. 1 is a front view of a media organizer showing my new design;  
FIG. 2 is a rear view thereof;  
FIG. 3 is a top view thereof, the opposite side being a mirror image; and,  
FIG. 4 is a side view thereof, the opposite side being a mirror image.

**1 Claim, 4 Drawing Sheets**



# US D751,841 S

Page 2

---

(56)

## References Cited

### U.S. PATENT DOCUMENTS

D661,996 S \* 6/2012 Hollyman ..... D9/702  
D665,192 S \* 8/2012 Zealer ..... D6/432  
D665,217 S \* 8/2012 Zealer ..... D6/632

D674,015 S \* 1/2013 Radtke ..... D19/33  
2001/0032793 A1 \* 10/2001 Bergh et al. .... 206/308.1  
2002/0197098 A1 \* 12/2002 Palmer ..... 402/79  
2004/0129585 A1 \* 7/2004 Ballantine et al. .... 206/308.1

\* cited by examiner

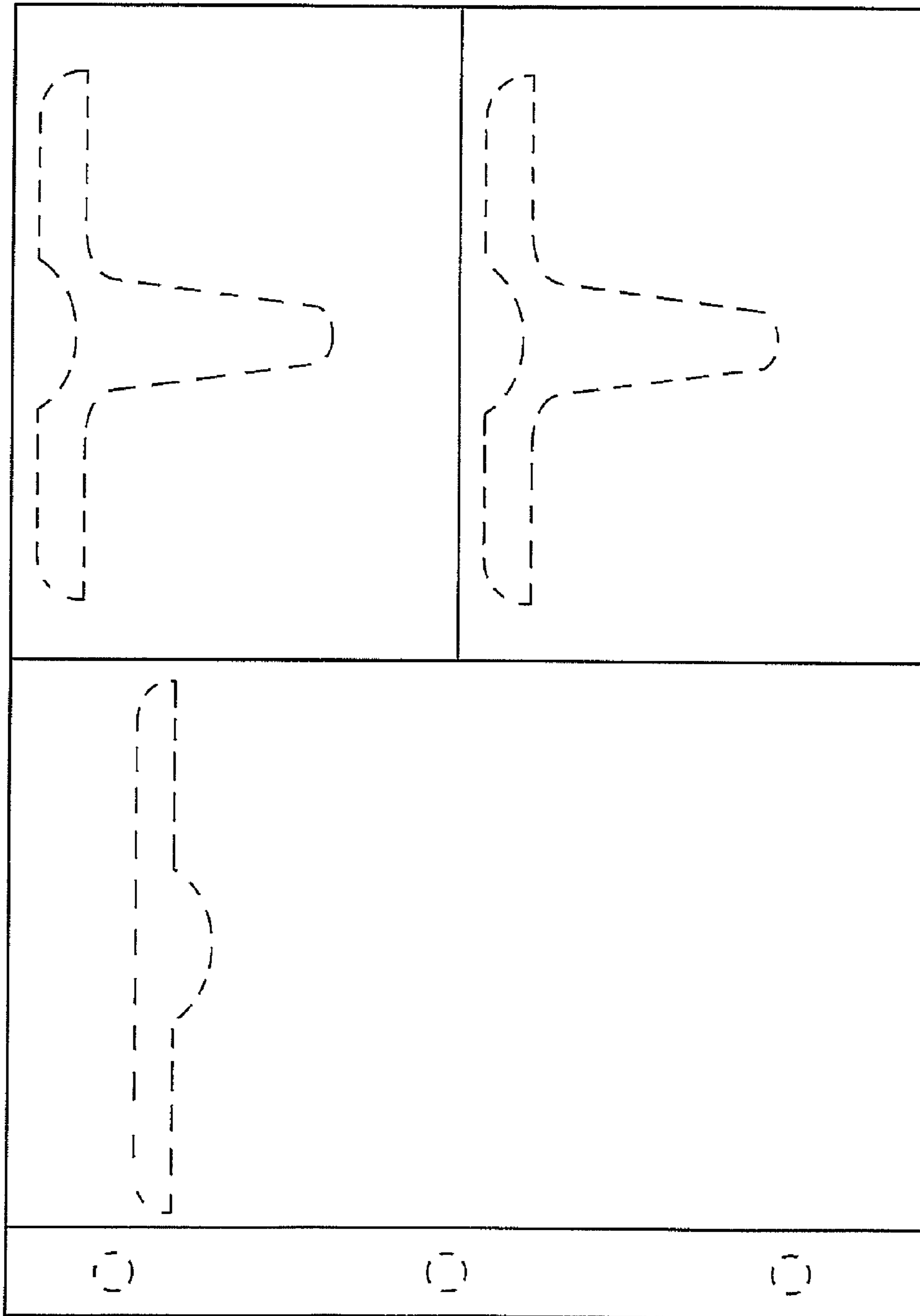


FIG. 1

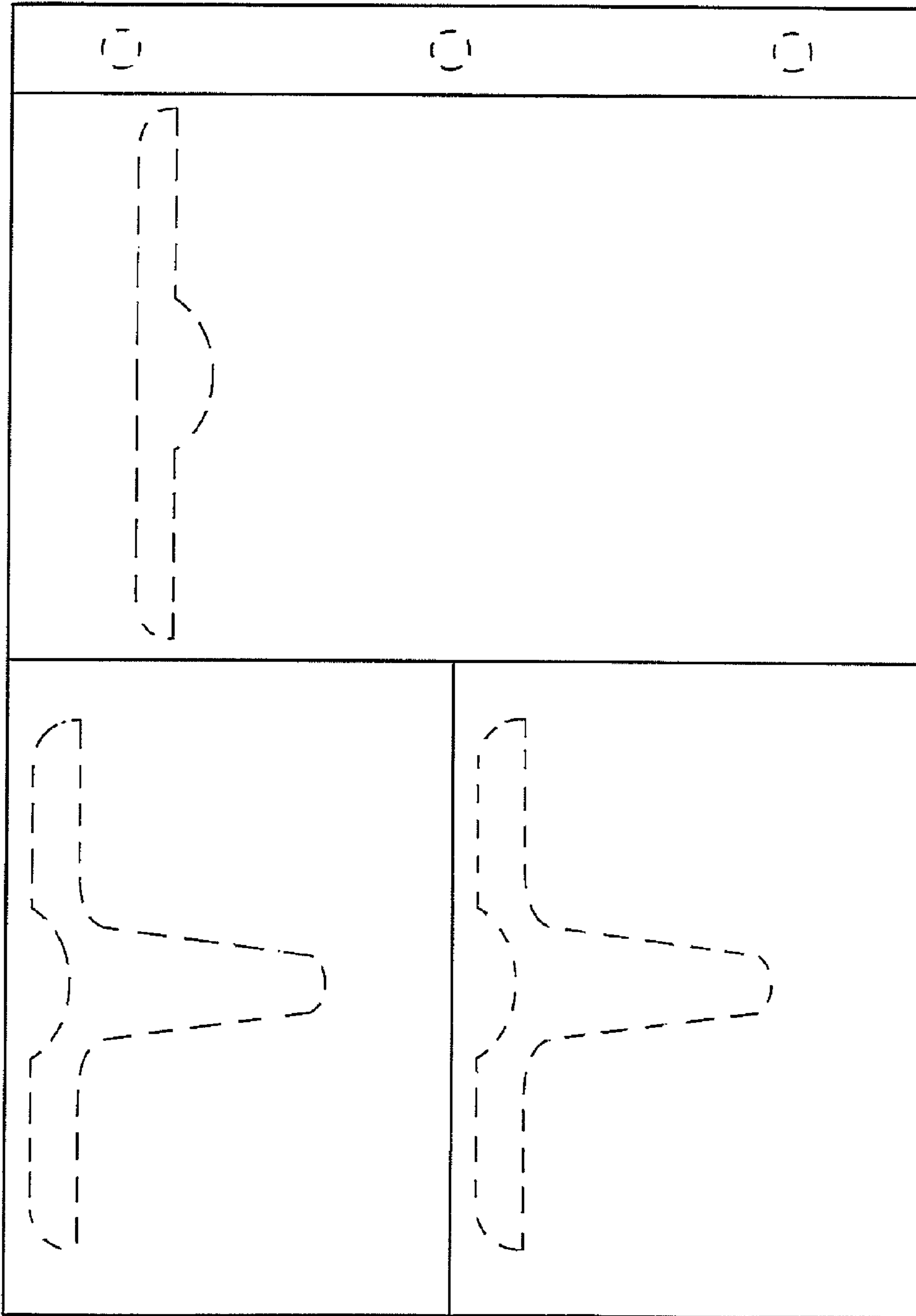


FIG. 2



**FIG. 3**



FIG. 4