



US00D751824S

(12) **United States Design Patent**
Childs

(10) **Patent No.:** **US D751,824 S**
(45) **Date of Patent:** **** Mar. 22, 2016**

(54) **PAINT BRUSH**

(71) Applicant: **Frank Childs**, St. Petersburg, FL (US)

(72) Inventor: **Frank Childs**, St. Petersburg, FL (US)

(**) Term: **14 Years**

(21) Appl. No.: **29/507,701**

(22) Filed: **Oct. 30, 2014**

(51) **LOC (10) Cl.** **04-02**

(52) **U.S. Cl.**
USPC **D4/135**

(58) **Field of Classification Search**
USPC D4/100, 102, 114, 135, 116, 121, 127;
15/21.1, 22.1, 23, 24, 28, 29, 191.1,
15/192, 193, 194, 166, 168, 171, 175,
15/176.1; 132/218, 217; D28/7, 57
CPC B05C 1/00; B05C 1/02; B05C 17/0205;
B44D 2/00
See application file for complete search history.

(56) **References Cited**

U.S. PATENT DOCUMENTS

D318,762 S *	8/1991	Rueb	D4/132
D448,178 S	9/2001	Tapley et al.	
D559,548 S *	1/2008	Dovellos	D4/135
D563,675 S *	3/2008	Zemel	D4/135
D625,522 S *	10/2010	Riaz	D4/135
D634,549 S *	3/2011	Arvinte	D4/135
D663,957 S *	7/2012	Garcia	D4/135
D666,008 S *	8/2012	Boudreau	D4/135
D679,506 S *	4/2013	Hile	D4/135
D681,342 S	5/2013	Brower	
D710,115 S *	8/2014	Dale	D4/135

D733,437 S *	7/2015	Sherman	D4/135
2006/0150355 A1 *	7/2006	Mason	A46B 7/04 15/166
2010/0199449 A1 *	8/2010	Ho	A46B 3/005 15/207.2

* cited by examiner

Primary Examiner — Austin Murphy

(74) *Attorney, Agent, or Firm* — Thomas Frost

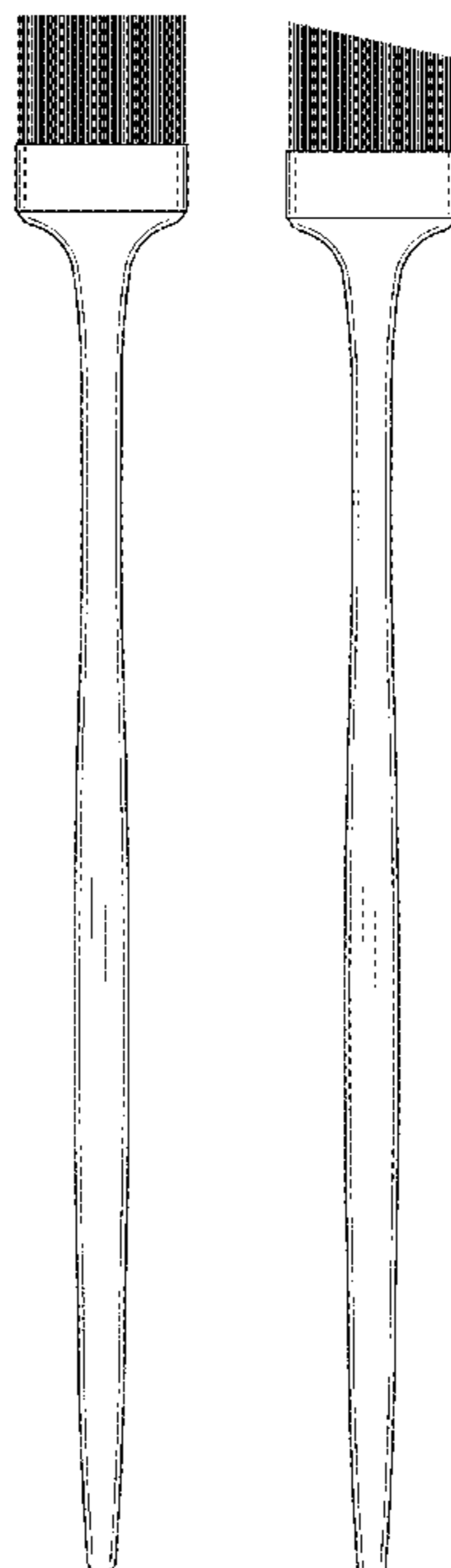
(57) **CLAIM**

The ornamental design for a paint brush, as shown and described.

DESCRIPTION

FIG. 1 is a top view of a first embodiment of the instant invention with the bottom view being a mirror image thereof; FIG. 2 is a left side view of a first embodiment of the instant invention with the right side view being a mirror image view thereof; FIG. 3 is a front view of a first embodiment of the instant invention; and, FIG. 4 is a rear view of a first embodiment of the instant invention. FIG. 5 is a top view of a second embodiment of the instant invention; FIG. 6 is a left side view of a second embodiment of the instant invention; FIG. 7 is a right side view of a second embodiment of the instant invention; FIG. 8 is a front view of a second embodiment of the instant invention; and, FIG. 9 is a rear view of a second embodiment of the instant invention.

1 Claim, 2 Drawing Sheets



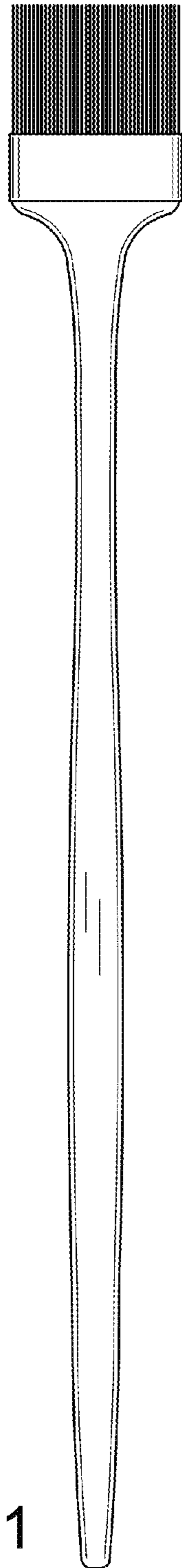


FIG. 1

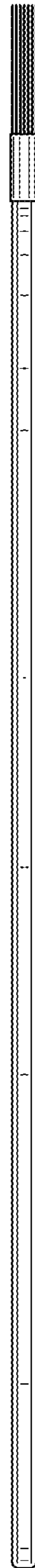


FIG. 2




FIG. 3



FIG. 4

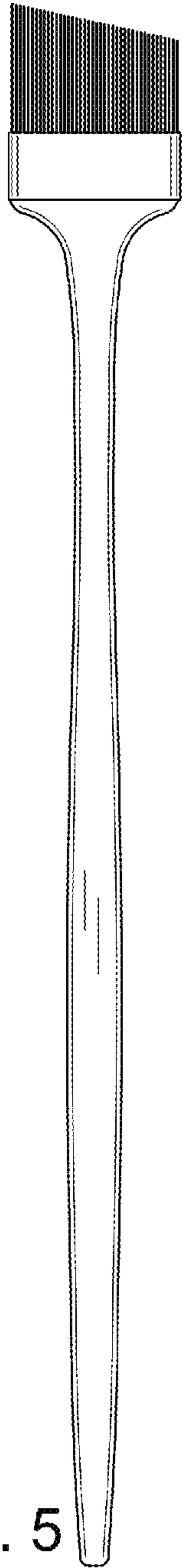


FIG. 5



FIG. 6

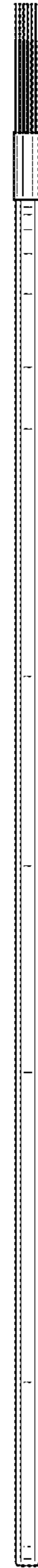


FIG. 7



FIG. 8

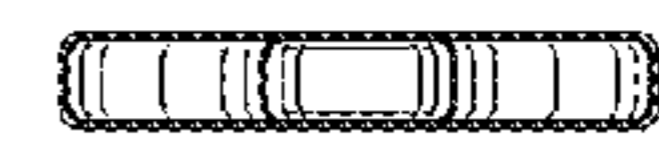


FIG. 9