



US00D751821S

(12) **United States Design Patent**  
**Since**

(10) **Patent No.:** **US D751,821 S**  
(45) **Date of Patent:** **\*\* Mar. 22, 2016**

- (54) **ELECTRIC TOOTHBRUSH**
- (71) Applicant: **KEA PRODUCTS, LTD.**, Kowloon (HK)
- (72) Inventor: **Guillaume Jean Since**, Kowloon (HK)
- (73) Assignee: **KEA Products, Ltd.**, Kowloon (HK)
- (\*\*) Term: **14 Years**
- (21) Appl. No.: **29/510,198**
- (22) Filed: **Nov. 25, 2014**

(30) **Foreign Application Priority Data**

Jun. 6, 2014 (EM) ..... 001413454-0001

- (51) **LOC (10) Cl.** ..... **28-03**
- (52) **U.S. Cl.**  
USPC ..... **D4/101**

- (58) **Field of Classification Search**  
USPC ..... D4/101, 104–113, 138  
CPC ..... A46B 3/00; A46B 9/00; A46B 9/02;  
A46B 9/04; A46B 9/045; A46B 2200/10;  
A46B 2200/1026; A46B 2200/1046; A46B  
2200/1053; A46B 2200/1066; A46B  
2200/1073; A46B 2200/108; A46B 2200/1086  
See application file for complete search history.

(56) **References Cited**

**U.S. PATENT DOCUMENTS**

- D220,239 S \* 3/1971 Rams et al. .... D4/101
- D373,903 S \* 9/1996 Stutzer ..... D4/101

- D453,996 S \* 3/2002 Kling ..... D4/101
- D455,010 S \* 4/2002 Kling ..... D4/101
- D515,816 S \* 2/2006 Jimenez ..... D4/101
- D534,725 S \* 1/2007 Vu ..... D4/101
- D534,728 S \* 1/2007 Vu ..... D4/101
- D580,173 S \* 11/2008 Beedham ..... D4/101
- 8,196,246 B1 \* 6/2012 Haynes ..... A46B 9/04  
15/167.1
- D719,737 S \* 12/2014 Adriaenssen ..... D4/101
- 2009/0183324 A1 \* 7/2009 Fischer ..... A46B 9/04  
15/22.1
- 2013/0185882 A1 \* 7/2013 Fritsch ..... A46B 9/04  
15/167.1
- 2014/0173838 A1 \* 6/2014 Dickie ..... A46B 9/04  
15/22.1

\* cited by examiner

*Primary Examiner* — Clare E Heflin

(74) *Attorney, Agent, or Firm* — Fulwider Patton LLP

(57) **CLAIM**

The ornamental design for an electric toothbrush, as shown.

**DESCRIPTION**

FIG. 1 is a rear perspective view of an electric toothbrush showing my design.

FIG. 2 is a front perspective view thereof.

FIG. 3 is a front side elevational view thereof.

FIG. 4 is a rear side elevational view thereof.

FIG. 5 is a left side elevational view thereof.

FIG. 6 is a right side elevational view thereof.

FIG. 7 is a top plan view thereof; and,

FIG. 8 is a bottom plan view thereof.

**1 Claim, 3 Drawing Sheets**

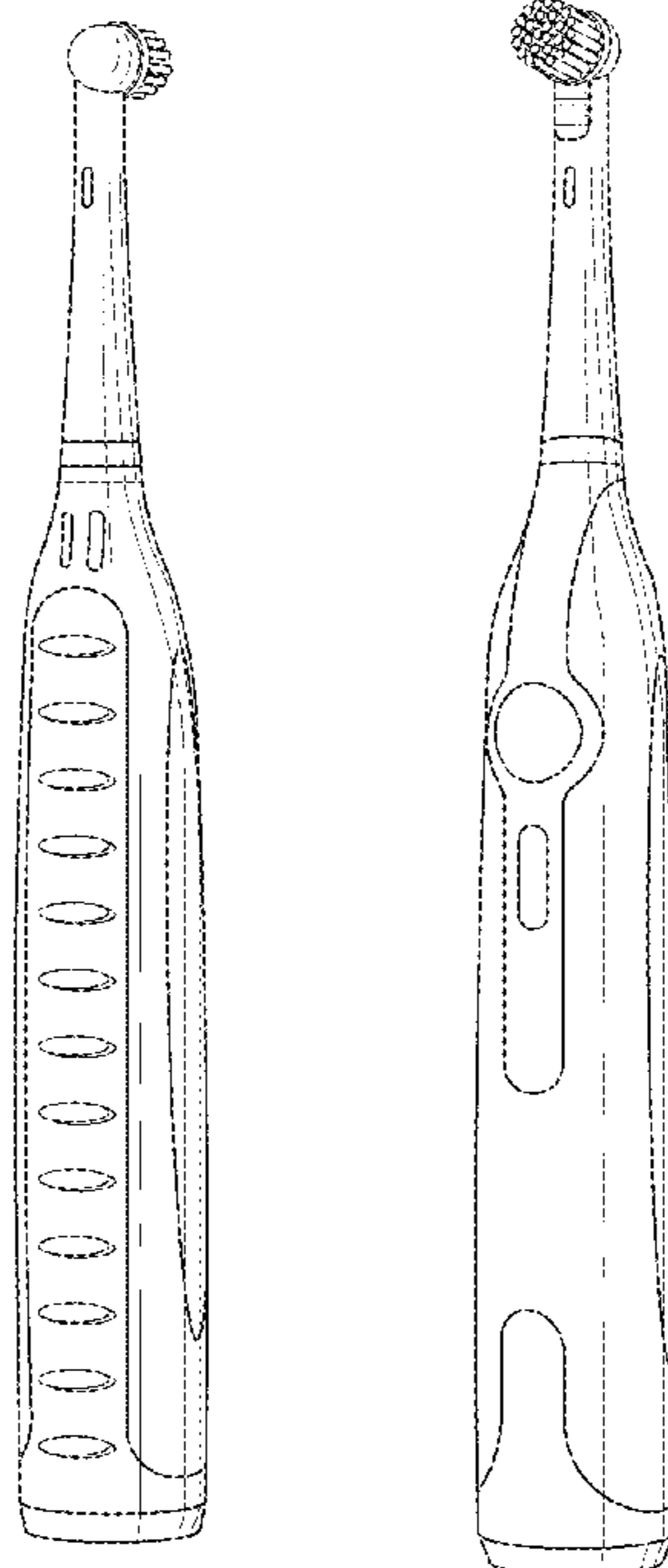


FIG. 1

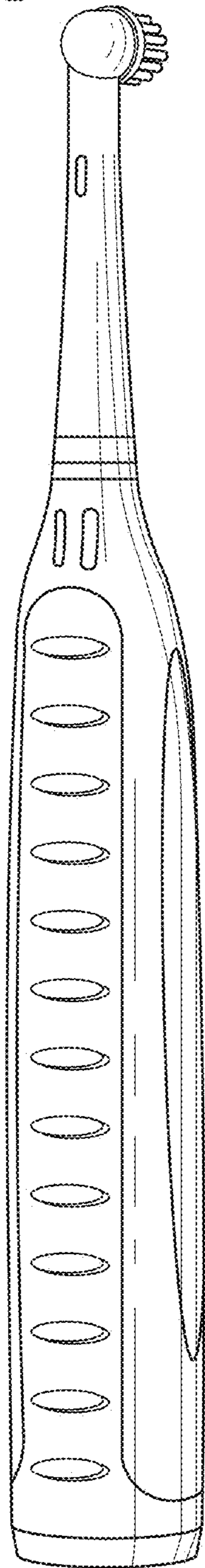
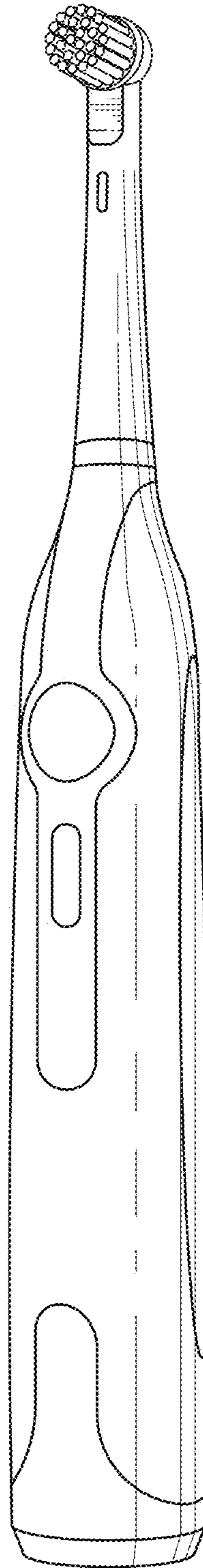
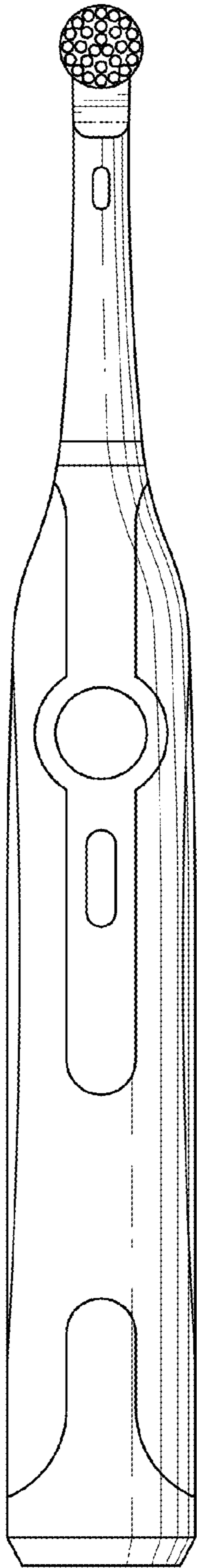
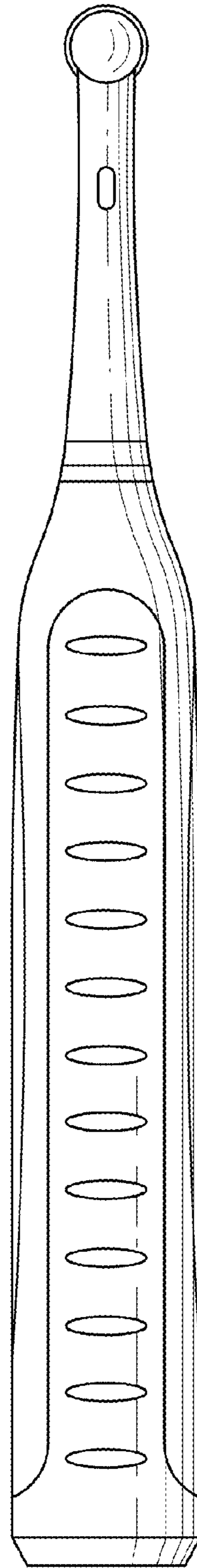


FIG. 2





*FIG. 3*



*FIG. 4*

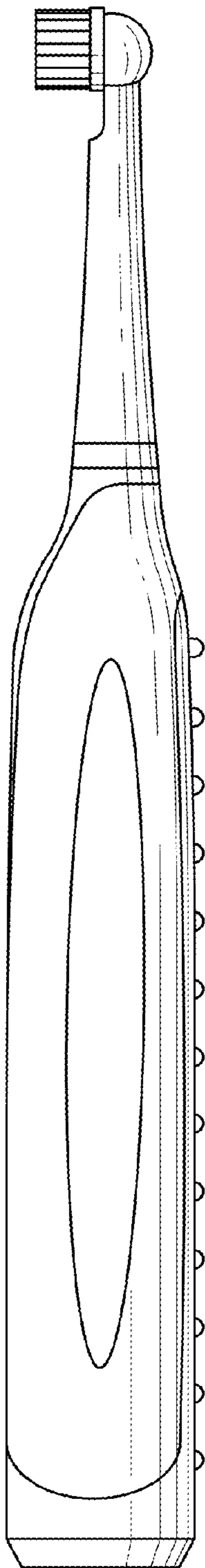


FIG. 5

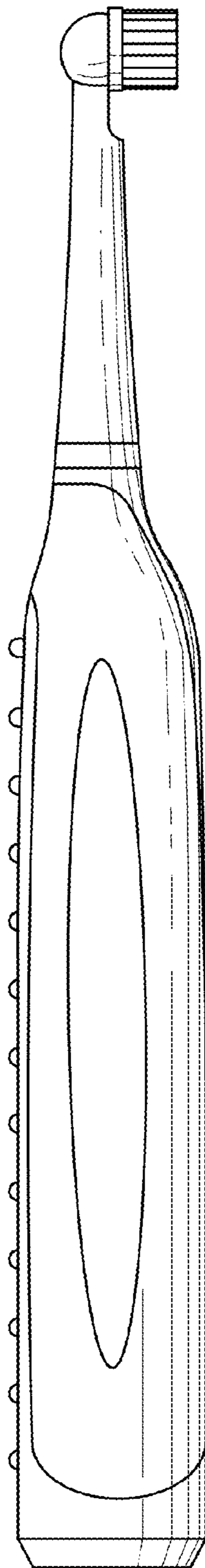


FIG. 6

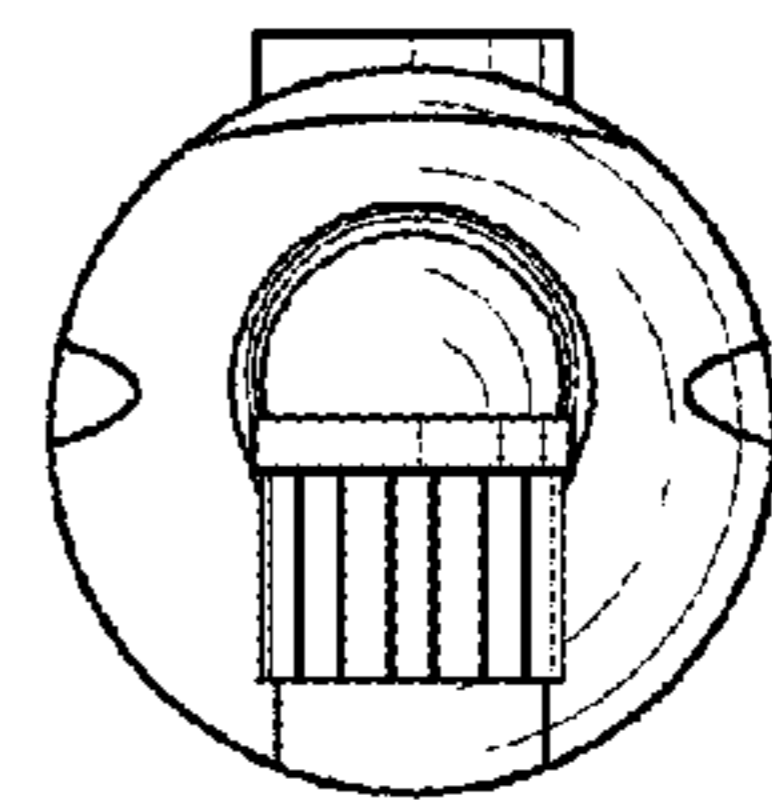


FIG. 7

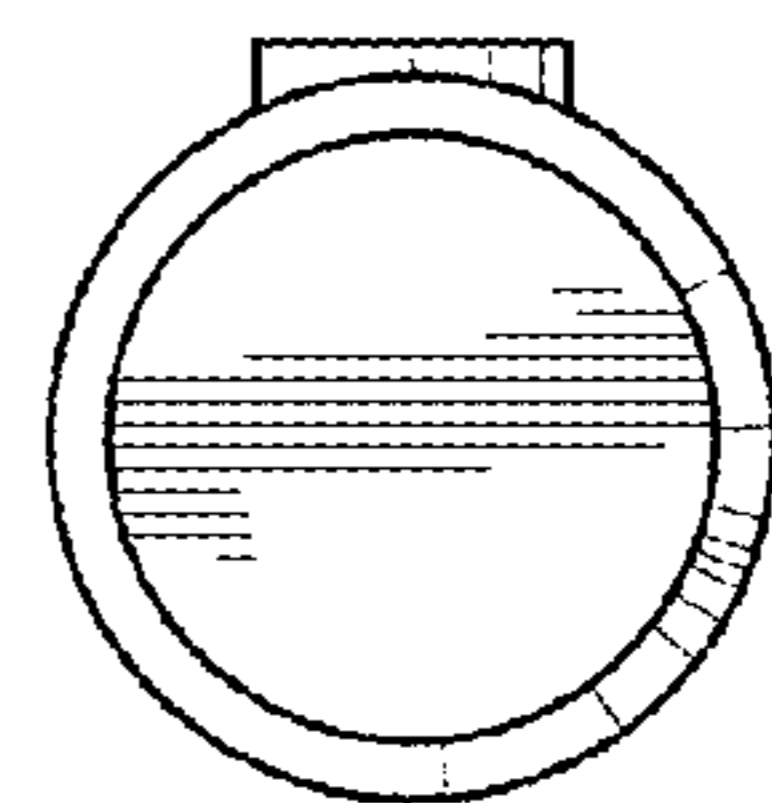


FIG. 8