



US00D751820S

(12) **United States Design Patent**
Recchia

(10) **Patent No.:** **US D751,820 S**
(45) **Date of Patent:** **** Mar. 22, 2016**

(54) **LUGGAGE HANDLE**

FOREIGN PATENT DOCUMENTS

(71) Applicant: **Samsonite IP Holdings S.a.r.l.**,
Luxembourg (LU)

EM	001241368-0001	10/2010
EM	001245369-0002	11/2010
EM	001935743-0001	10/2011
EM	001935743-0002	10/2011
EM	001935743-0003	10/2011
EM	001947599-0003	11/2011
EM	002024737-0001	4/2012
EM	002310292-0004	10/2013
EM	002344622-0003	11/2013
HK	14007797M001	4/2014

(72) Inventor: **Diego Recchia**, Valmontone (IT)

(73) Assignee: **Samsonite IP Holdings S.a.r.l.**,
Luxembourg (LU)

(**) Term: **14 Years**

* cited by examiner

(21) Appl. No.: **29/490,561**

Primary Examiner — Holly Baynham

(22) Filed: **May 12, 2014**

(74) *Attorney, Agent, or Firm* — Dorsey & Whitney LLP

(30) **Foreign Application Priority Data**

(57) **CLAIM**

The ornamental design for a luggage handle, as shown and described.

Nov. 13, 2013 (EM) 002344622-0005

DESCRIPTION

(51) **LOC (10) Cl.** **03-01**

FIG. 1 shows a front perspective view of a luggage handle, the luggage handle shown on a luggage case;

(52) **U.S. Cl.**
USPC **D3/318**

FIG. 2 shows a left elevation view of a luggage handle of FIG. 1;

(58) **Field of Classification Search**
USPC D3/318, 273, 279
CPC A45F 5/10; A45F 5/14; B65D 33/06
See application file for complete search history.

FIG. 3 shows a right elevation view of a luggage handle of FIG. 1;

FIG. 4 shows a front elevation view of a luggage handle of FIG. 1;

(56) **References Cited**

U.S. PATENT DOCUMENTS

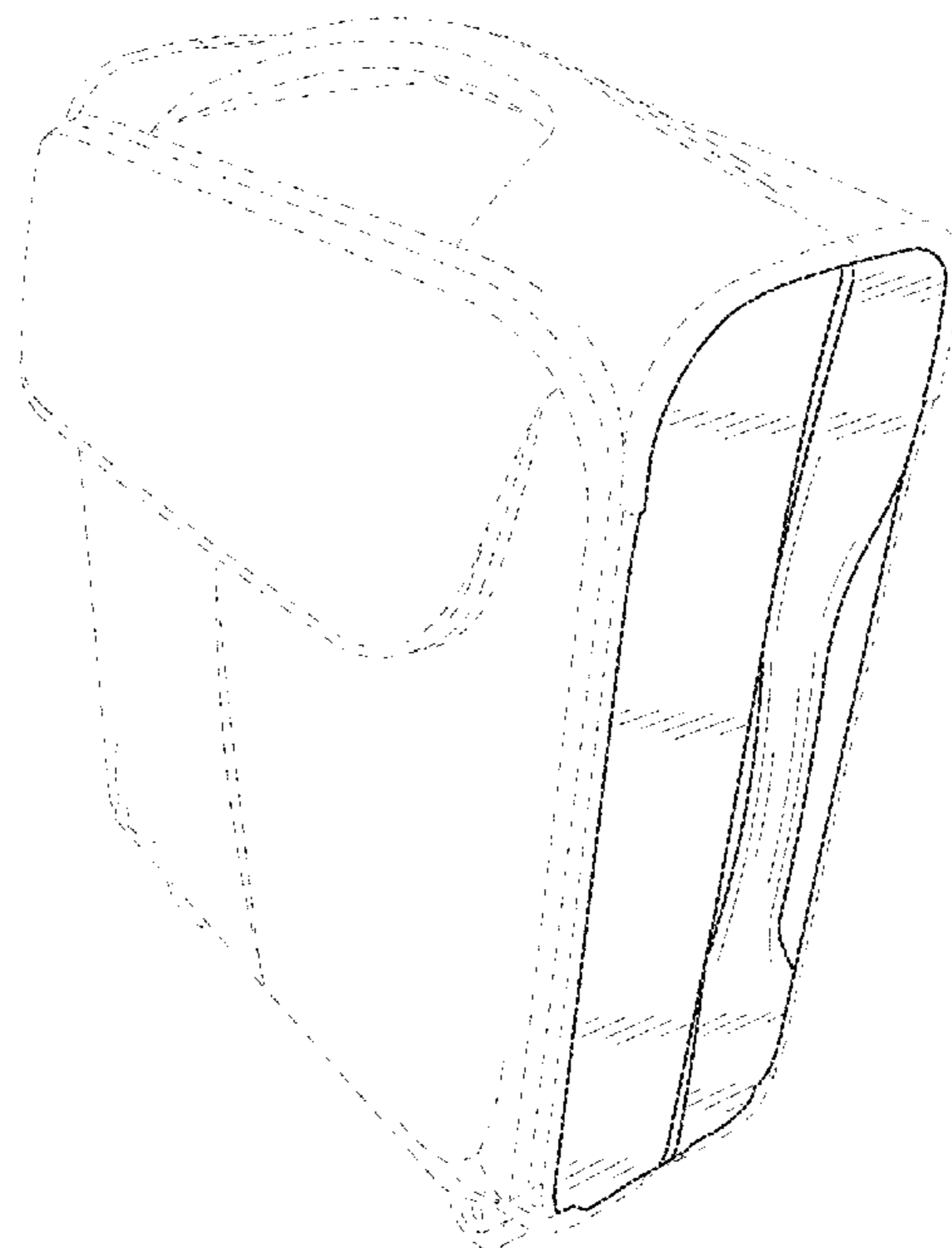
D461,055 S *	8/2002	Szyf	D3/318
D463,663 S	10/2002	Magana		
D666,003 S *	8/2012	Santy	D3/318
D666,004 S *	8/2012	Santy	D3/318
D678,678 S *	3/2013	Santy	D3/318

FIG. 5 shows a rear elevation view of a luggage handle of FIG. 1;

FIG. 6 shows a top view of a luggage handle of FIG. 1; and, FIG. 7 shows a bottom view of a luggage handle of FIG. 1.

The broken lines showing luggage are for the purposes of illustrating environment and forms no part of the claimed design.

1 Claim, 7 Drawing Sheets



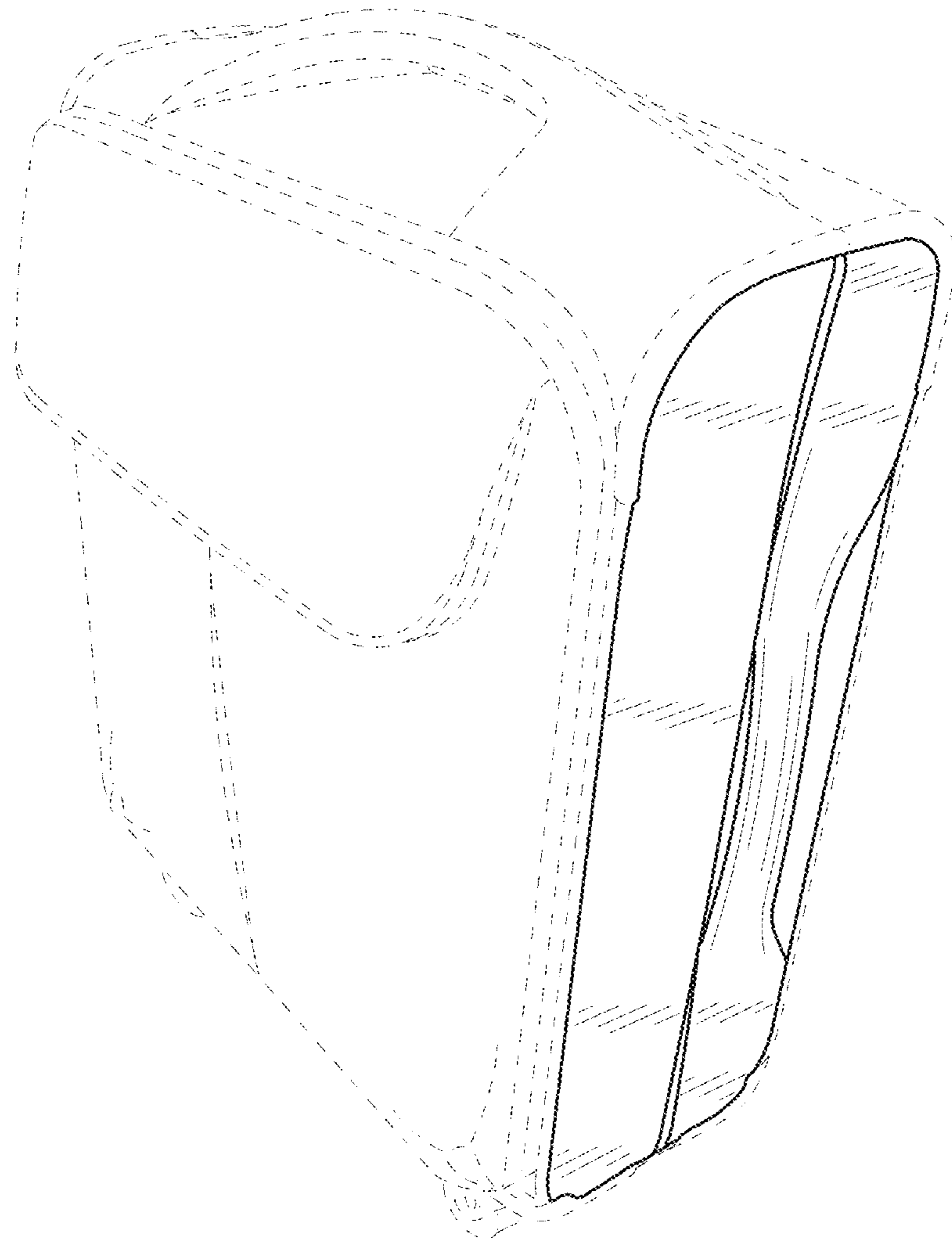


FIG. 1




FIG. 2

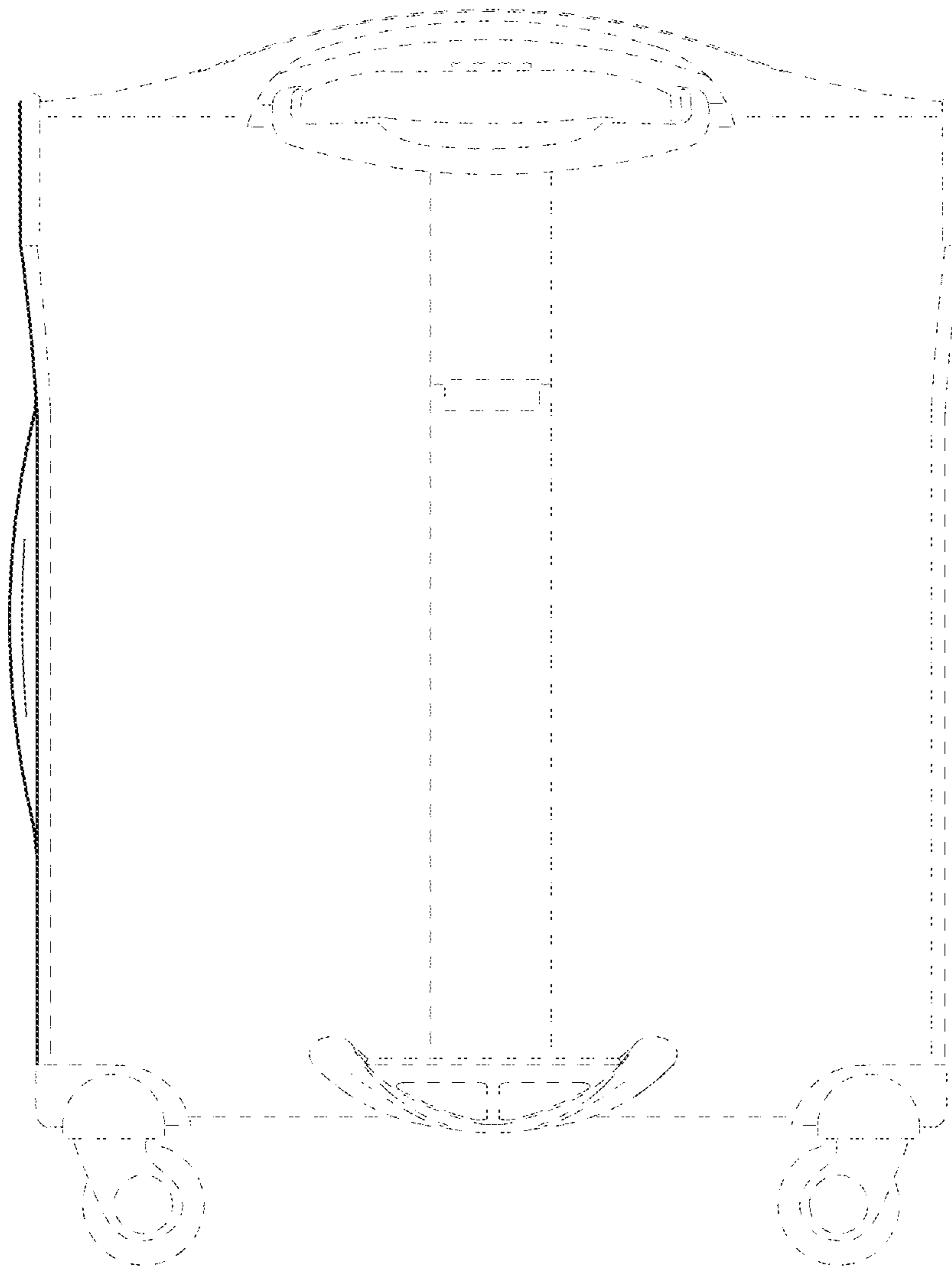


FIG. 3

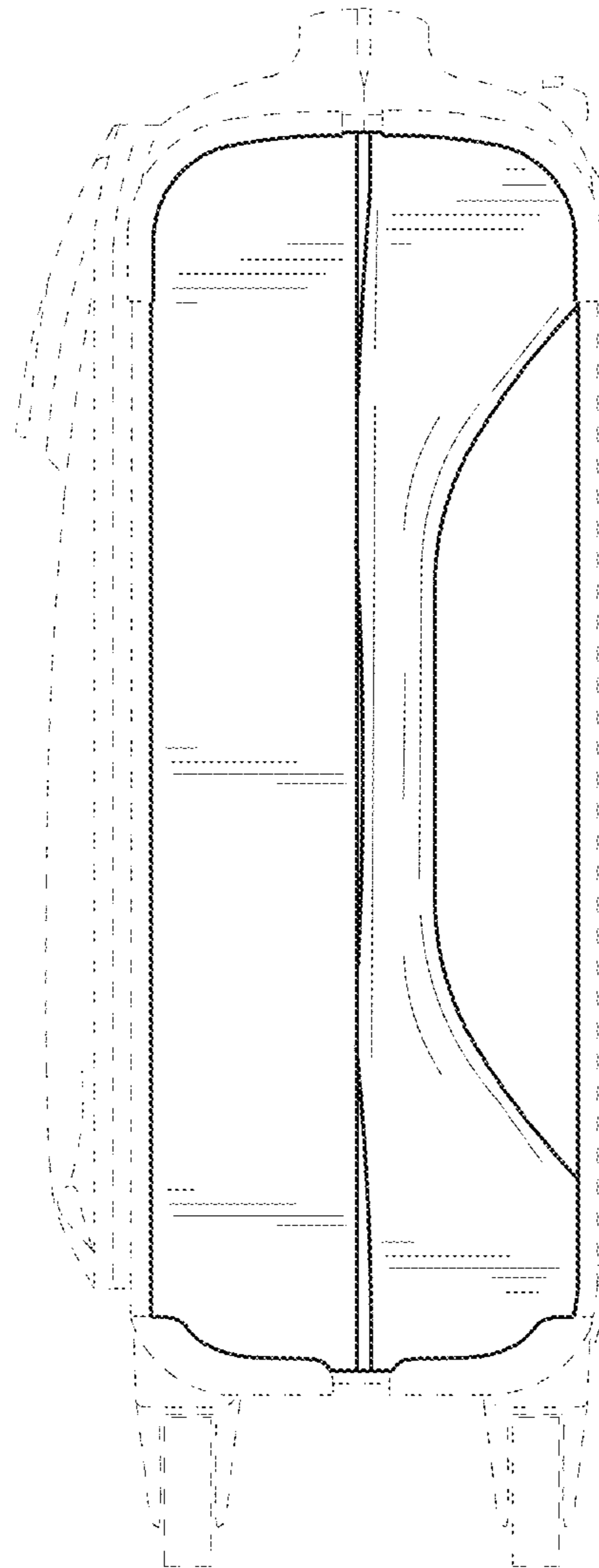


FIG. 4




FIG. 5

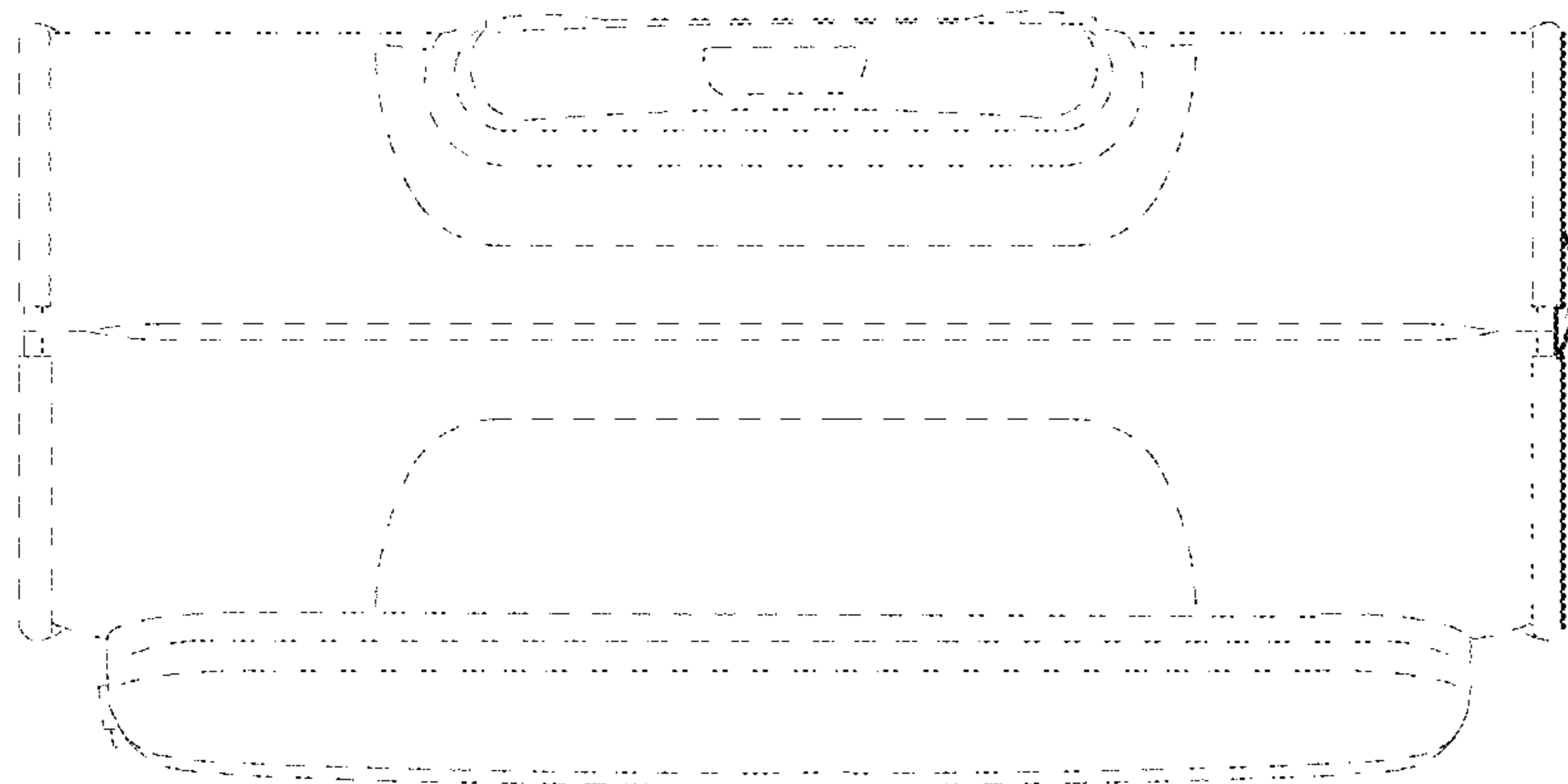


FIG. 6




FIG. 7