



US00D751816S

(12) **United States Design Patent**  
**Miller et al.**

(10) **Patent No.:** **US D751,816 S**  
(45) **Date of Patent:** **\*\* Mar. 22, 2016**

(54) **COMBINED WALLET AND PORTABLE POWER CHARGER**

D682,196 S 5/2013 Leung  
D682,197 S 5/2013 Leung  
D697,308 S \* 1/2014 Daniel ..... D3/249  
D697,867 S 1/2014 Weinstein et al.

(71) Applicants: **Garold C. Miller**, Glastobury, CT (US);  
**Nathan Daniel Weinstein**, Glastonbury, CT (US)

(Continued)

(72) Inventors: **Garold C. Miller**, Glastobury, CT (US);  
**Nathan Daniel Weinstein**, Glastonbury, CT (US)

*Primary Examiner* — Holly Baynham

(74) *Attorney, Agent, or Firm* — McCormick, Paulding & Huber, LLP

(73) Assignee: **Halo2Cloud, LLC**, Glastonbury, CT (US)

(57) **CLAIM**

The ornamental design for a combined wallet and portable power charger, as shown and described.

(\*\*) Term: **14 Years**

**DESCRIPTION**

(21) Appl. No.: **29/504,176**

(22) Filed: **Oct. 2, 2014**

(51) **LOC (10) Cl.** ..... **03-01**

(52) **U.S. Cl.**  
USPC ..... **D3/249**

(58) **Field of Classification Search**  
USPC ..... D3/247, 249–253  
CPC ..... A45C 1/06; A45C 3/08  
See application file for complete search history.

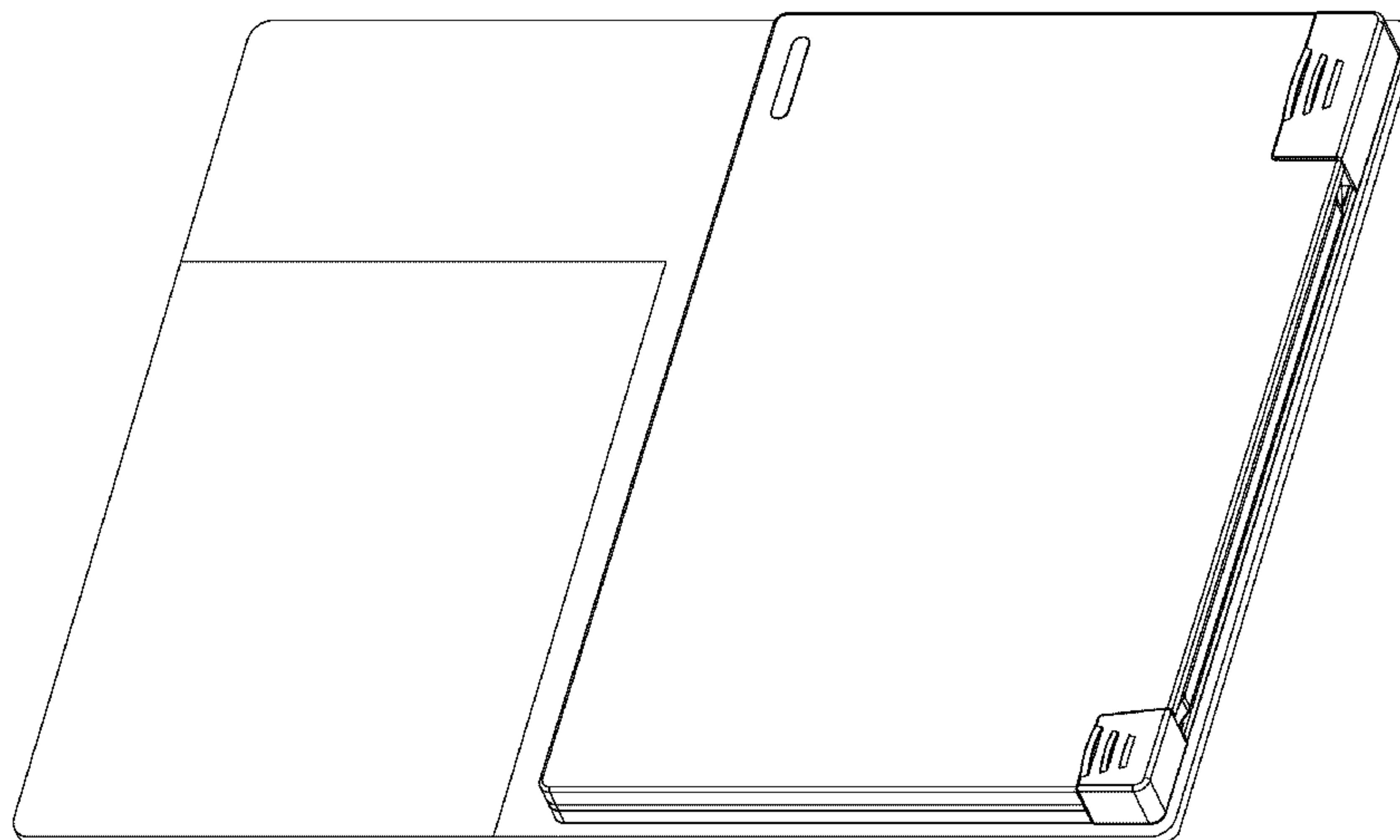
FIG. 1 is a front, bottom perspective view of a combined wallet and portable power charger comprising a new, original and ornamental design with the wallet flap opened;  
FIG. 2 is a front, bottom perspective view of a combined wallet and portable power charger comprising the first embodiment of the new, original and ornamental design with the wallet flap closed;  
FIG. 3 is a reduced scale front view thereof with the wallet flap opened;  
FIG. 4 is a rear view thereof with the wallet flap opened;  
FIG. 5 is a left-hand side view thereof with the wallet flap opened;  
FIG. 6 is a right-hand side view thereof with the wallet flap opened;  
FIG. 7 is a top view thereof with the wallet flap opened;  
FIG. 8 is a bottom view thereof with the wallet flap opened;  
FIG. 9 is a front view thereof with the wallet flap closed;  
FIG. 10 is a rear view thereof with the wallet flap closed;  
FIG. 11 is a left-hand side view thereof with the wallet flap closed;  
FIG. 12 is a right-hand side view thereof with the wallet flap closed;  
FIG. 13 is a top view thereof with the wallet flap closed; and,  
FIG. 14 is a bottom view thereof with the wallet flap closed.

(56) **References Cited**

U.S. PATENT DOCUMENTS

D310,138 S \* 8/1990 Peters ..... D10/106.1  
D335,685 S \* 5/1993 Chen ..... D18/7  
D592,138 S 5/2009 Mahaffey et al.  
D618,237 S 6/2010 Wang  
D628,153 S 11/2010 Fujii et al.  
D628,535 S 12/2010 Cheng  
D641,754 S 7/2011 Camarena et al.  
D643,427 S 8/2011 McGoldrick et al.  
D656,096 S 3/2012 Sasada et al.  
D659,094 S 5/2012 Brand et al.  
D663,684 S 7/2012 Yang  
D663,685 S 7/2012 Yang  
D680,063 S 4/2013 Sasada

**1 Claim, 5 Drawing Sheets**



(56)

**References Cited**

U.S. PATENT DOCUMENTS

8,707,460 B2 *	4/2014	Cabouli .....	A45C 1/06 713/172	D722,961 S	2/2015	Lin et al.
D713,785 S	9/2014	Tehrani		D727,257 S	4/2015	Miller et al.
D715,219 S	10/2014	Cepress et al.		D727,258 S	4/2015	Miller et al.
D716,045 S *	10/2014	Requa .....	D3/249	2009/0267562 A1	10/2009	Guccione et al.
				2013/0150134 A1	6/2013	Pliner et al.
				2014/0042969 A1	2/2014	Miller et al.
				2015/0028797 A1	1/2015	Miller et al.
				2015/0094123 A1	4/2015	Yeiser, IV

\* cited by examiner

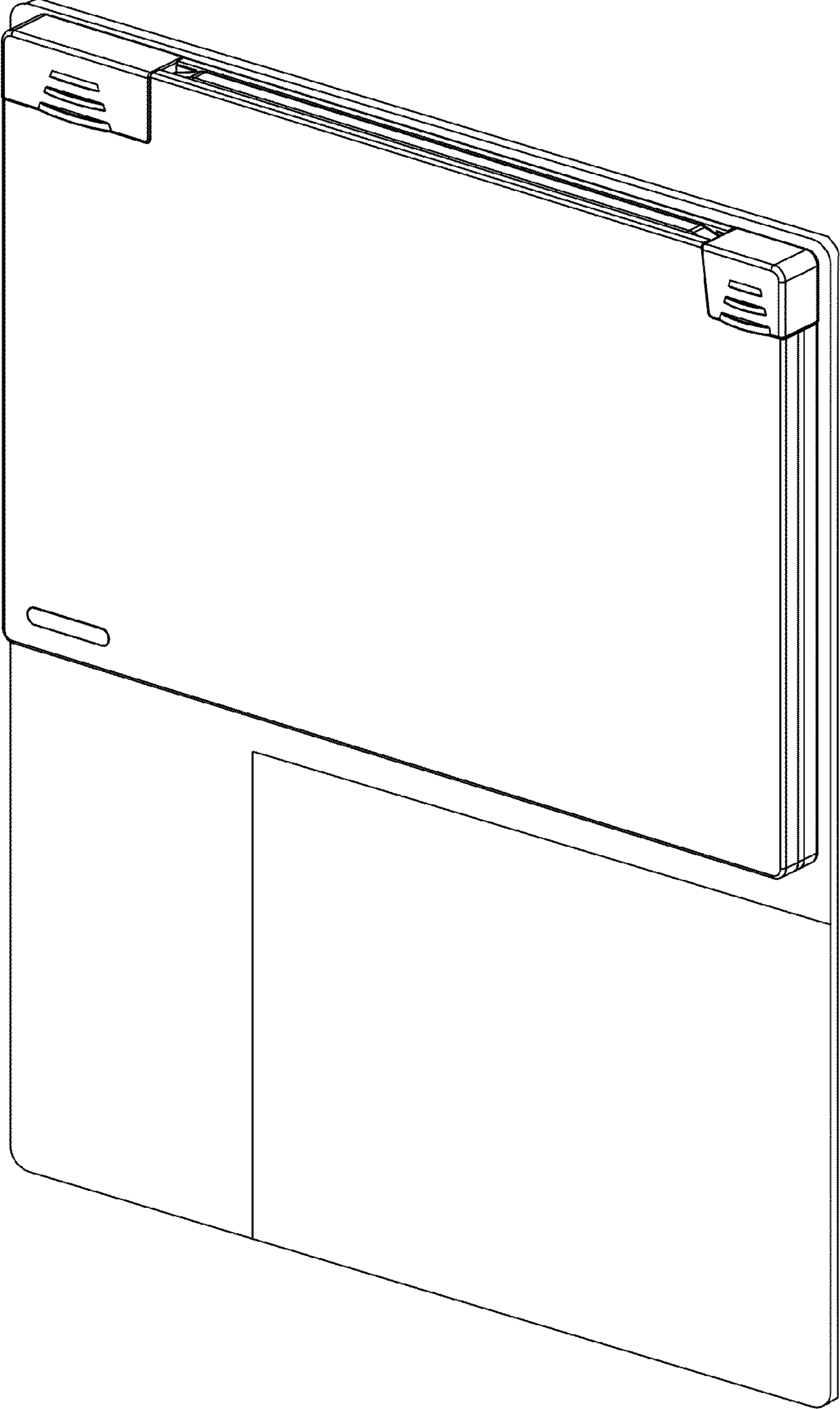


FIG. 1

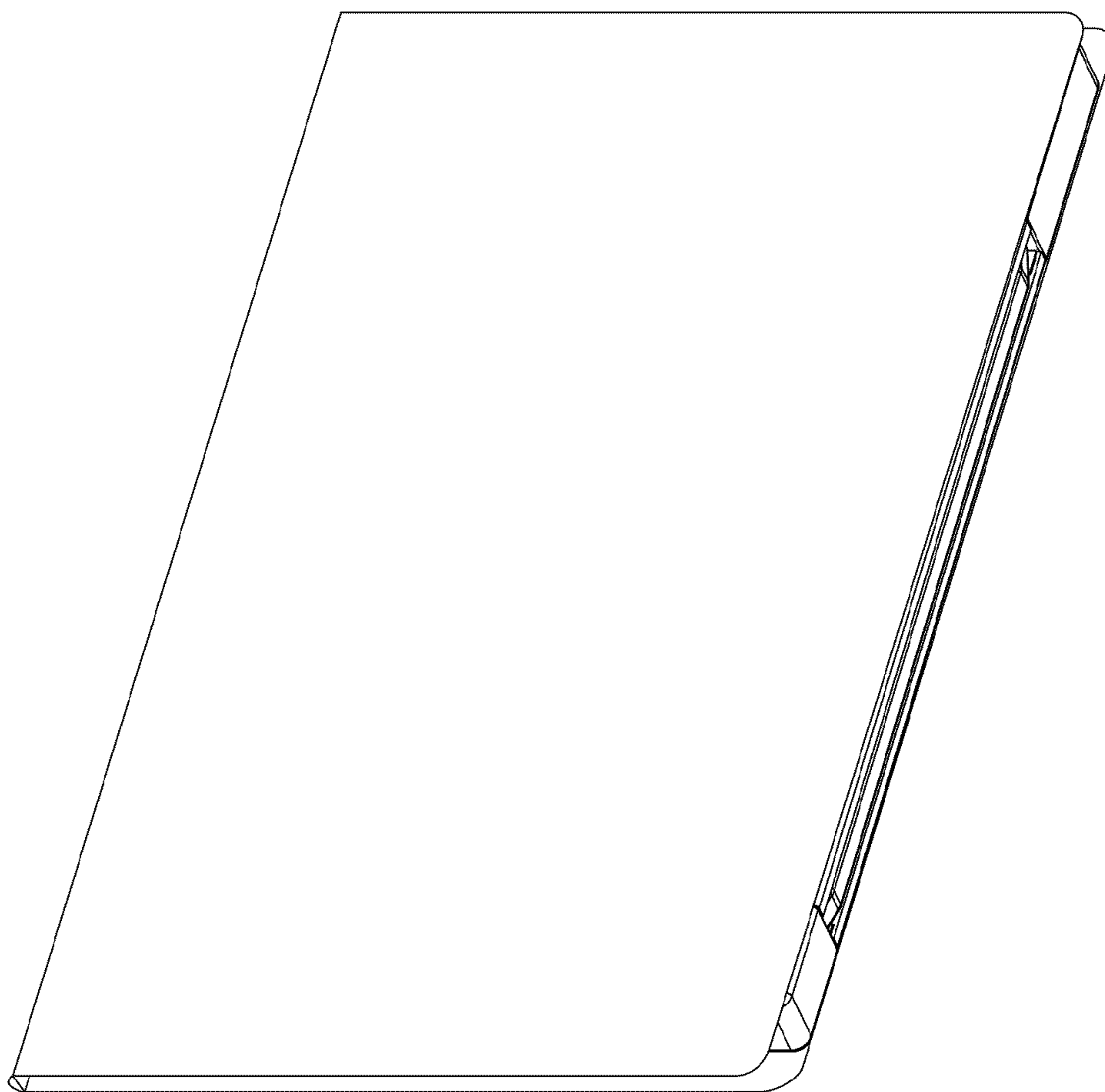


FIG. 2




FIG. 3




FIG. 4



FIG. 5

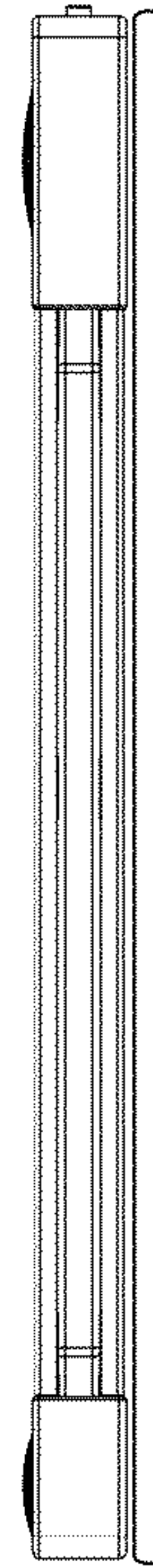


FIG. 6

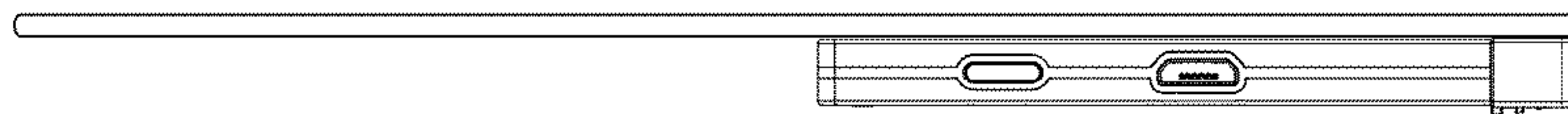


FIG. 7

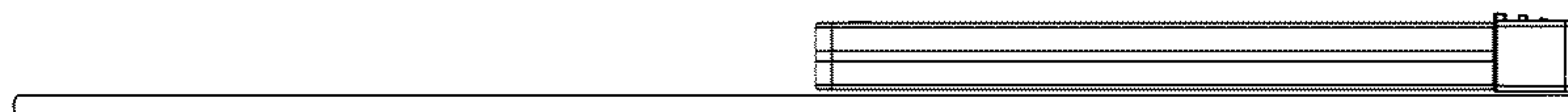


FIG. 8






FIG. 9




FIG. 10




FIG. 11




FIG. 12

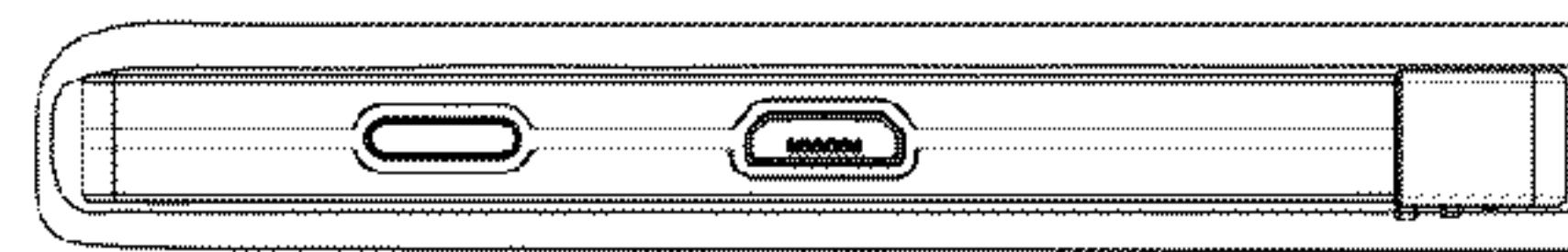


FIG. 13




FIG. 14

UNITED STATES PATENT AND TRADEMARK OFFICE  
**CERTIFICATE OF CORRECTION**

PATENT NO. : D751,816 S  
APPLICATION NO. : 29/504176  
DATED : March 22, 2016  
INVENTOR(S) : Garold C. Miller et al.

Page 1 of 1

It is certified that error appears in the above-identified patent and that said Letters Patent is hereby corrected as shown below:

On the title page

Please change item (71) Applicants: as follows:

after "Garold C. Miller", change "Glastobury" to --Glastonbury-- and

Please change item (72) Inventors: as follows:

after "Garold C. Miller", change "Glastobury" to --Glastonbury--

Signed and Sealed this  
Twenty-eighth Day of June, 2016



Michelle K. Lee  
*Director of the United States Patent and Trademark Office*