



US00D751789S

(12) **United States Design Patent**  
**Cote et al.**

(10) **Patent No.:** **US D751,789 S**  
(45) **Date of Patent:** **\*\* Mar. 15, 2016**

(54) <b>PALLET</b>	4,077,334 A * 3/1978 Svirklys ..... B65D 19/0095 D19/95
(71) Applicant: <b>PALAC INDUSTRIES INC.,</b> Saint-Felix-de-Kingsey (CA)	D289,939 S * 5/1987 Dash ..... D34/38 5,460,103 A 10/1995 Dunn et al. 5,950,546 A * 9/1999 Brown ..... B65D 19/0012 108/56.1
(72) Inventors: <b>Christian Cote,</b> Saint-Cyrille-de-Wendover (CA); <b>Andre</b> <b>Tanguay,</b> Saint-Felix-de-Kingsey (CA)	D423,752 S * 4/2000 Elder ..... D34/38 D433,208 S * 10/2000 Elder ..... D34/38 6,209,464 B1 * 4/2001 Elder ..... B65D 19/004 108/53.3
(73) Assignee: <b>PALAC INDUSTRIES INC.,</b> St-Felix-de-Kingsley, QC (CA)	7,607,628 B2 * 10/2009 Elder ..... B65D 19/0036 108/53.3 7,661,373 B2 * 2/2010 Apps ..... B65D 19/0012 108/56.3
(**) Term: <b>14 Years</b>	2005/0229819 A1 * 10/2005 Hollander ..... B65D 19/0026 108/51.3

(21) Appl. No.: **29/510,997**

\* cited by examiner

(22) Filed: **Dec. 5, 2014**

*Primary Examiner* — Cynthia Ramirez

(51) **LOC (10) Cl.** ..... **09-08**

*Assistant Examiner* — Gino Colan

(52) **U.S. Cl.**  
USPC ..... **D34/38**

(74) *Attorney, Agent, or Firm* — Norton Rose Fulbright  
Canada LLP

(58) **Field of Classification Search**  
USPC ..... D34/28, 38, 31, 33, 34; 414/539, 540,  
414/541, 678, 921, 785, 917; 108/51.11,  
108/51.3, 52.1, 53.1, 53.3, 53.5, 54.1, 55.5,  
108/57.12, 55.3, 57.2, 557.29, 20, 51.1,  
108/901, 56.1, 56.3  
CPC ..... B65D 2519/00293; B65D 2519/00059;  
B65D 2519/00024  
See application file for complete search history.

(57) **CLAIM**  
The ornamental design for a pallet, as shown and described.

**DESCRIPTION**

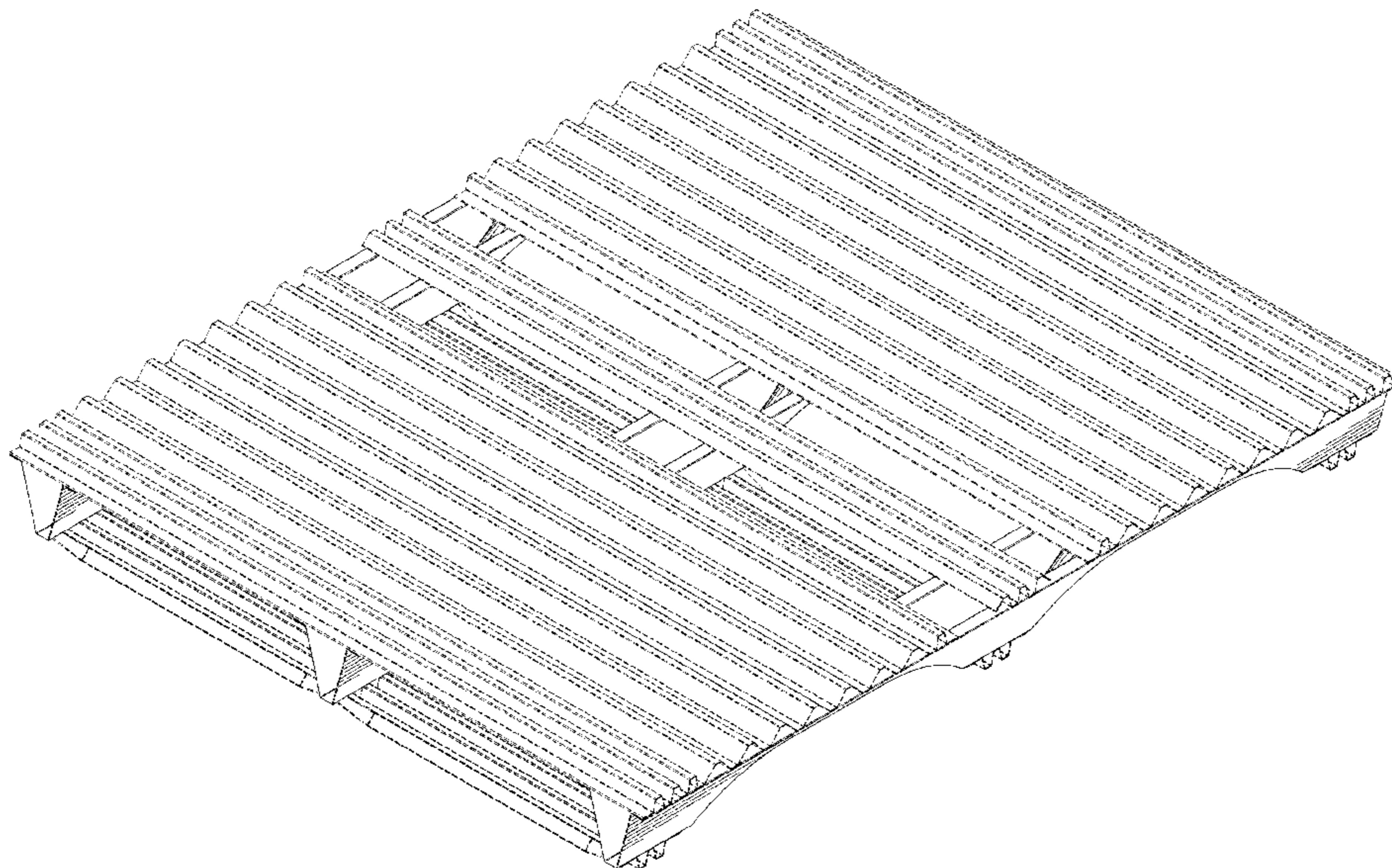
FIG. 1 is a top perspective view of the pallet;  
FIG. 2 is a bottom perspective view thereof;  
FIG. 3 is a side elevation view, the other side elevation being  
a mirror image thereof;  
FIG. 4 is an end view thereof, the other end view being a  
mirror image thereof;  
FIG. 5 is a top plan view thereof;  
FIG. 6 is a bottom plan view thereof; and,  
FIG. 7 is a cross-section view taken along line 7-7 in FIG. 3.  
The broken lines illustrate portions of the pallet that form no  
part of the claimed design.

(56) **References Cited**

**U.S. PATENT DOCUMENTS**

3,720,176 A *	3/1973	Munroe	.....	B65D 19/0051	108/53.1
3,839,970 A *	10/1974	Keeler	.....	B65D 19/0038	108/53.3
3,861,326 A *	1/1975	Brown	.....	B65D 19/0012	108/57.1

**1 Claim, 6 Drawing Sheets**





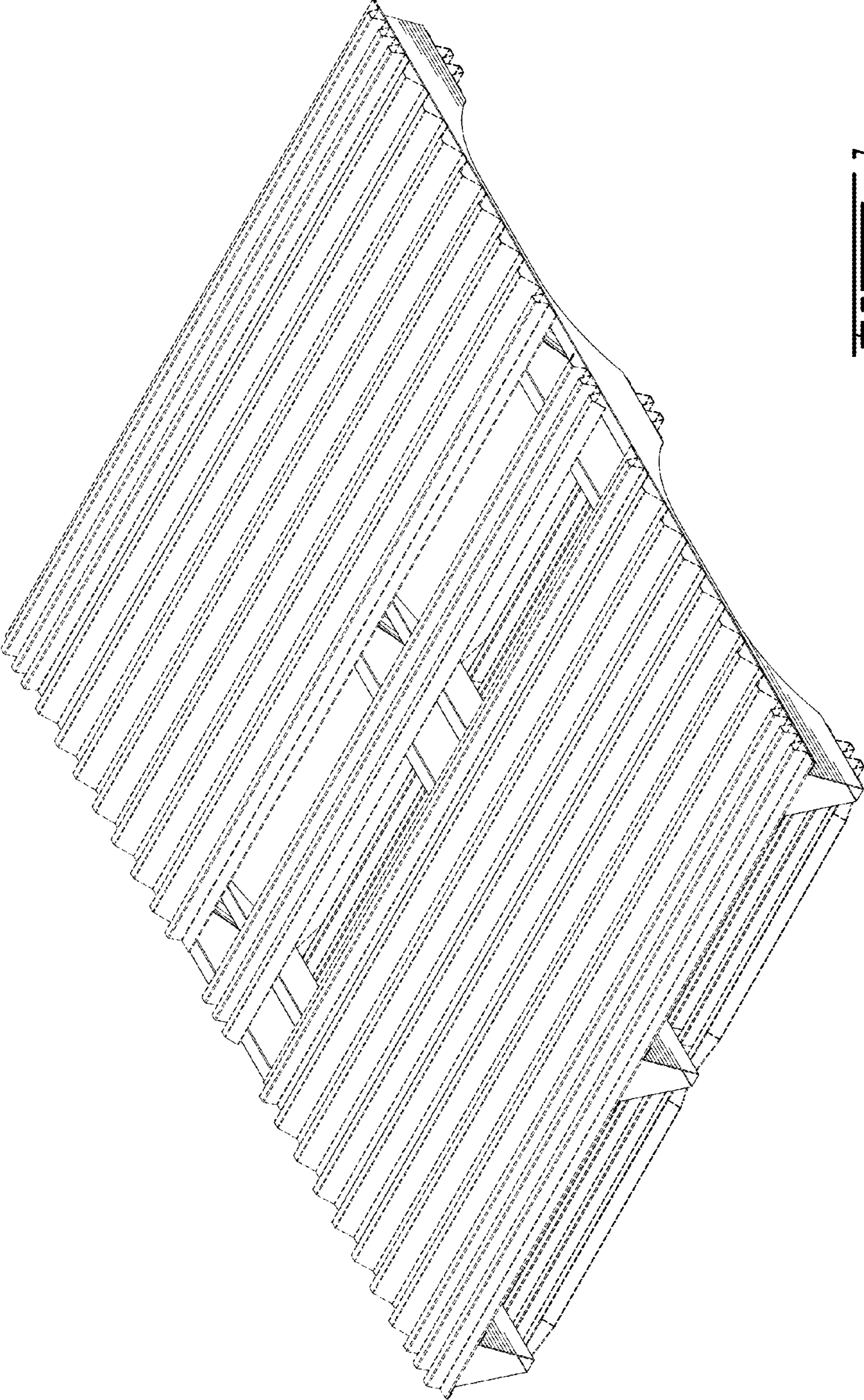


FIG. 1



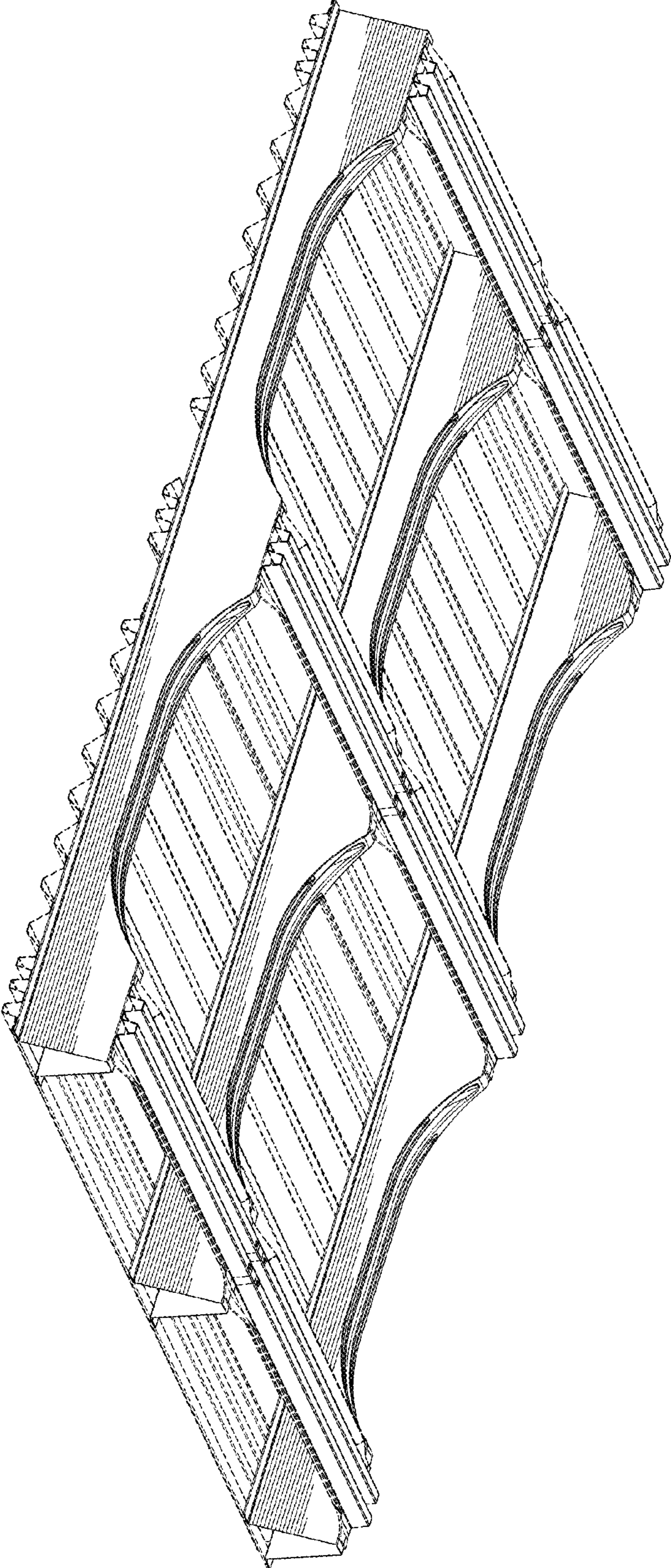


FIG. 2

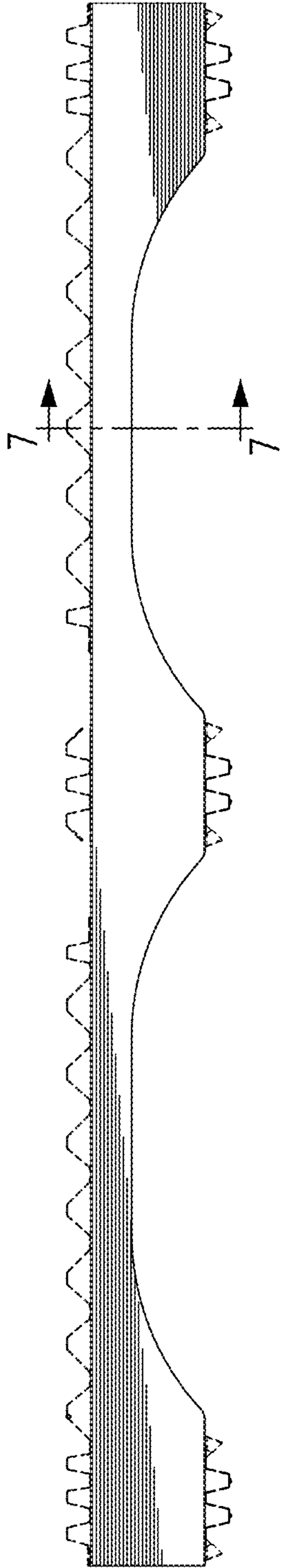


FIG. 3

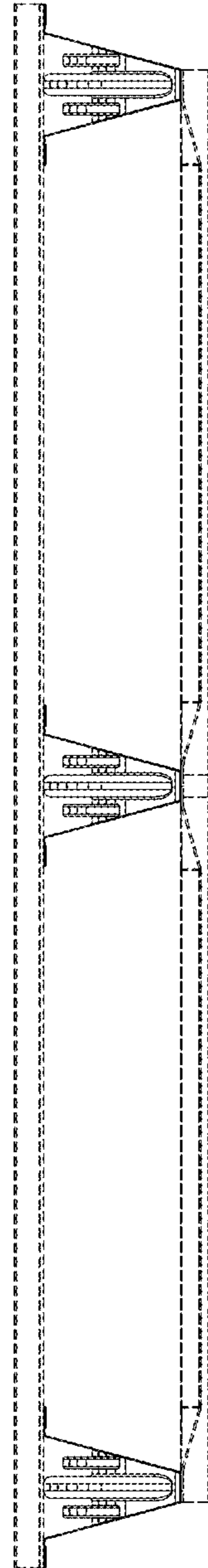


FIG. 4






FIG. 5

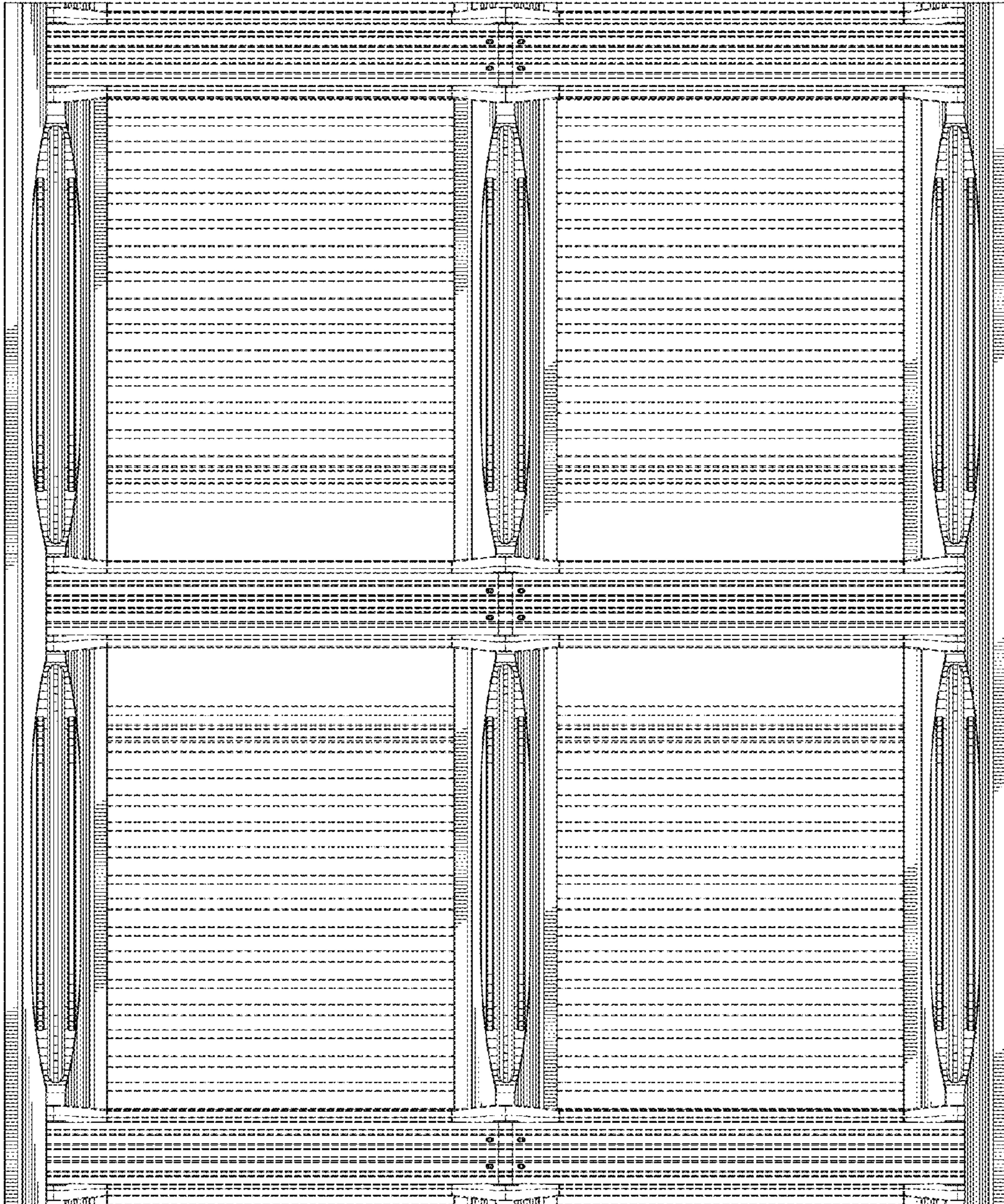


FIG. 8



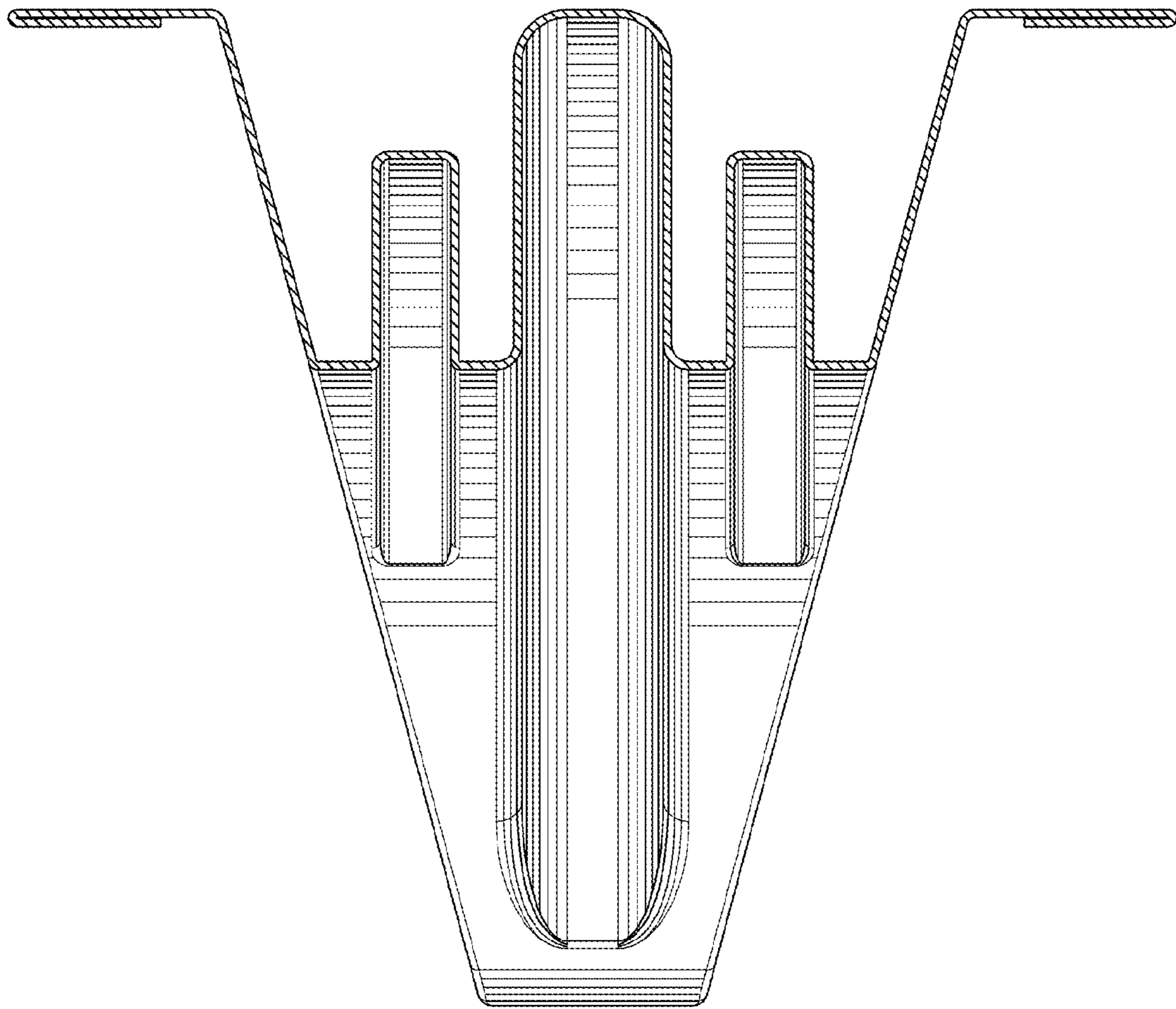


FIG. 7