



US00D751782S

(12) **United States Design Patent**
Blouin et al.

(10) **Patent No.:** **US D751,782 S**
(45) **Date of Patent:** **** Mar. 15, 2016**

(54) **TOOL HEAD**

(71) Applicant: **GARANT GP**, Saint-François (CA)

(72) Inventors: **Carl Blouin**, Lévis (CA); **David Boies**,
Lévis (CA); **Eveline Drolet**, Lévis (CA);
François Parenteau, Quebec (CA);
Johnathan Côté, Boucherville (CA)

(73) Assignee: **GARANT GP**, Saint-François (CA)

(**) Term: **14 Years**

(21) Appl. No.: **29/517,710**

(22) Filed: **Feb. 16, 2015**

(51) **LOC (10) Cl.** **08-05**

(52) **U.S. Cl.**
USPC **D32/46**

(58) **Field of Classification Search**
CPC .. A46B 5/0033; A46B 5/0016; A46B 5/0095;
B60S 3/045
See application file for complete search history.

(56) **References Cited**

U.S. PATENT DOCUMENTS

3,968,535	A *	7/1976	Nichols, Jr.	A47L 23/04	15/105
D308,139	S *	5/1990	Viner	401/139	
D315,975	S *	4/1991	Huang	D32/41	
D346,903	S *	5/1994	Hillmer	D32/42	
D378,322	S *	3/1997	Young	D32/42	

D444,952	S *	7/2001	Mason, Jr.	D4/118	
D481,501	S *	10/2003	Richter	D32/41	
D502,580	S *	3/2005	Williams	D32/41	
D575,515	S *	8/2008	Arend	D4/118	
D624,262	S *	9/2010	Gringer	D32/46	
2002/0078518	A1 *	6/2002	Jiang	A47L 1/06	15/111
2013/0097793	A1 *	4/2013	Henningsen	A46B 5/005	15/111

* cited by examiner

Primary Examiner — Michael A. Pratt

Assistant Examiner — Michelle E Wilson

(74) *Attorney, Agent, or Firm* — Goudreau Gage Dubuc;
Gwendoline Bruneau

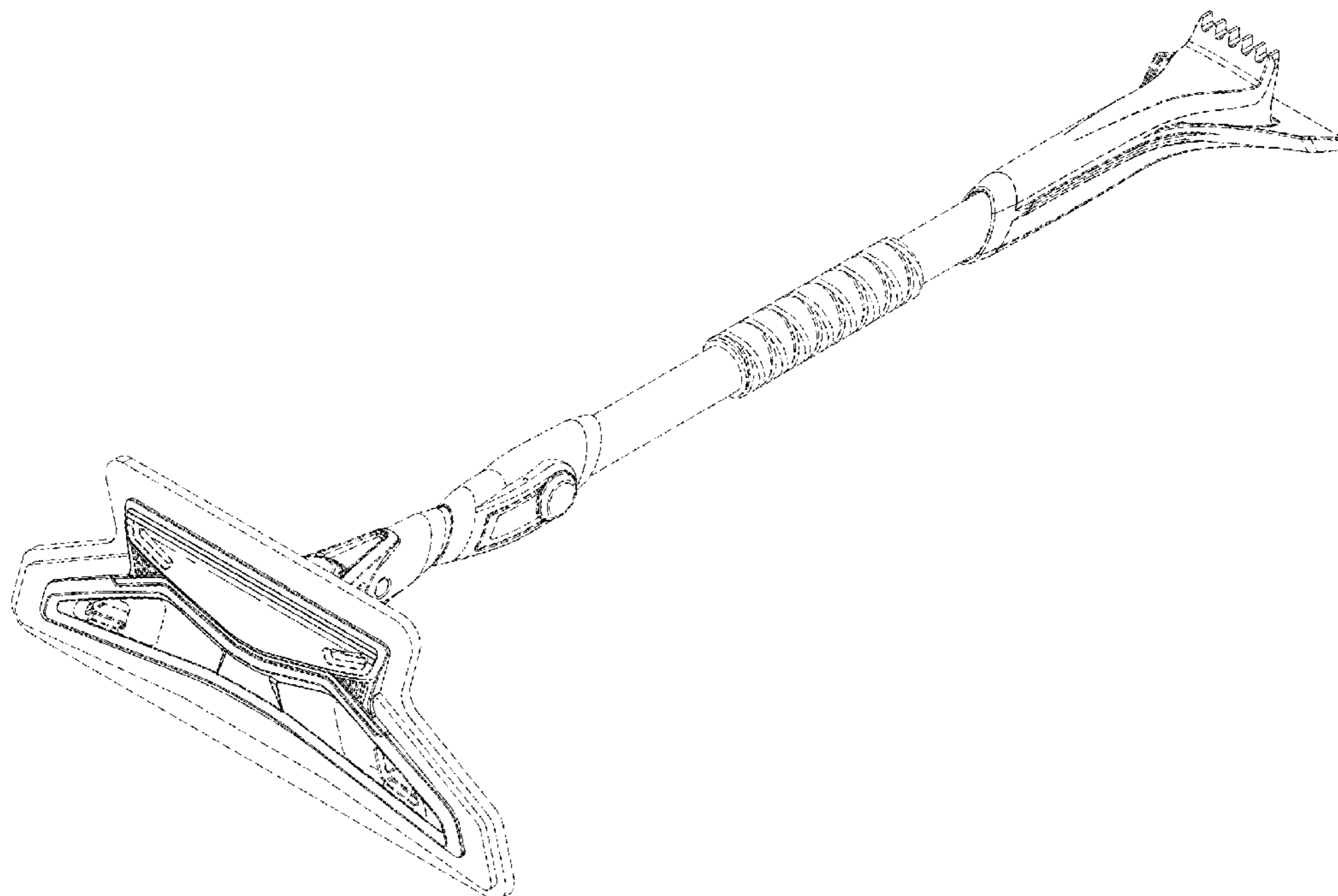
(57) **CLAIM**

The ornamental design for a tool head, as shown and described.

DESCRIPTION

FIG. 1 is perspective view of the tool head;
FIG. 2 is a front view of the tool head;
FIG. 3 is a back view of the tool head;
FIG. 4 is a first side view of the tool head;
FIG. 5 is a second side view of the tool head;
FIG. 6 is a top view of the tool head; and,
FIG. 7 is a bottom view of the tool head.
The broken line is included for the purpose of illustrating environmental structure and forms no part of the claimed design.

1 Claim, 5 Drawing Sheets



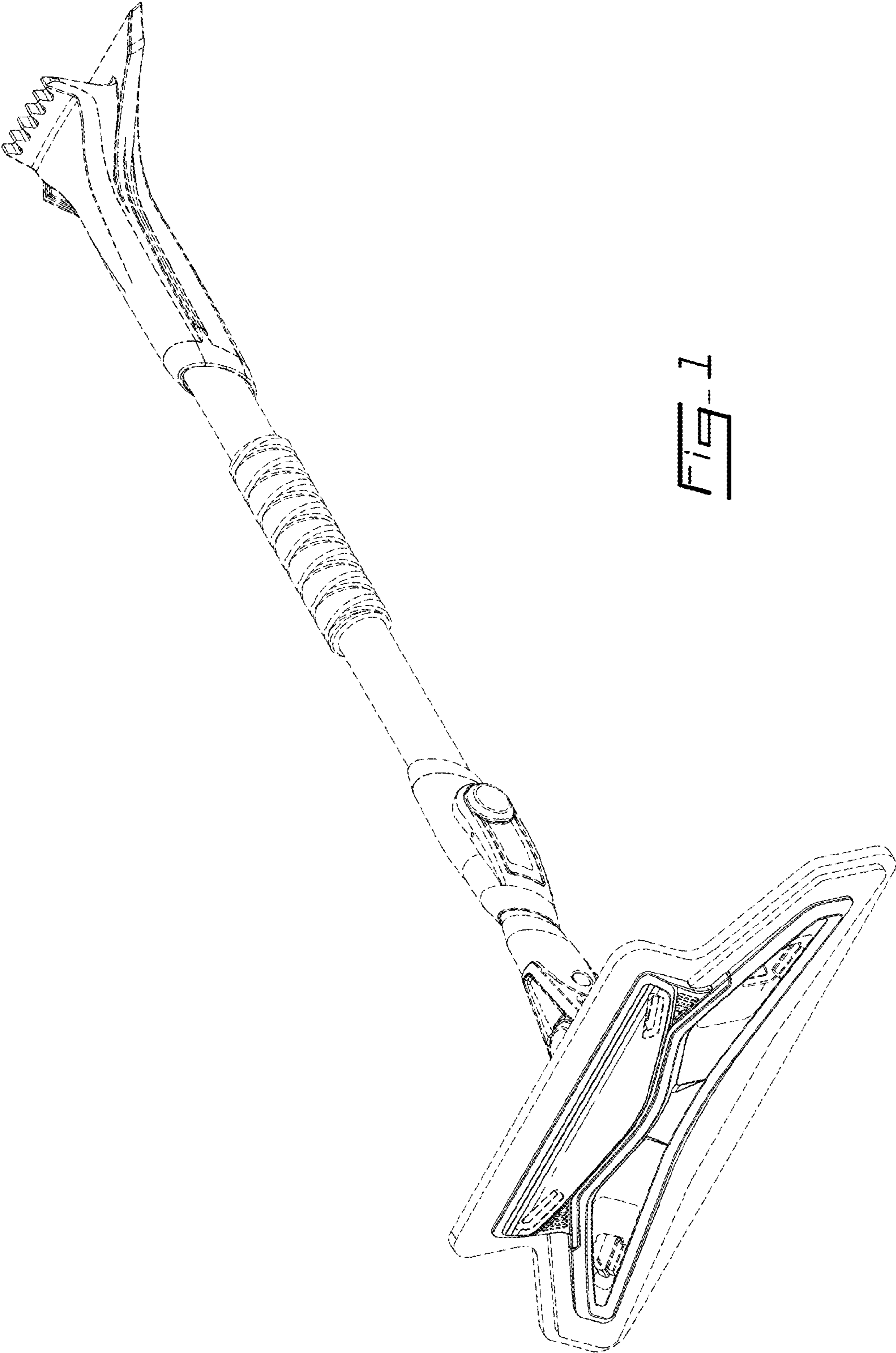


FIG-1

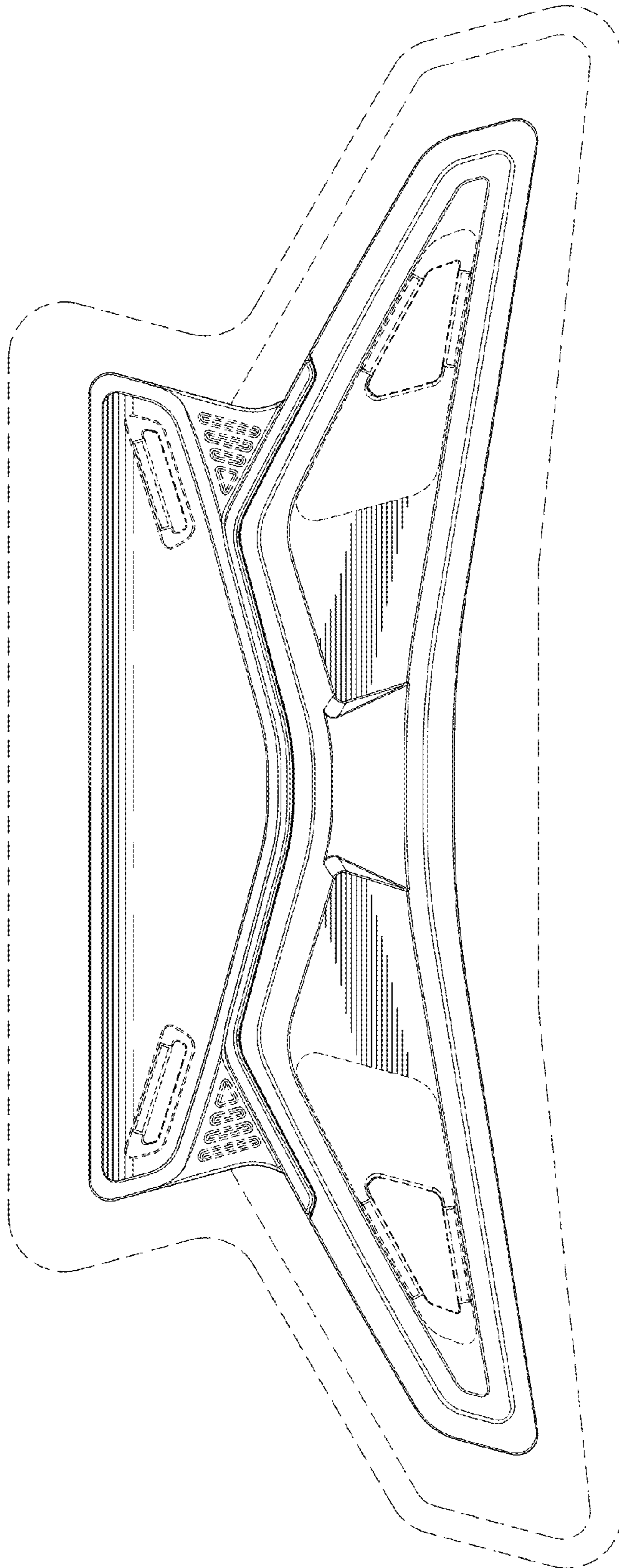


FIG. 2

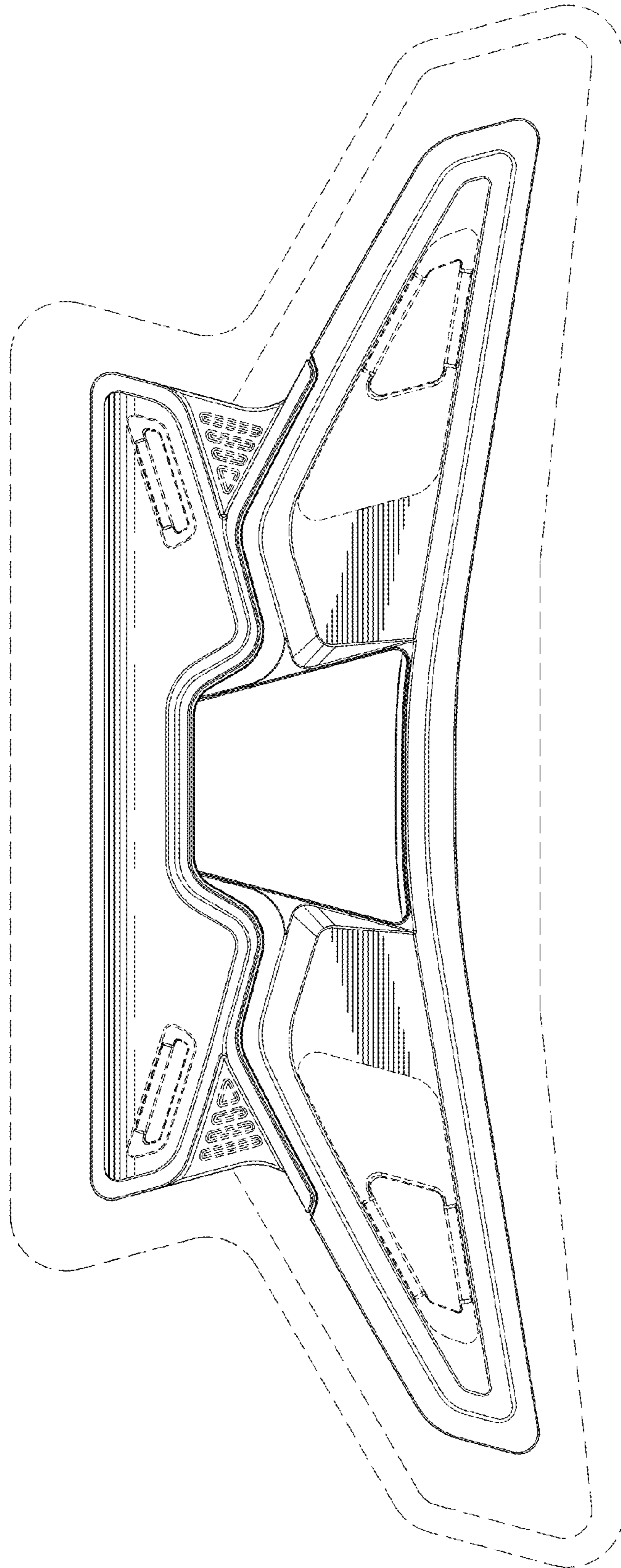


FIG. 3

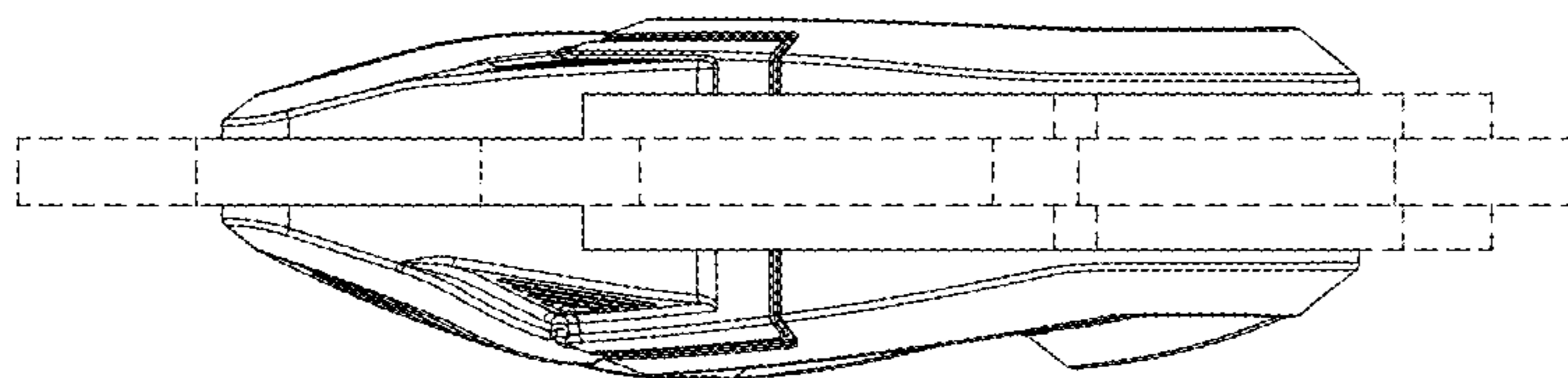


FIG-5

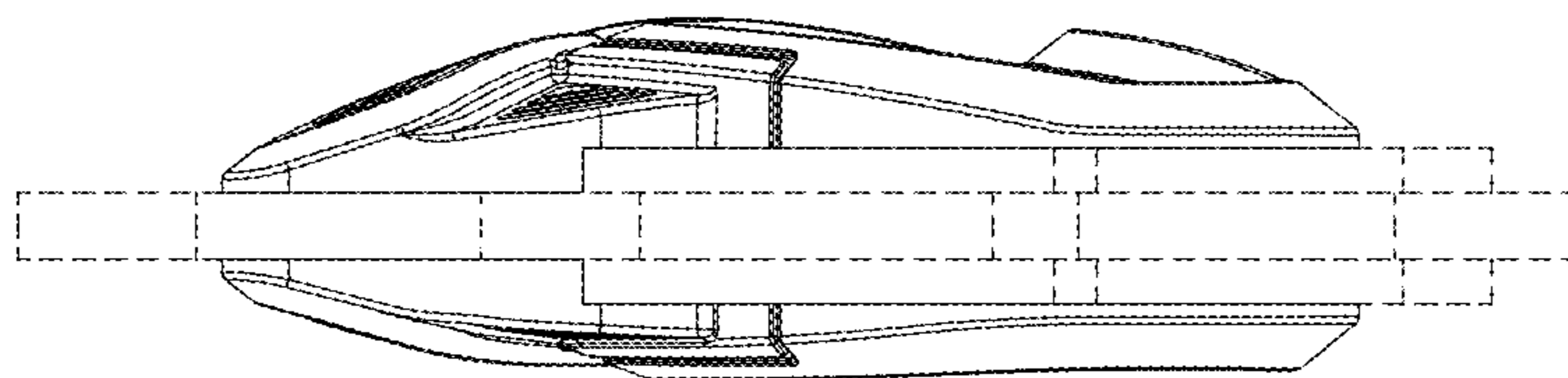


FIG-4




FIG. 6




FIG. 7