



US00D751768S

(12) **United States Design Patent**  
**Kim**

(10) **Patent No.:** **US D751,768 S**  
(45) **Date of Patent:** **\*\* \*Mar. 15, 2016**

- (54) **WINGED MASK WITH PIPING**
- (71) Applicant: **Balboa Manufacturing Company, LLC, San Diego, CA (US)**
- (72) Inventor: **Kyoung Kim, San Diego, CA (US)**
- (73) Assignee: **BALBOA MANUFACTURING COMPANY, LLC, San Diego, CA (US)**
- (\*) Notice: This patent is subject to a terminal disclaimer.
- (\*\*) Term: **14 Years**
- (21) Appl. No.: **29/476,127**
- (22) Filed: **Dec. 11, 2013**
- (51) **LOC (10) Cl.** ..... **29-02**
- (52) **U.S. Cl.**  
USPC ..... **D29/108**
- (58) **Field of Classification Search**  
USPC ..... D29/100, 102, 105, 106, 107, 108, 110, D29/122; D2/500, 501, 855, 878, 880, 881; D24/110.1; 2/455, 456, 410, 423, 424, 2/425, 9, 171, 173, 206, 207, 906; 128/857, 858, 201.22, 201.23, 201.24, 128/206.21  
CPC ..... A42B 3/20; A42B 3/205; A42B 3/22; A42B 3/225; A42B 3/18; A42B 5/00; A62B 18/00; A62B 18/003; A62B 18/02; A62B 18/025; A41D 13/11; A41D 13/1107; A41D 13/1153; A61F 9/06  
See application file for complete search history.

4,589,408	A *	5/1986	Singer	.....	128/857
D286,222	S *	10/1986	Talbot	.....	D29/106
D293,932	S	1/1988	Ramseyer		
4,768,235	A	9/1988	Webster		
4,787,372	A	11/1988	Ramseyer		
D311,261	S	10/1990	Avey		
D331,297	S	11/1992	Herod		
D331,300	S	11/1992	Fountain		
D334,830	S *	4/1993	Siegel	.....	D2/878
D366,347	S	1/1996	Avey		
D369,442	S *	4/1996	Jones	.....	D29/108
5,666,671	A	9/1997	Daneshvar		
5,713,077	A	2/1998	Humbrecht		
5,845,340	A *	12/1998	Frislie	.....	2/202
D423,726	S *	4/2000	Backus	.....	D29/108
6,272,690	B1	8/2001	Carey et al.		
D518,625	S	4/2006	Barnhouse		
7,152,252	B2	12/2006	Gellis et al.		
7,188,374	B2	3/2007	Carey		
7,308,721	B1	12/2007	Rivera, Jr.		
D563,081	S	3/2008	Van Trojen		
D566,338	S	4/2008	Van Trojen		
D566,902	S	4/2008	Van Trojen		

(Continued)

Primary Examiner — Elizabeth J Oswecki

(74) *Attorney, Agent, or Firm* — Procopio, Cory, Hargreaves & Savitch LLP

(57) **CLAIM**

The ornamental design for a winged mask with piping, as shown and described.

**DESCRIPTION**

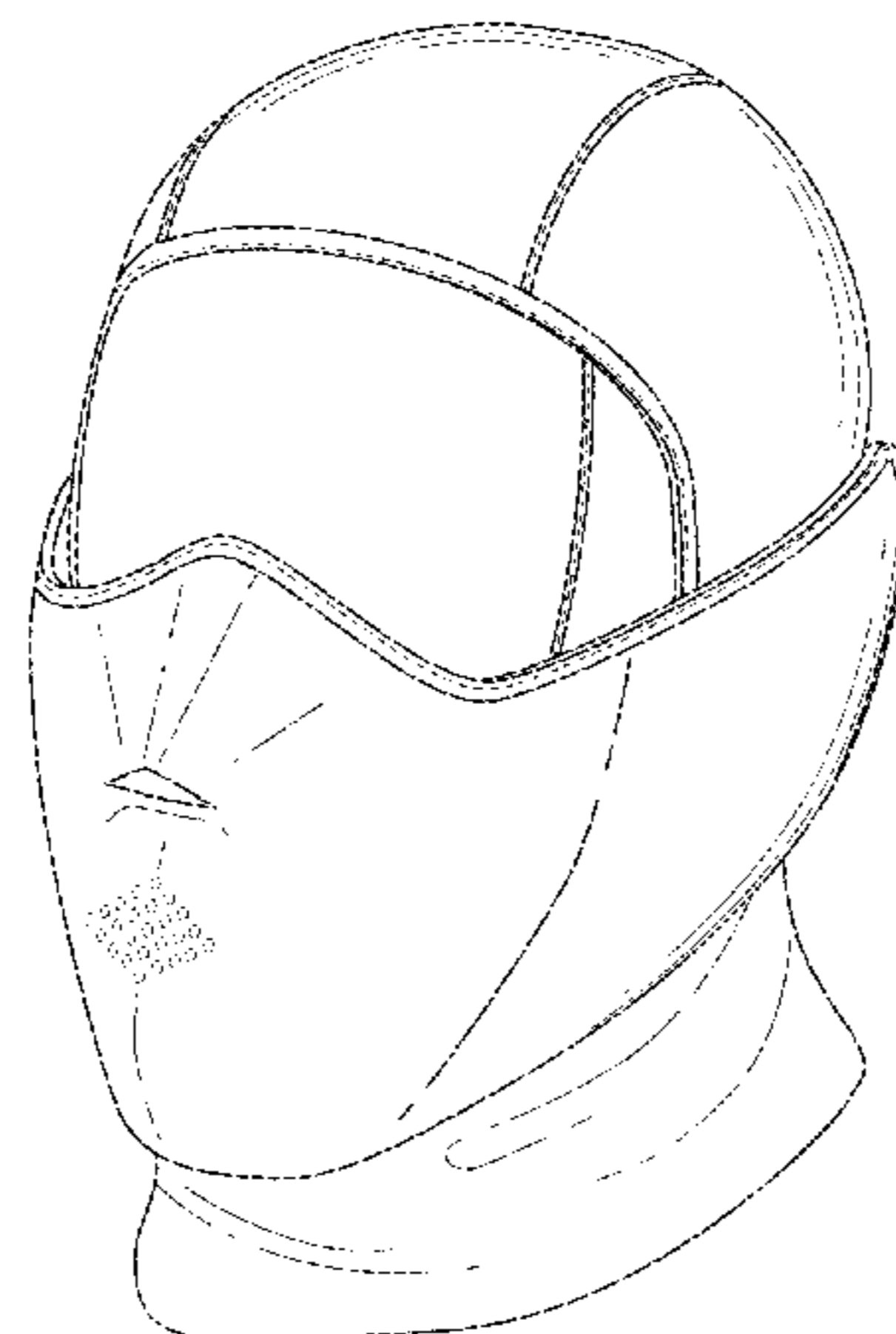
FIG. 1 is a perspective view of a winged mask with piping showing my new design;  
 FIG. 2 is a rear elevation view thereof;  
 FIG. 3 is a front elevation view thereof;  
 FIG. 4 is a right side elevation view thereof;  
 FIG. 5 is a top plan view thereof;  
 FIG. 6 is a front elevation view thereof, shown in a folded position; and,  
 FIG. 7 is a top plan view thereof, shown in a folded position.

**1 Claim, 6 Drawing Sheets**

(56) **References Cited**

**U.S. PATENT DOCUMENTS**

3,134,891	A *	5/1964	Hyer	.....	219/211
3,740,767	A	6/1973	Schuessler		
4,573,217	A *	3/1986	Reed	.....	2/7



(56)

References Cited

U.S. PATENT DOCUMENTS

D588,333 S *	3/2009	Struebing	.....	D2/600	8,555,418 B2 *	10/2013	Singh et al.	.....	2/173
D604,910 S *	11/2009	Smaller	.....	D29/108	D706,990 S *	6/2014	Martin	.....	D29/106
7,823,222 B2 *	11/2010	Grilliot et al.	.....	2/202	D712,097 S	8/2014	Sullivan, Jr.		
D629,592 S	12/2010	Neeld			D718,003 S *	11/2014	Bae	.....	D29/106
D638,170 S *	5/2011	Chen	.....	D29/108	D722,207 S *	2/2015	Welborn	.....	D29/108
D657,917 S *	4/2012	Chen	.....	D29/108	D723,245 S *	3/2015	Womack	.....	D2/600
8,161,575 B2	4/2012	Debrick			D729,457 S *	5/2015	Kim	.....	D29/108
8,201,276 B2	6/2012	Asta			2003/0154536 A1	8/2003	Anderson et al.		
8,225,428 B2 *	7/2012	Grilliot et al.	.....	2/202	2007/0204384 A1	9/2007	Carey		
D666,364 S	8/2012	Votel et al.			2007/0266483 A1	11/2007	Probst		
D668,435 S *	10/2012	Smith	.....	D2/866	2009/0064385 A1	3/2009	Crossman et al.		
D670,037 S *	10/2012	Chen	.....	D29/108	2009/0151049 A1	6/2009	Conrardy et al.		
D670,038 S *	10/2012	Andrews et al.	.....	D29/108	2010/0107318 A1	5/2010	Asta		
D671,688 S	11/2012	Sullivan, II			2011/0119815 A1	5/2011	Paulson et al.		
					2012/0216340 A1	8/2012	Asta		
					2013/0055486 A1	3/2013	Hasbany et al.		
					2013/0152930 A1	6/2013	Votel et al.		

\* cited by examiner




FIG. 1

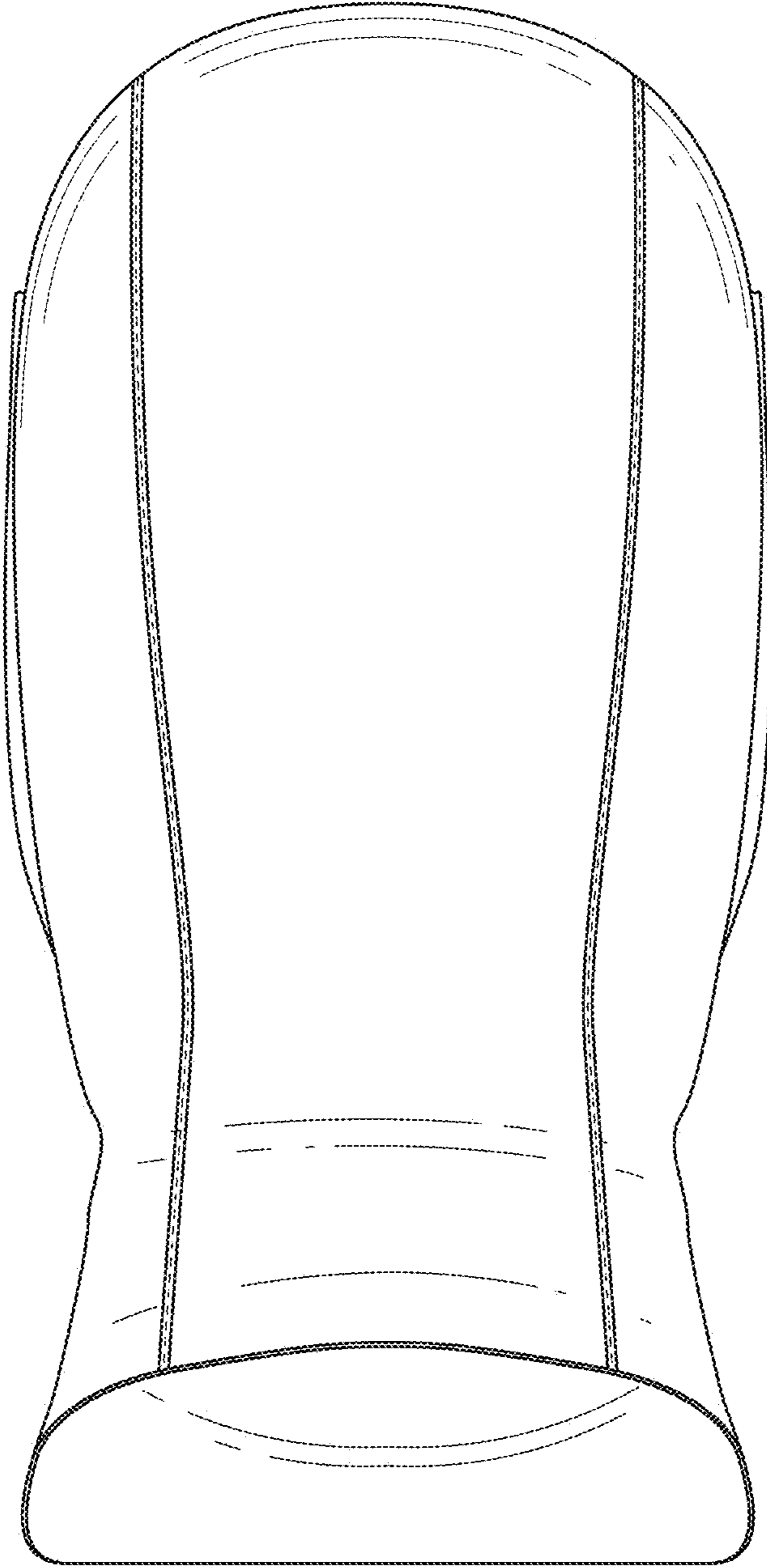


FIG. 2

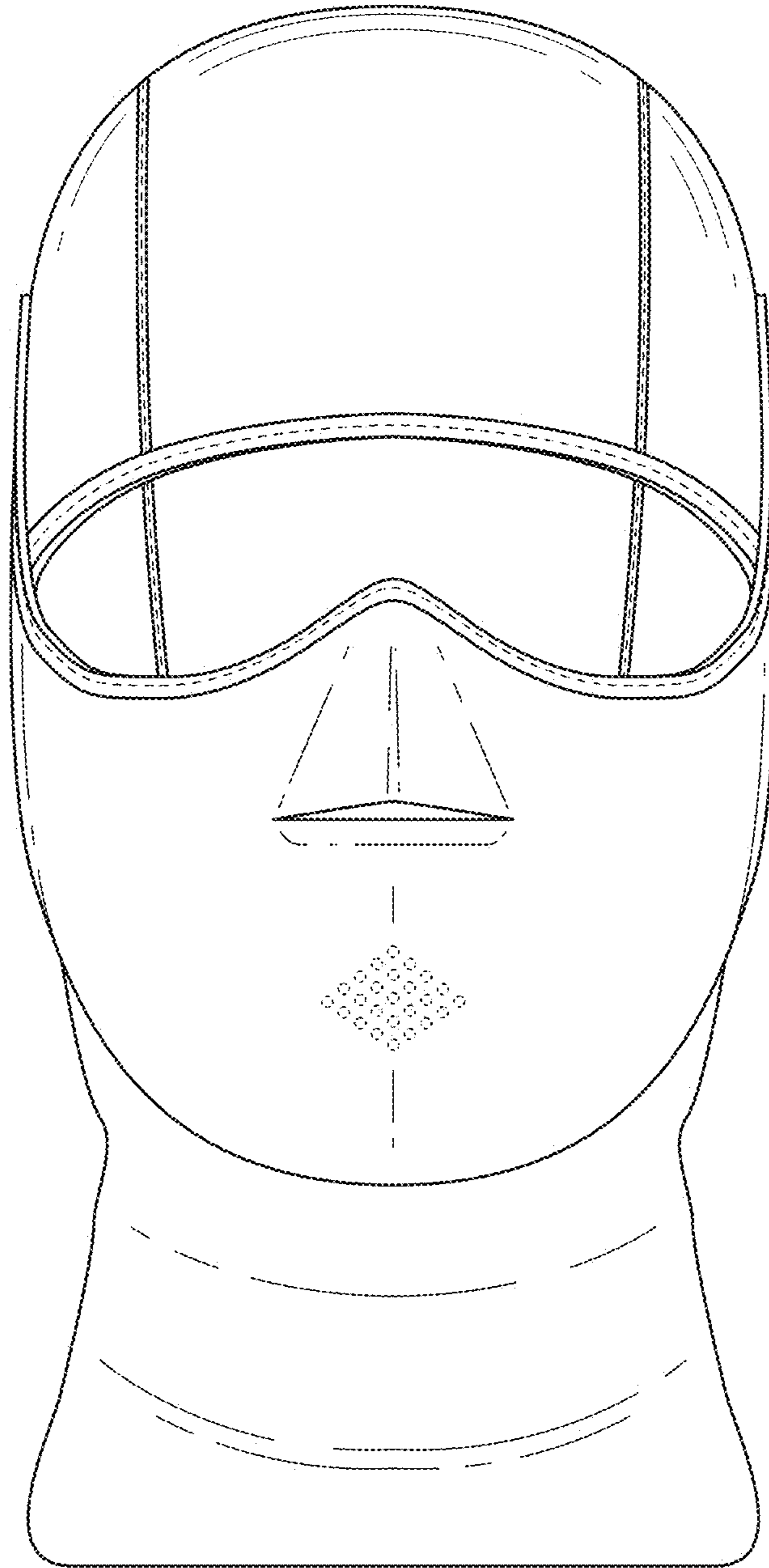


FIG. 3




FIG. 4

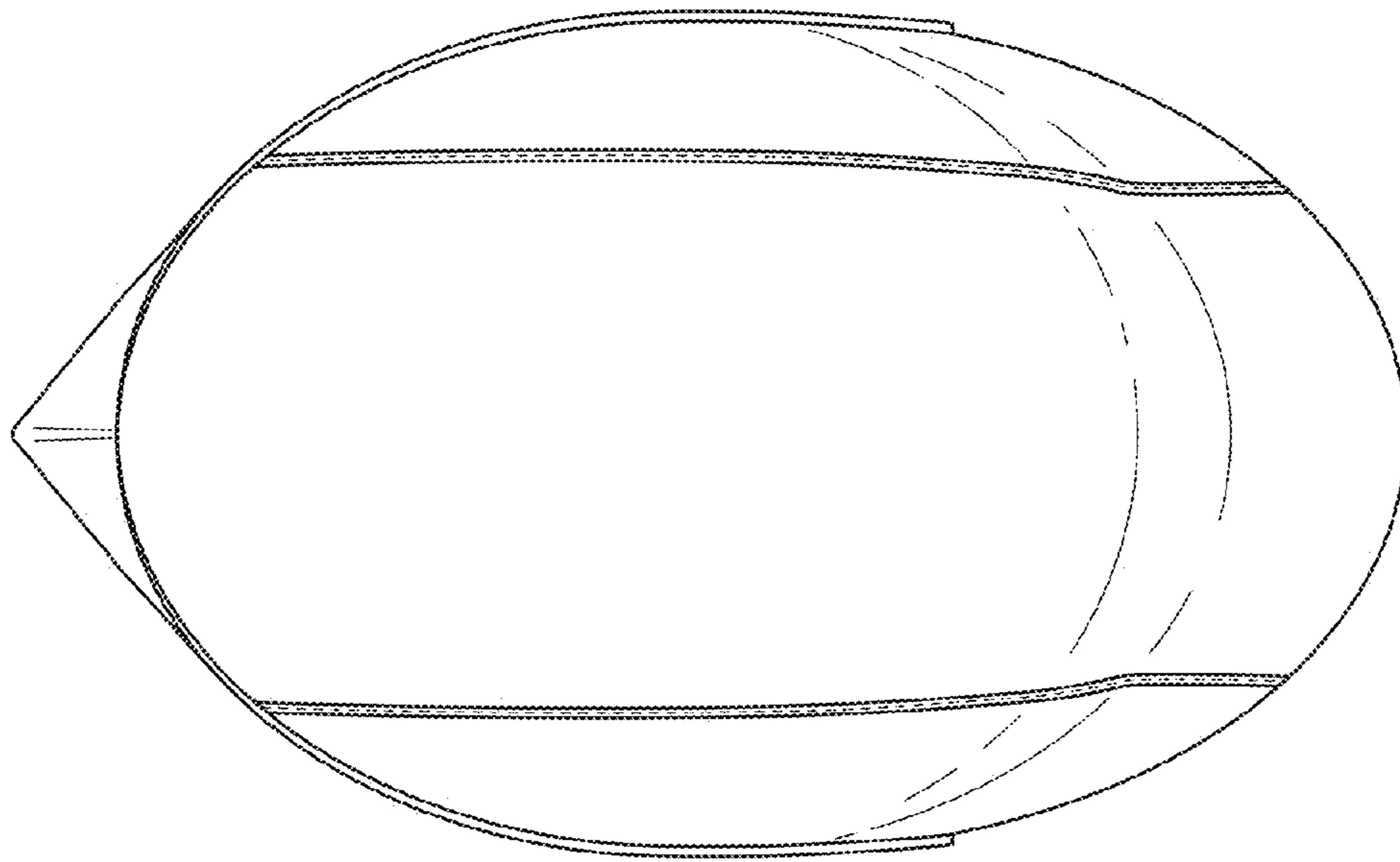


FIG. 5



FIG. 6



FIG. 7