



US00D751762S

(12) **United States Design Patent**
Hollinger

(10) **Patent No.:** **US D751,762 S**
(45) **Date of Patent:** **** Mar. 15, 2016**

(54) **NAIL BUFFER**

(71) Applicant: **E. MISHAN & SONS, INC.**, New York, NY (US)

(72) Inventor: **Fred Hollinger**, Monroe Township, NJ (US)

(73) Assignee: **E. Mishan & Sons, Inc.**, New York, NY (US)

(**) Term: **15 Years**

(21) Appl. No.: **29/534,146**

(22) Filed: **Jul. 27, 2015**

(51) **LOC (10) Cl.** **28-03**

(52) **U.S. Cl.**
USPC **D28/58; D28/59**

(58) **Field of Classification Search**
USPC D28/58-59
CPC A45D 29/05; A45D 29/06; A45D 29/18;
A45D 29/00; A45D 29/11; A45D 29/14
See application file for complete search history.

(56) **References Cited**

U.S. PATENT DOCUMENTS

4,103,694	A	8/1978	Burian et al.	
D249,565	S *	9/1978	Levin	D28/58
4,137,926	A	2/1979	Pao	
4,854,334	A	8/1989	Su	
D314,068	S *	1/1991	Sulik	D28/58
D317,367	S *	6/1991	Fujisawa	D28/58
D330,091	S *	10/1992	Anema	D28/58
5,161,552	A	11/1992	Kathuria	
5,762,077	A *	6/1998	Griffiths, Jr.	A45D 29/007 132/318
5,864,746	A *	1/1999	Chang	A45D 29/05 451/296
D407,533	S *	3/1999	Watanabe	D28/58
D418,944	S *	1/2000	Choi	D28/58
D450,887	S *	11/2001	Christianson	D28/58
D511,400	S *	11/2005	Shubert	D28/58

D603,561	S *	11/2009	Cho	D28/58
D687,598	S *	8/2013	Amit	D24/133
D687,599	S *	8/2013	Amit	D24/186
D736,999	S *	8/2015	Yiu	D28/58
2003/0102002	A1	6/2003	Cho	

(Continued)

FOREIGN PATENT DOCUMENTS

CN	200953919	Y	10/2007
CN	203399787	U	1/2014

(Continued)

OTHER PUBLICATIONS

U.S. Appl. No. 62/001,337, filed May 21, 2014, Hunghom Wai Wah Yiu.

(Continued)

Primary Examiner — Jennifer Rivard

(74) *Attorney, Agent, or Firm* — Notaro, Michalos & Zaccaria P.C.

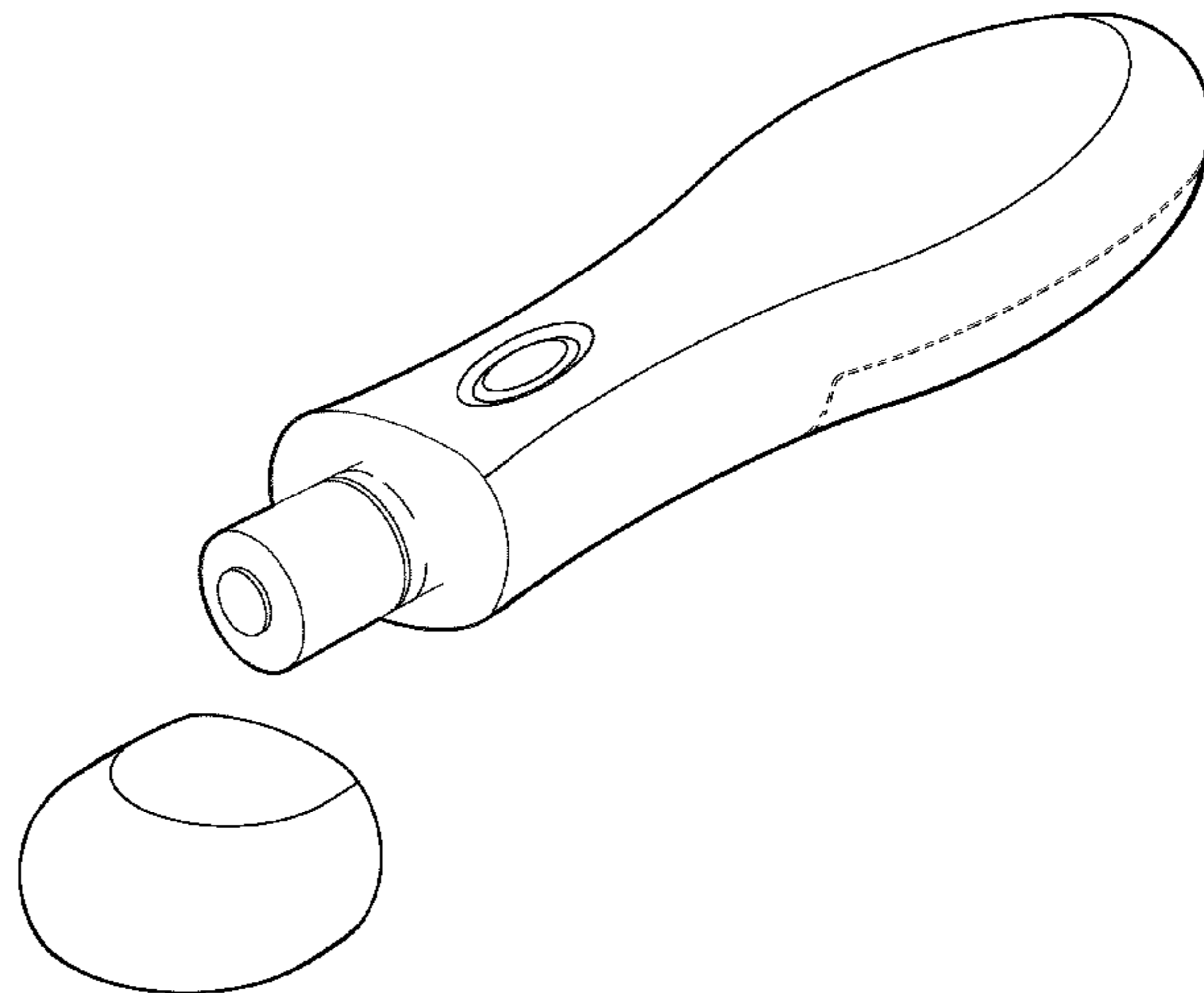
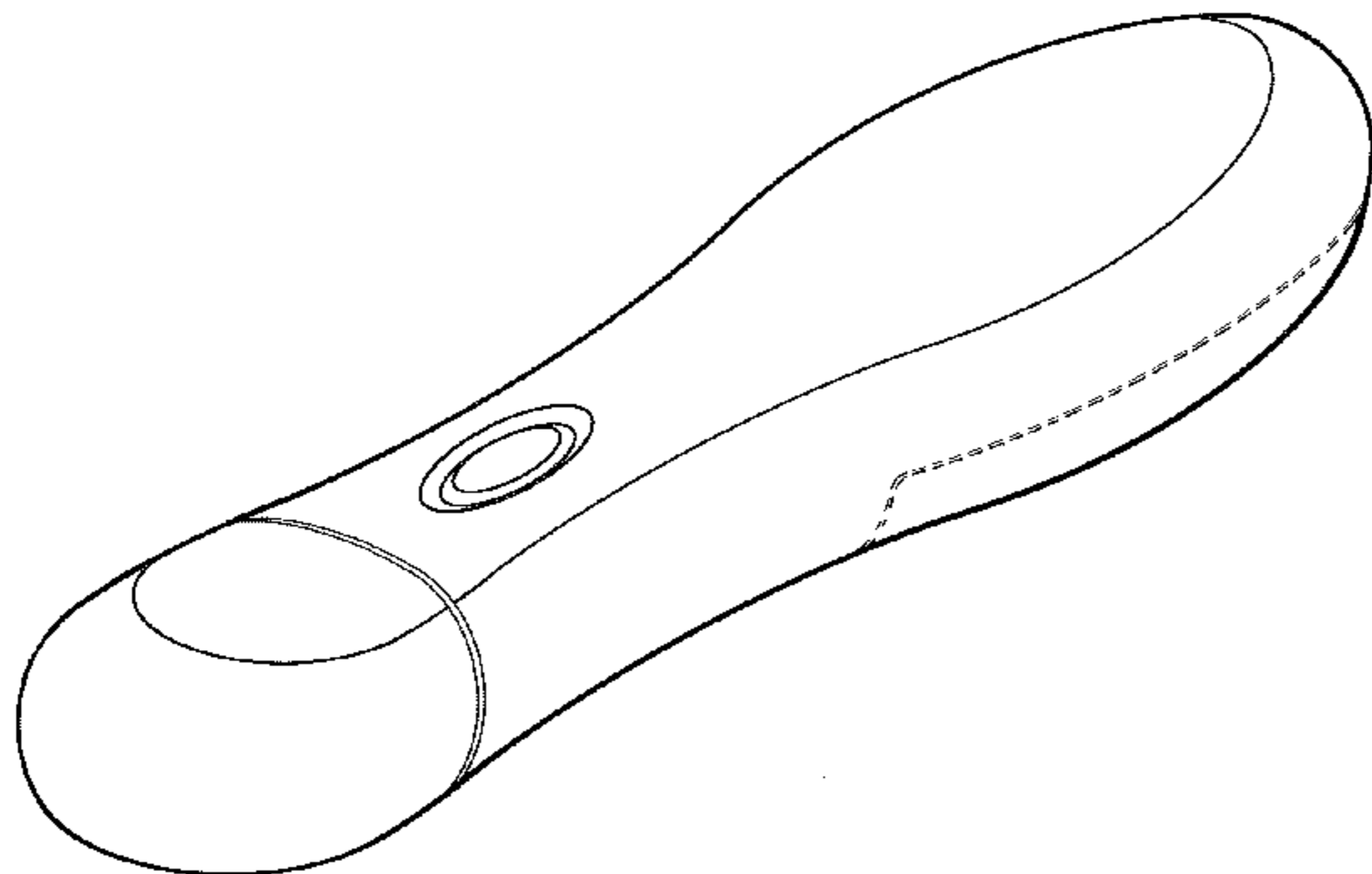
(57) **CLAIM**

The ornamental design for a nail buffer, as shown and described.

DESCRIPTION

FIG. 1 is a front, top, left perspective view of a nail buffer showing my new design therefor;
FIG. 2 is a rear, top, right perspective view thereof;
FIG. 3 is a front elevational view thereof;
FIG. 4 is a rear elevational view thereof;
FIG. 5 is a side elevational view thereof;
FIG. 6 is a top plan view thereof;
FIG. 7 is a bottom plan view thereof; and,
FIG. 8 is an additional perspective view with the cap removed.
The broken lines illustrate portions of the nail buffer and form no part of the claimed design.

1 Claim, 8 Drawing Sheets



(56)

References Cited

U.S. PATENT DOCUMENTS

2004/0182409 A1* 9/2004 Shubert A45D 29/05
132/200

2006/0137703 A1* 6/2006 Kling A45D 29/05
132/73.6

2006/0180170 A1* 8/2006 Merten A45D 29/05
132/73.6

2006/0260629 A1* 11/2006 Chern A45D 29/05
132/73.6

2006/0272664 A1* 12/2006 O'Dwyer A45D 29/007
132/73.6

2006/0289025 A1* 12/2006 Nevakshonoff B24B 23/02
132/73.6

2010/0000557 A1* 1/2010 Keene A45D 29/14
132/73.6

2010/0236565 A1* 9/2010 Fernandez A45D 29/05
132/73.6

2011/0226268 A1* 9/2011 Filonczuk A45D 29/05
132/73.6

2011/0226269 A1* 9/2011 Routhier A45D 29/05
132/73.6

2013/0092182 A1* 4/2013 Stockbauer A45D 29/05
132/75.8

2015/0150352 A1 6/2015 Yiu

2015/0150353 A1 6/2015 Yiu

2015/0173484 A1* 6/2015 Fitzsimons A45D 29/05
132/200

FOREIGN PATENT DOCUMENTS

CN 203505864 U 4/2014

CN 204169260 U 2/2015

DE 202014007228 U1 5/2015

DE 202015002271 U1 5/2015

GB 2457679 A 8/2009

WO 2015082995 A1 6/2015

OTHER PUBLICATIONS

U.S. Appl. No. 61/910,826, filed Dec. 2, 2013, Hunghom Wai Wah Yiu.

* cited by examiner

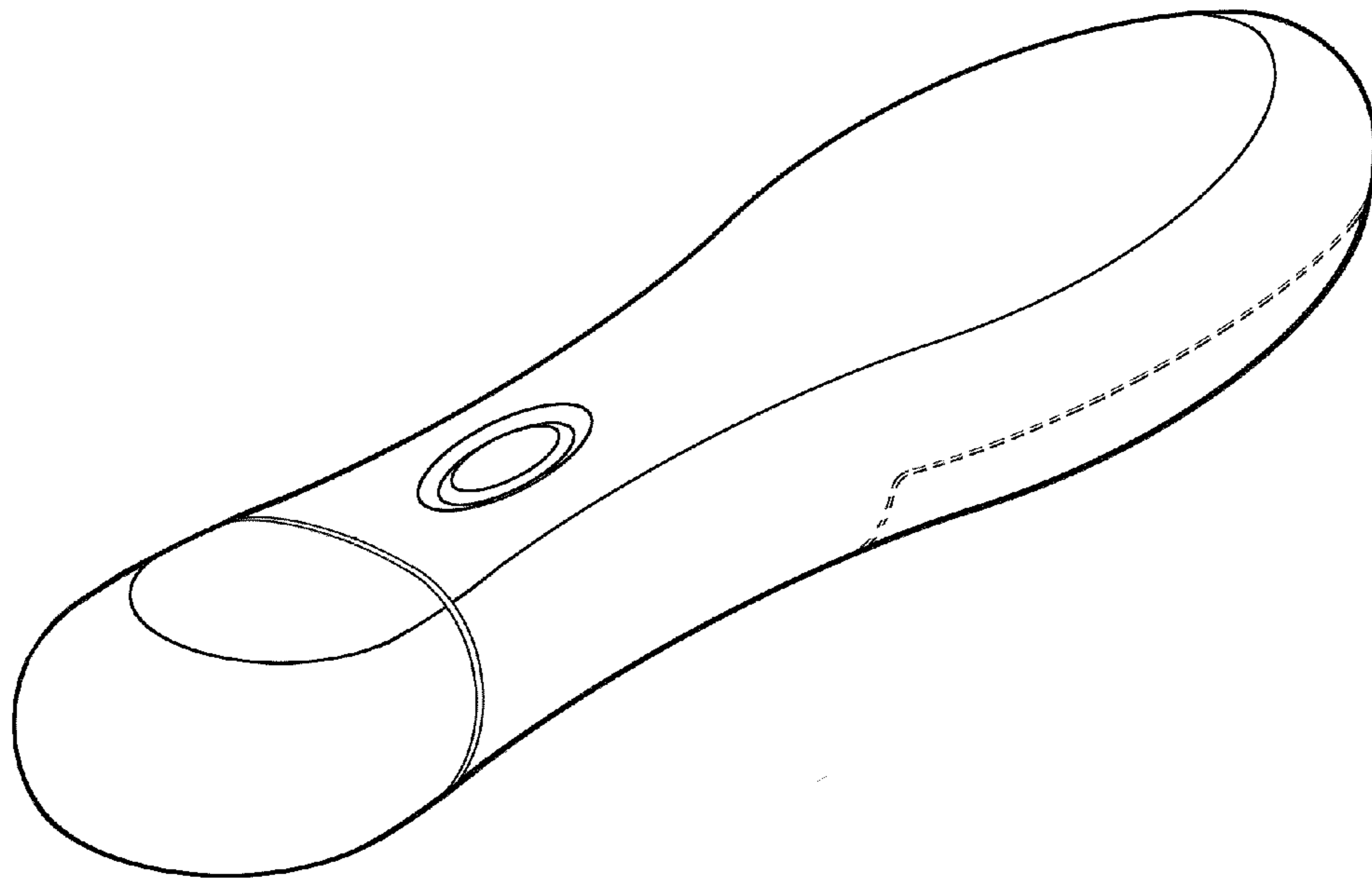


Fig. 1

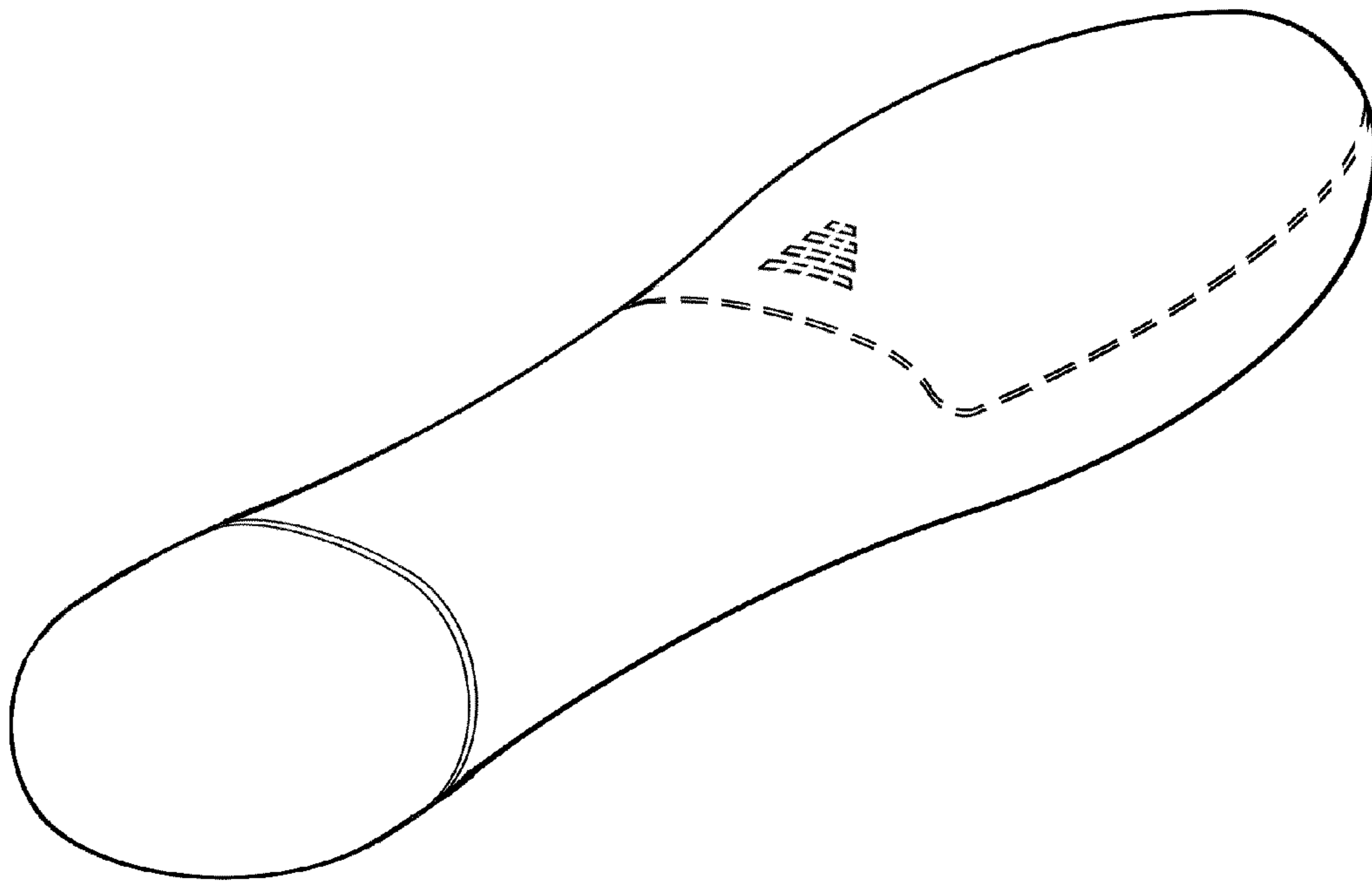


Fig. 2

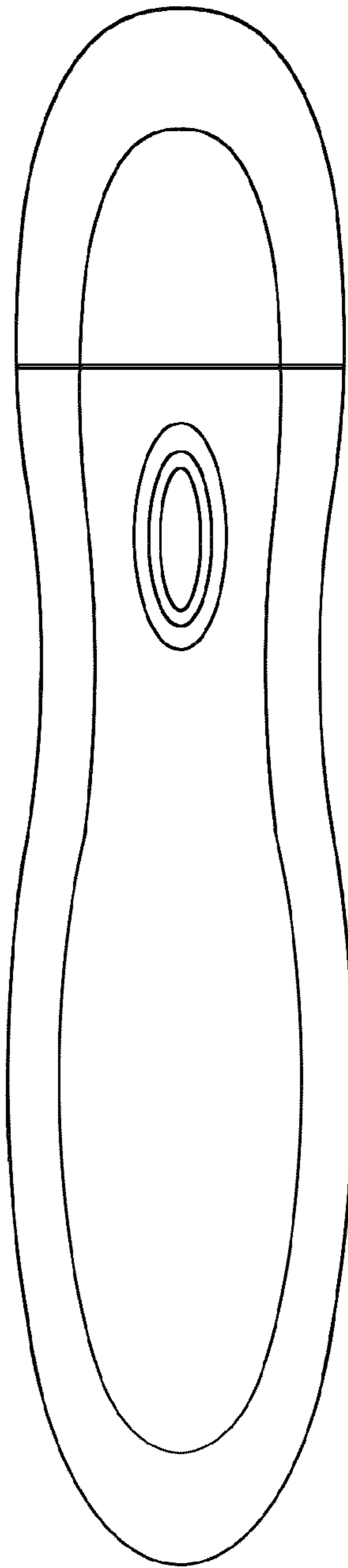


Fig. 3

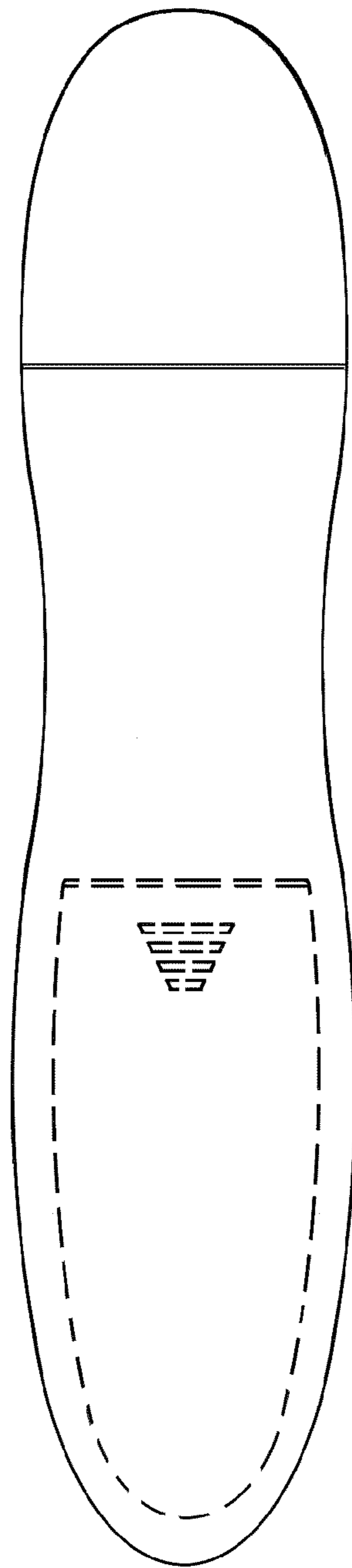


Fig. 4

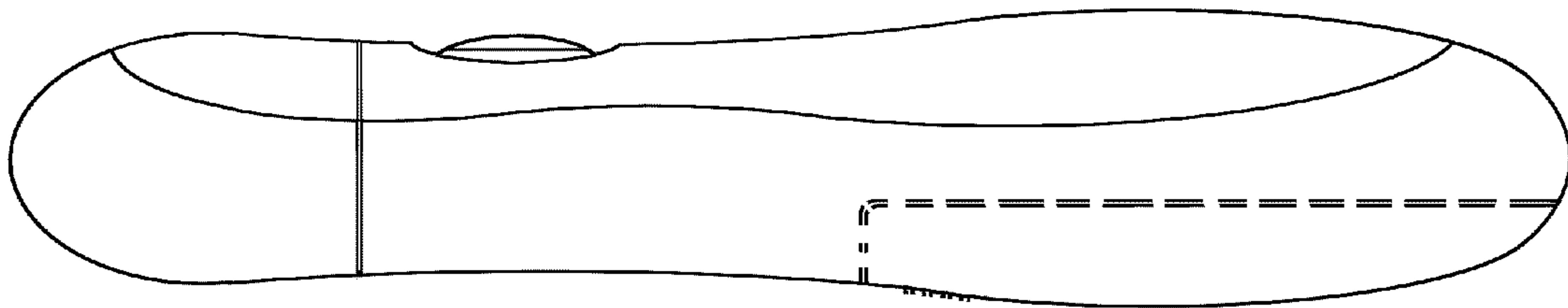


Fig. 5

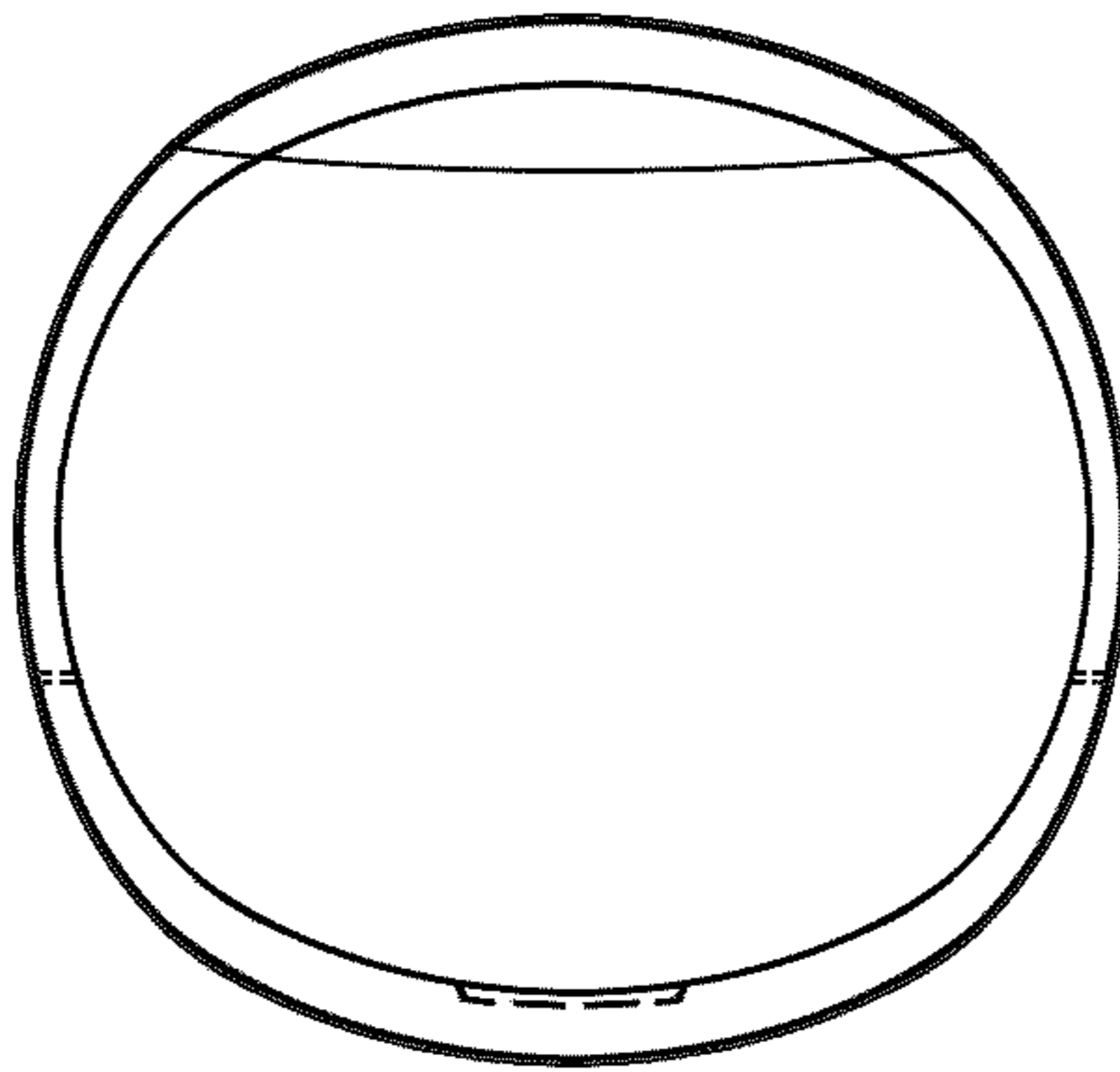


Fig. 6

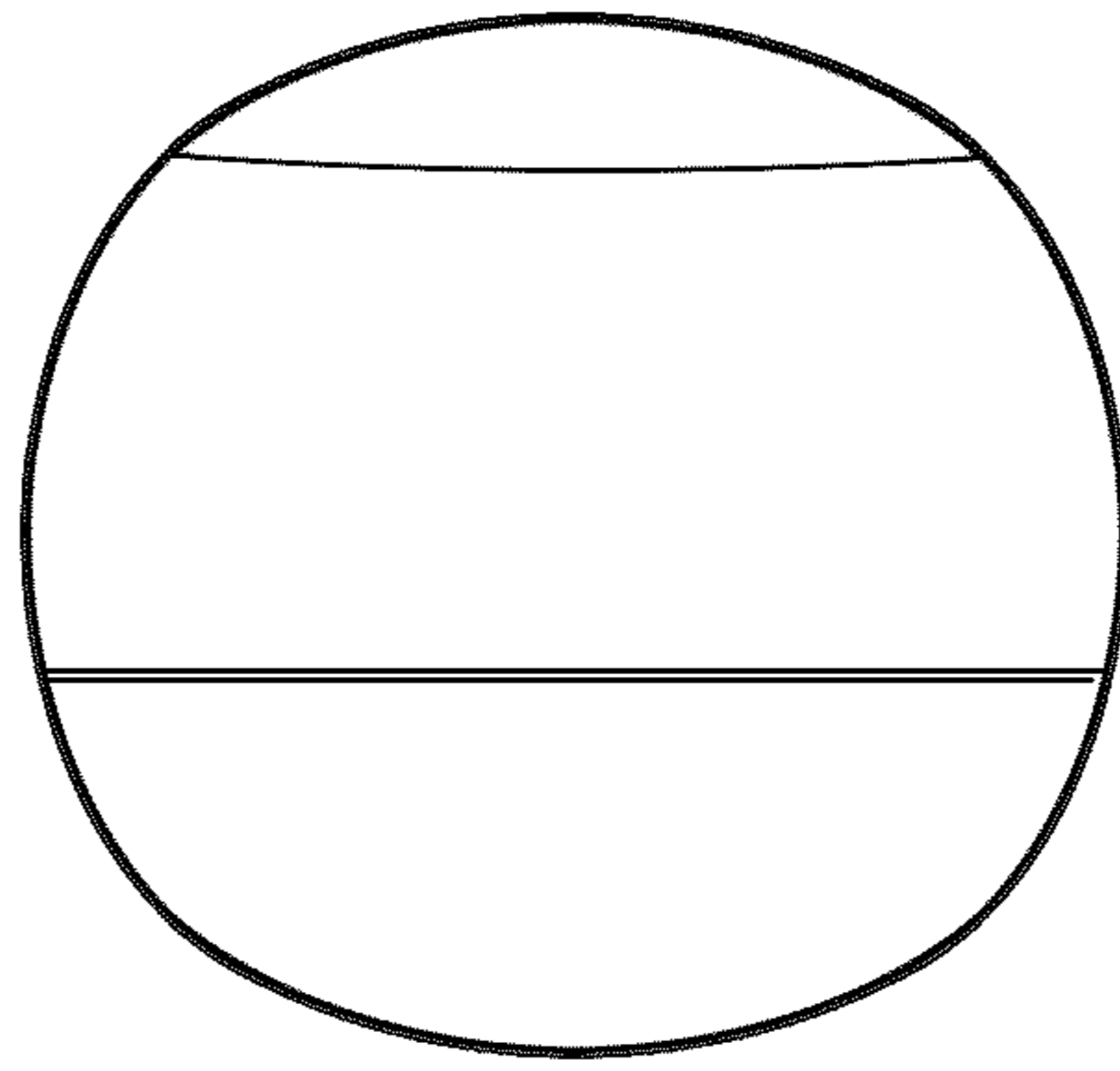


Fig. 7

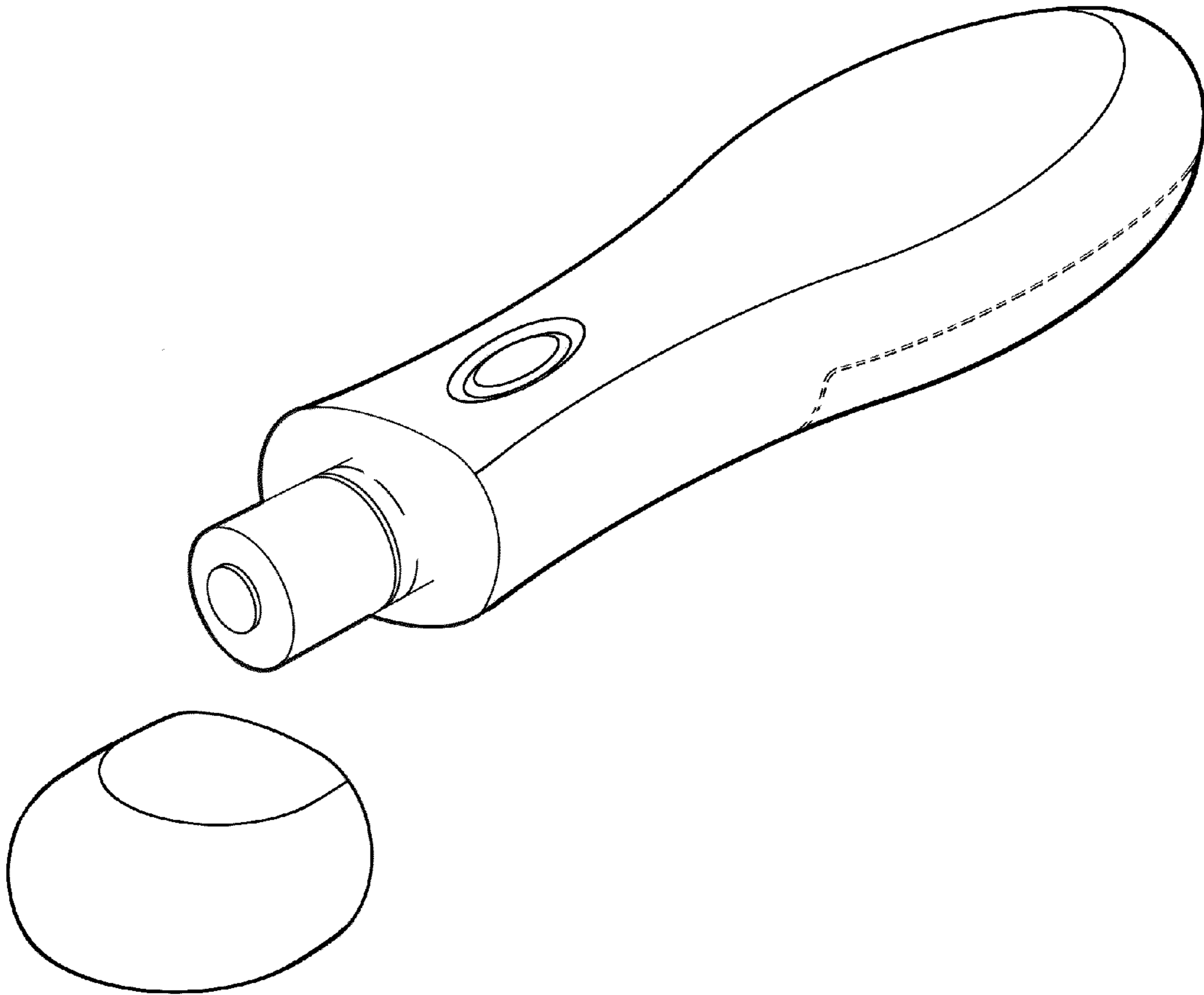


Fig. 8