



US00D751761S

(12) **United States Design Patent**  
**Jih**

(10) **Patent No.:** **US D751,761 S**  
(45) **Date of Patent:** **\*\* Mar. 15, 2016**

(54) **PHOTOCURING MACHINE FOR NAIL PAINTING**

(71) Applicant: **Prior Company Limited**, Taipei (TW)

(72) Inventor: **Eric Jih**, New Taipei (TW)

(73) Assignee: **Prior Company Limited**, Taipei (TW)

(\*\*) Term: **14 Years**

(21) Appl. No.: **29/501,822**

(22) Filed: **Sep. 9, 2014**

(51) **LOC (10) Cl.** ..... **28-03**

(52) **U.S. Cl.**  
USPC ..... **D28/58**; D28/54.1

(58) **Field of Classification Search**  
USPC ..... D28/54.1, 58; D24/210  
CPC ..... A45D 29/00; A45D 29/18; A45D 29/22;  
A45D 29/001

See application file for complete search history.

(56) **References Cited**

**U.S. PATENT DOCUMENTS**

3,930,320	A *	1/1976	Henderson	.....	A45D 29/18 34/202
D532,931	S *	11/2006	Chang	.....	D24/210
D641,105	S *	7/2011	Chan	.....	D28/54.1
D643,576	S *	8/2011	Chan	.....	D28/58
D661,021	S *	5/2012	Chang	.....	D28/54.1
D680,272	S *	4/2013	Cheng	.....	D28/54.1
D690,467	S *	9/2013	Jing	.....	D28/54.1
D692,617	S *	10/2013	Haile	.....	D28/58
D715,494	S *	10/2014	Kim	.....	D28/54.1
D734,548	S *	7/2015	Dadon	.....	D28/54.1

2013/0313445	A1 *	11/2013	Watson	.....	A45D 29/00 250/492.1
2014/0166901	A1 *	6/2014	Haile	.....	B01J 19/123 250/455.11
2014/0231677	A1 *	8/2014	Cheng	.....	A45D 29/00 250/492.1
2015/0082654	A1 *	3/2015	Jaegal	.....	A45D 29/00 34/275
2015/0182001	A1 *	7/2015	Yi	.....	A45D 29/00 132/200

**FOREIGN PATENT DOCUMENTS**

DE 19901589 C1 \* 2/2001 ..... A45D 29/00

\* cited by examiner

*Primary Examiner* — Jennifer Rivard  
(74) *Attorney, Agent, or Firm* — Wang Law Firm, Inc.

(57) **CLAIM**

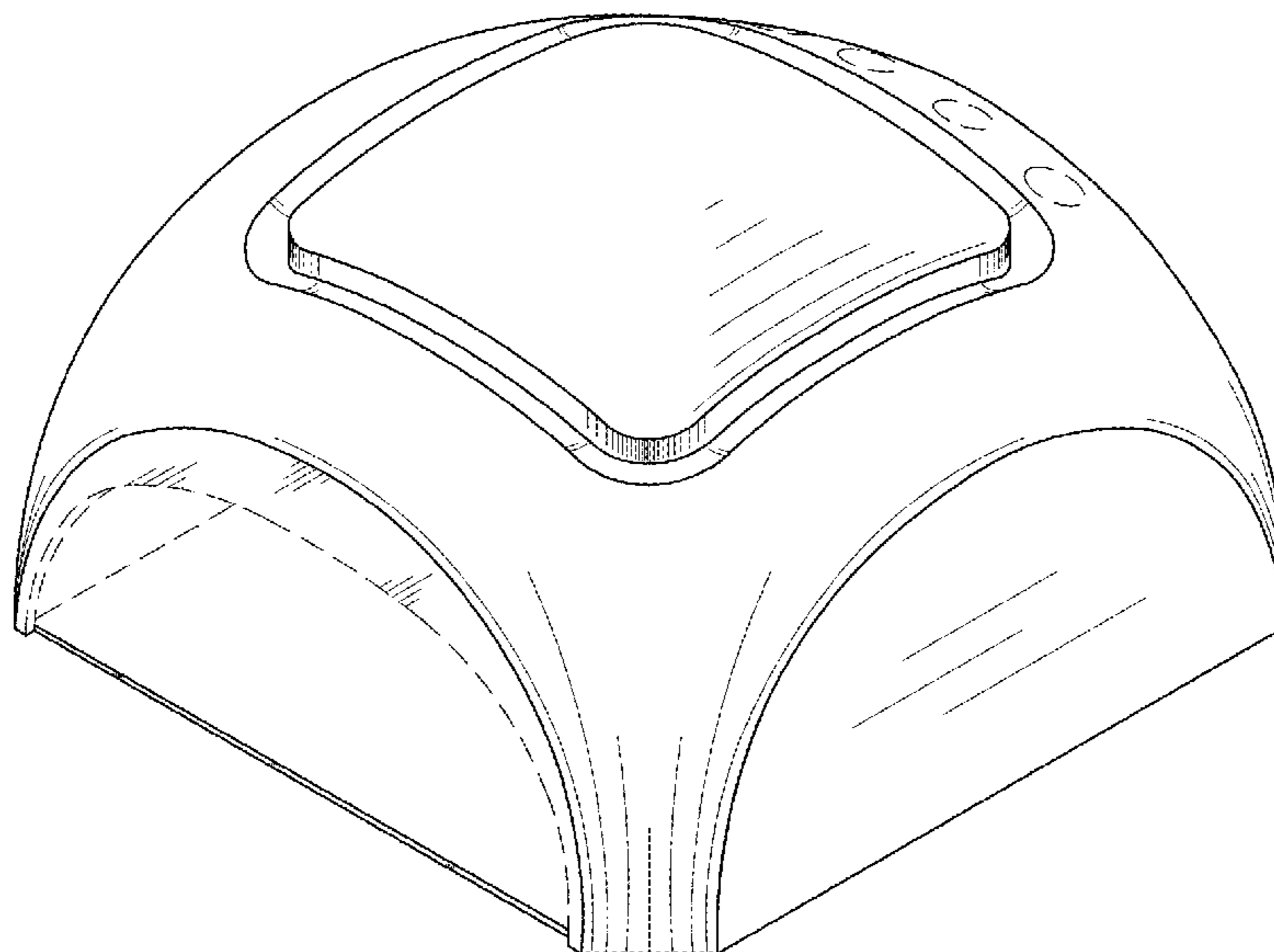
The ornamental design for a photocuring machine for nail painting, as shown and described.

**DESCRIPTION**

FIG. 1 is a perspective view of a photocuring machine for nail painting showing my new design;  
FIG. 2 is a front elevational view thereof;  
FIG. 3 is a rear elevational view thereof;  
FIG. 4 is a left side view thereof;  
FIG. 5 is a right side view thereof;  
FIG. 6 is a top plan view thereof; and,  
FIG. 7 is a bottom plan view thereof.

The broken lines shown along the top and along the interior illustrate portions of the machine. The broken lines along the arched opening of the machine in FIGS. 1 and 2 illustrate the bounds of the claim. None of the broken lines form part of the claimed design.

**1 Claim, 7 Drawing Sheets**



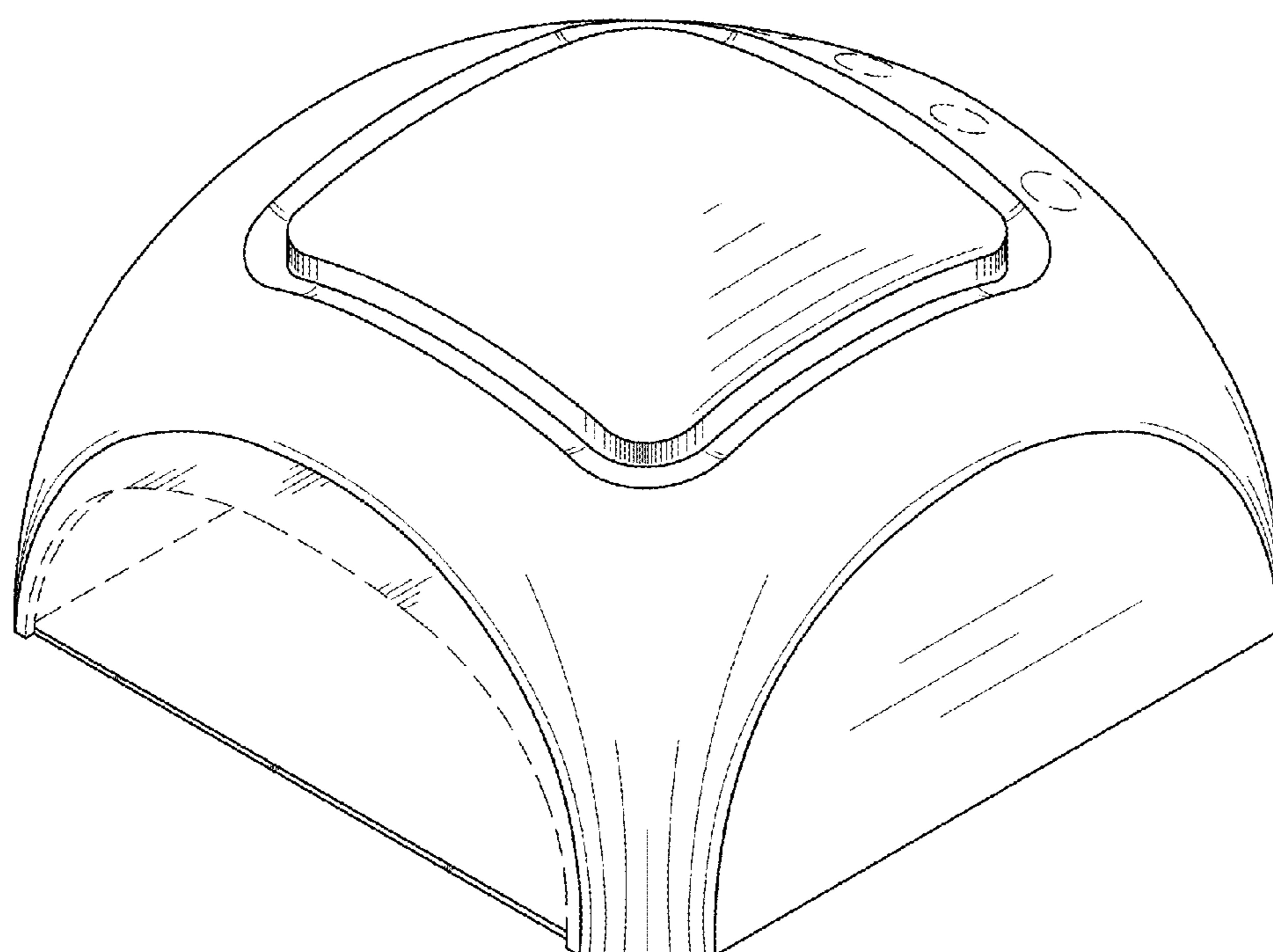


FIG. 1

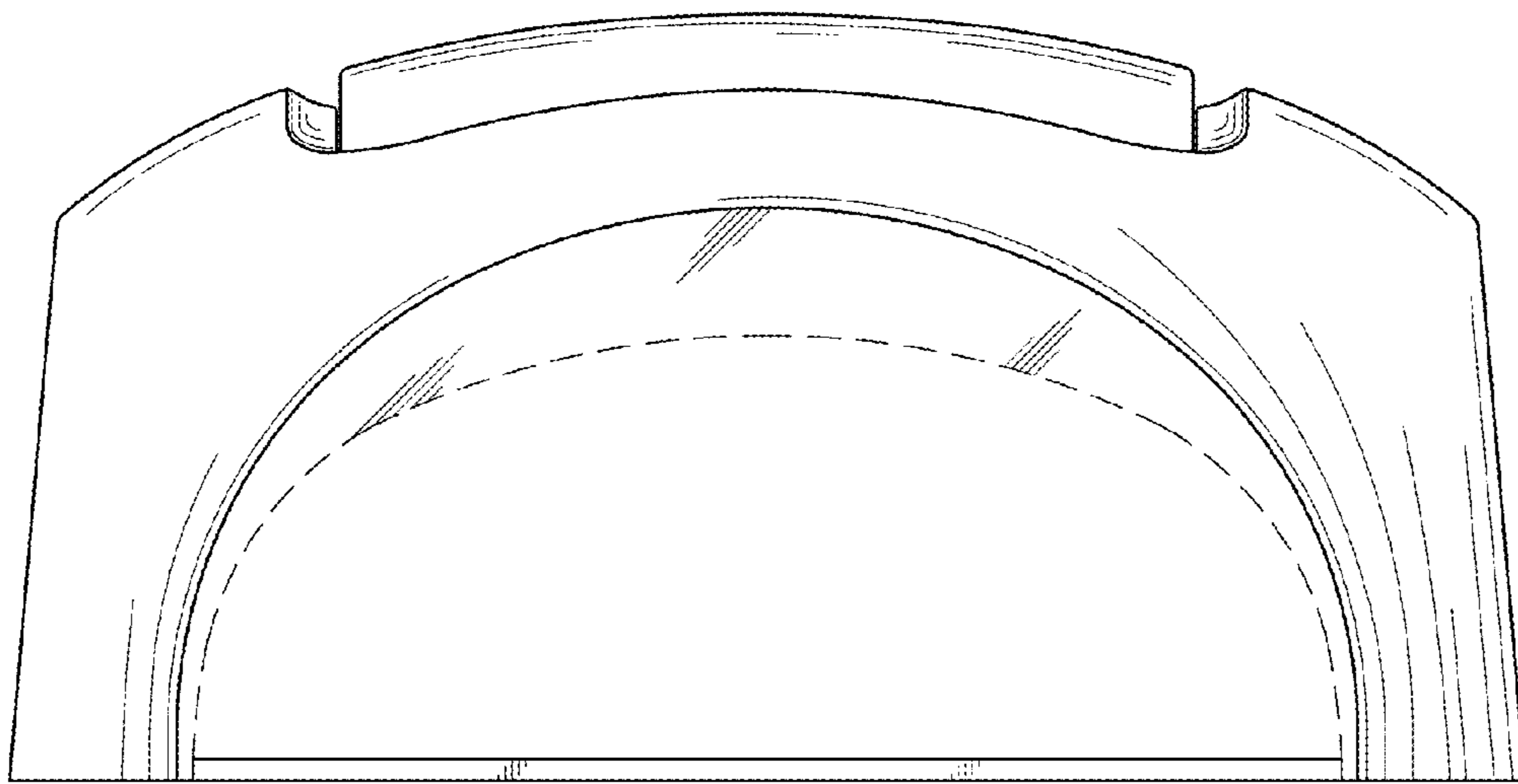


FIG. 2

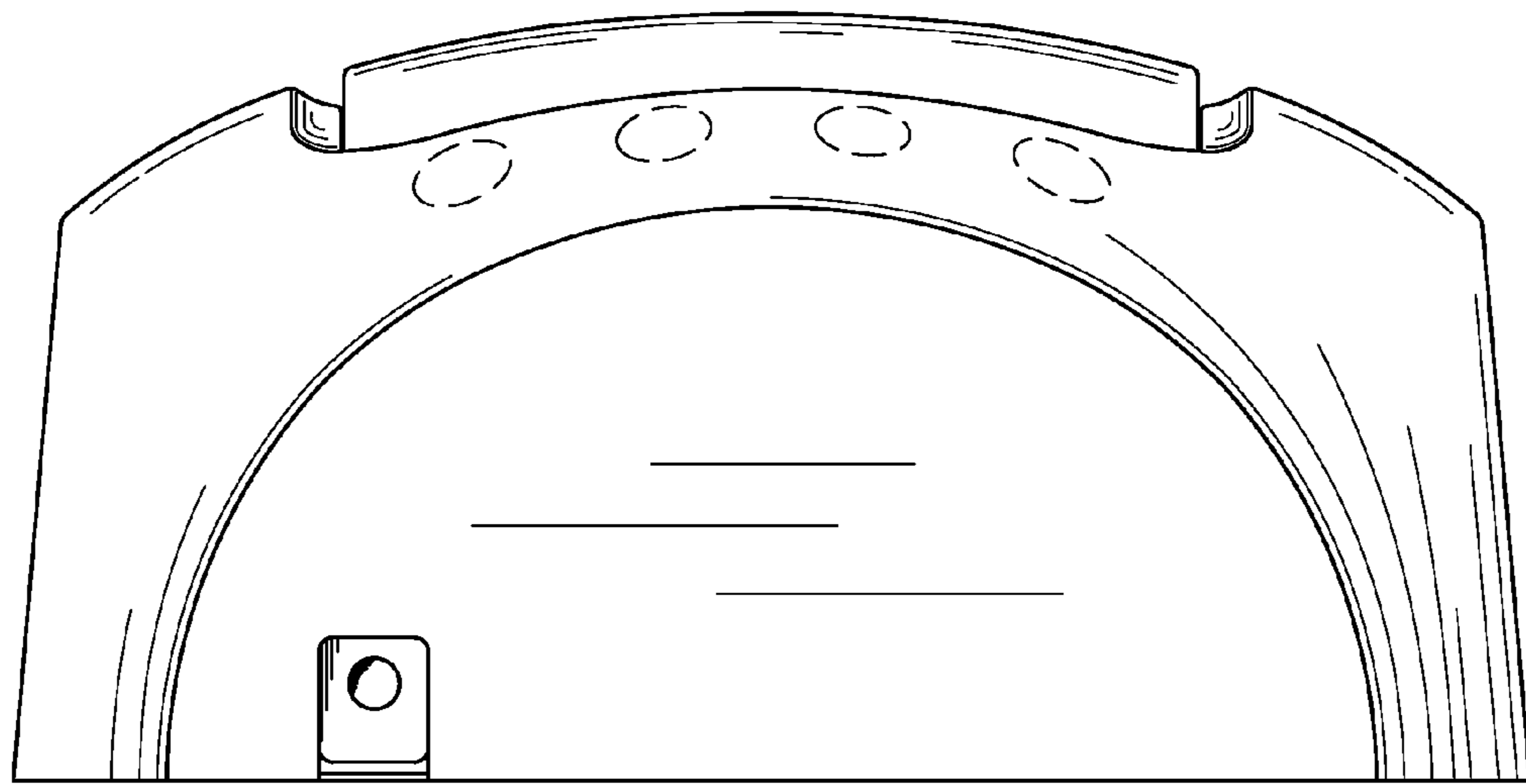


FIG. 3

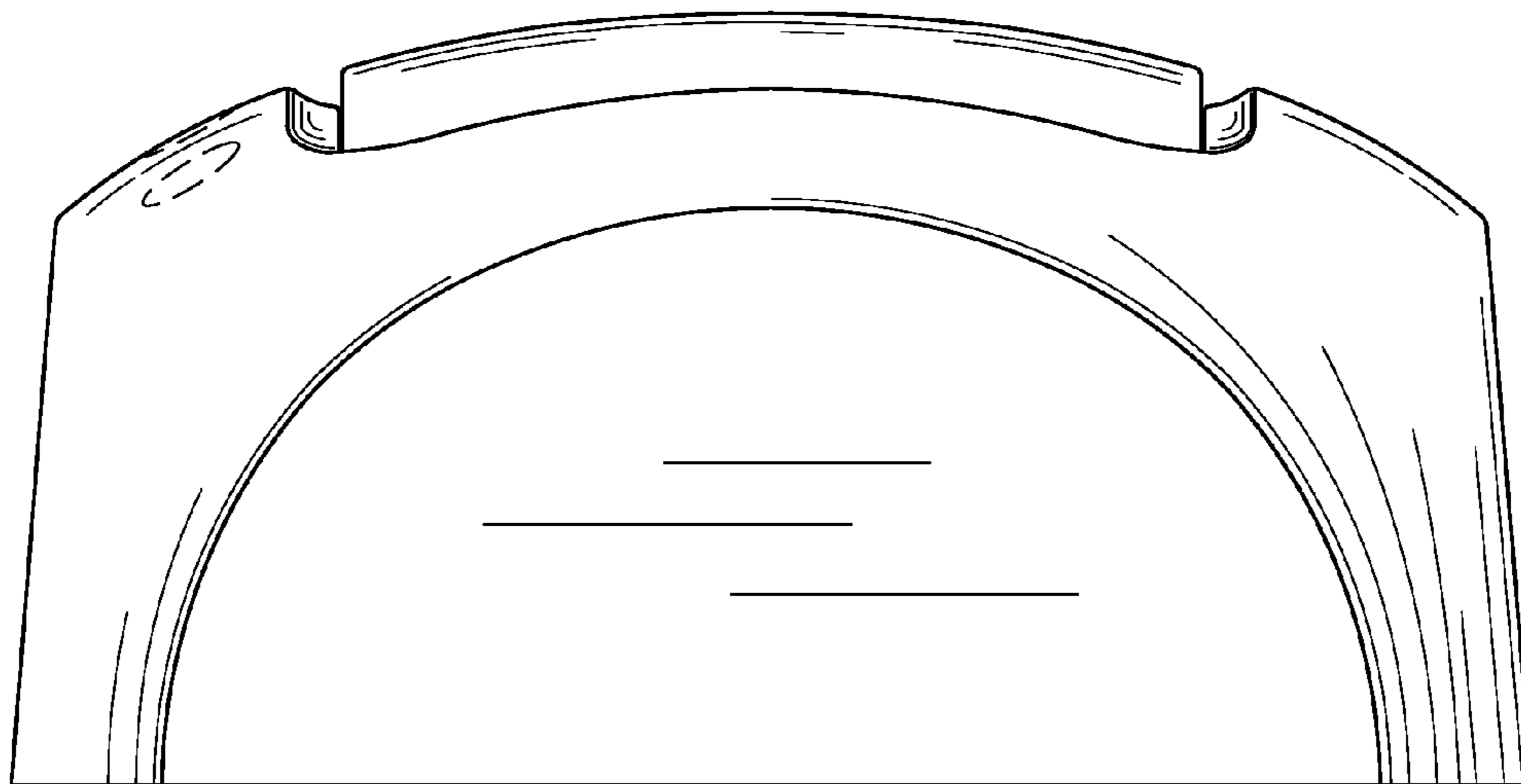


FIG. 4

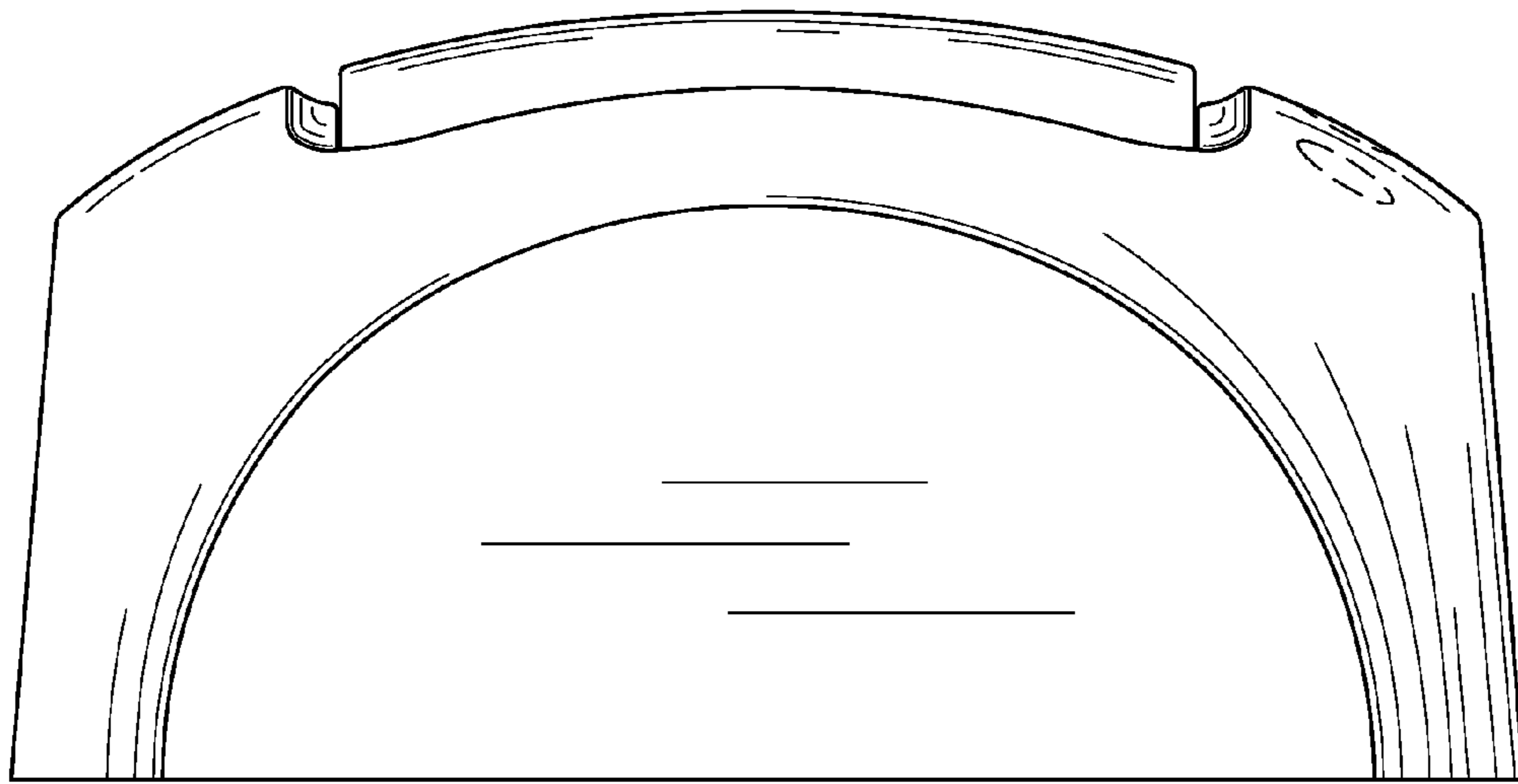


FIG. 5

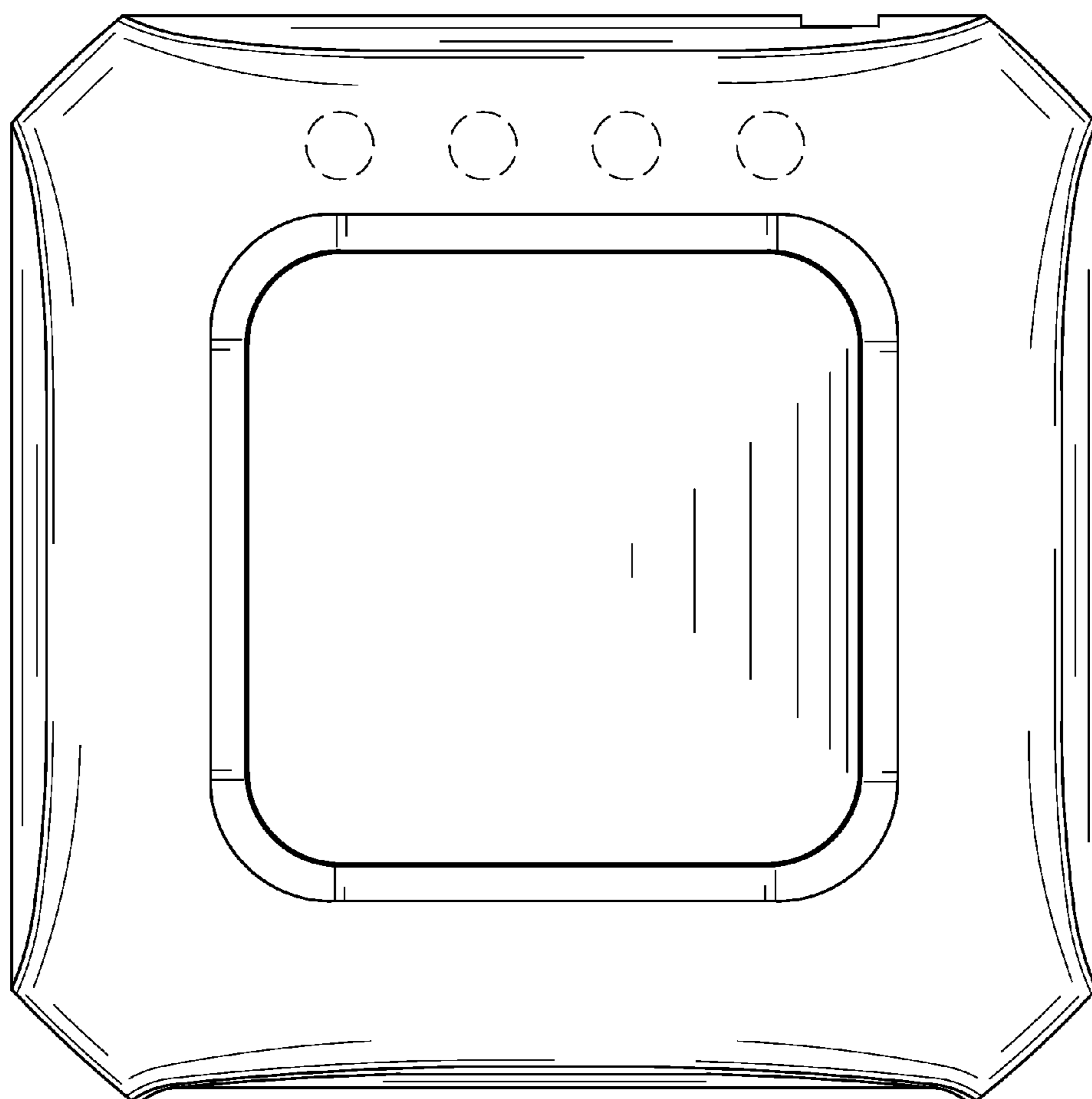


FIG. 6




FIG. 7