



US00D751759S

(12) **United States Design Patent**  
**Aulwes et al.**

(10) **Patent No.:** **US D751,759 S**  
(45) **Date of Patent:** **\*\* Mar. 15, 2016**

(54) **HAIR CUTTING DEVICE HOUSING**

(71) Applicant: **Wahl Clipper Corporation**, Sterling, IL (US)

(72) Inventors: **Chad Aulwes**, Sterling, IL (US);  
**Christian Zachrich**, Fort Wayne, IN (US); **Jeffery K. Bovee**, Sterling, IL (US); **Tangwen Xu**, Zhejiang (CN);  
**Chunhou Lei**, Zhejiang (CN)

(73) Assignee: **Wahl Clipper Corporation**, Sterling, IL (US)

(\*\*) Term: **14 Years**

(21) Appl. No.: **29/498,886**

(22) Filed: **Aug. 8, 2014**

(51) **LOC (10) Cl.** ..... **28-03**

(52) **U.S. Cl.**  
USPC ..... **D28/53**

(58) **Field of Classification Search**  
USPC ..... D28/44, 49-54  
CPC ..... B26B 19/00-19/107; B26B 19/12-19/22;  
B26B 19/28-19/36; B26B 19/3806-19/3826;  
B26B 19/384; B26B 19/3846; B26B  
19/3853-19/3866; B26B 19/3886; B26B  
19/42; B26B 19/38  
See application file for complete search history.

(56) **References Cited**

**U.S. PATENT DOCUMENTS**

D454,980 S 3/2002 Long  
D513,343 S \* 12/2005 Bokelman-Dumas ..... D28/53

D514,255 S \* 1/2006 Bokelman-Dumas ..... D28/53  
D514,256 S \* 1/2006 Bokelman-Dumas ..... D28/53  
D514,257 S \* 1/2006 Bokelman-Dumas ..... D28/53  
D555,285 S 11/2007 Long  
D555,286 S 11/2007 Long  
D555,287 S 11/2007 Long  
D556,380 S 11/2007 Long  
D597,254 S 7/2009 Eddinger  
D608,051 S \* 1/2010 Tamsiran ..... D28/44.1  
D621,546 S 8/2010 Aulwes  
D675,781 S 2/2013 Whittaker  
D698,085 S \* 1/2014 Yoon ..... D28/53

\* cited by examiner

*Primary Examiner* — Jennifer Rivard

(74) *Attorney, Agent, or Firm* — Greer, Burns & Crain, Ltd.

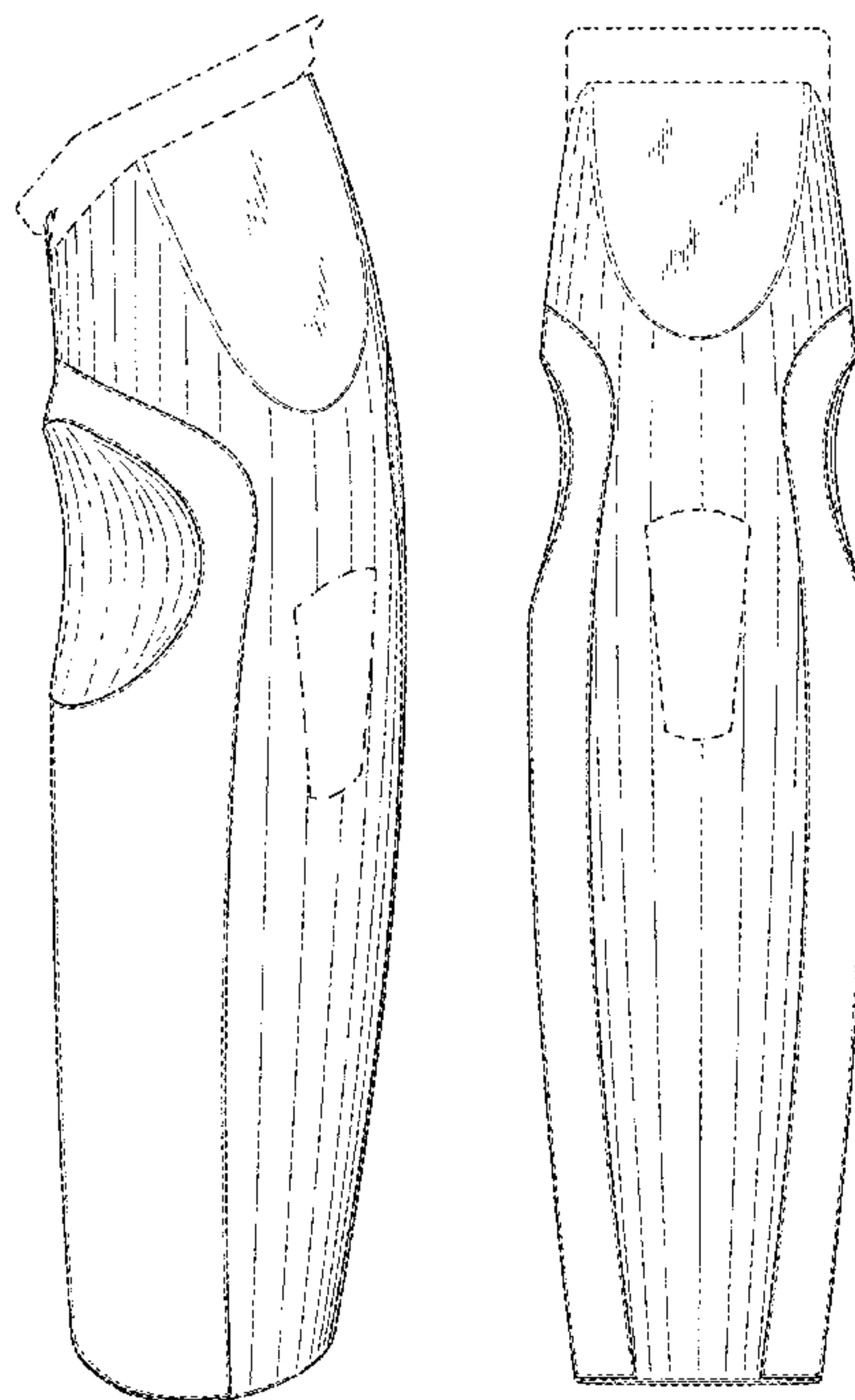
(57) **CLAIM**

The ornamental design for the hair cutting device housing, as shown and described.

**DESCRIPTION**

FIG. 1 is a top perspective view of the present hair cutting device housing;  
FIG. 2 is a top view of same;  
FIG. 3 is a right side view of the hair cutting device housing of FIG. 1, both sides being mirror images of each other;  
FIG. 4 is a bottom view of same;  
FIG. 5 is a front view of the hair cutting device housing of FIG. 1; and,  
FIG. 6 is a rear view of same.  
The long, dashed broken lines illustrate the cutting element and the button. The remaining short, dashed broken lines around the unshaded elements illustrate portions of the housing. None of the broken lines form part of the claimed design.

**1 Claim, 3 Drawing Sheets**



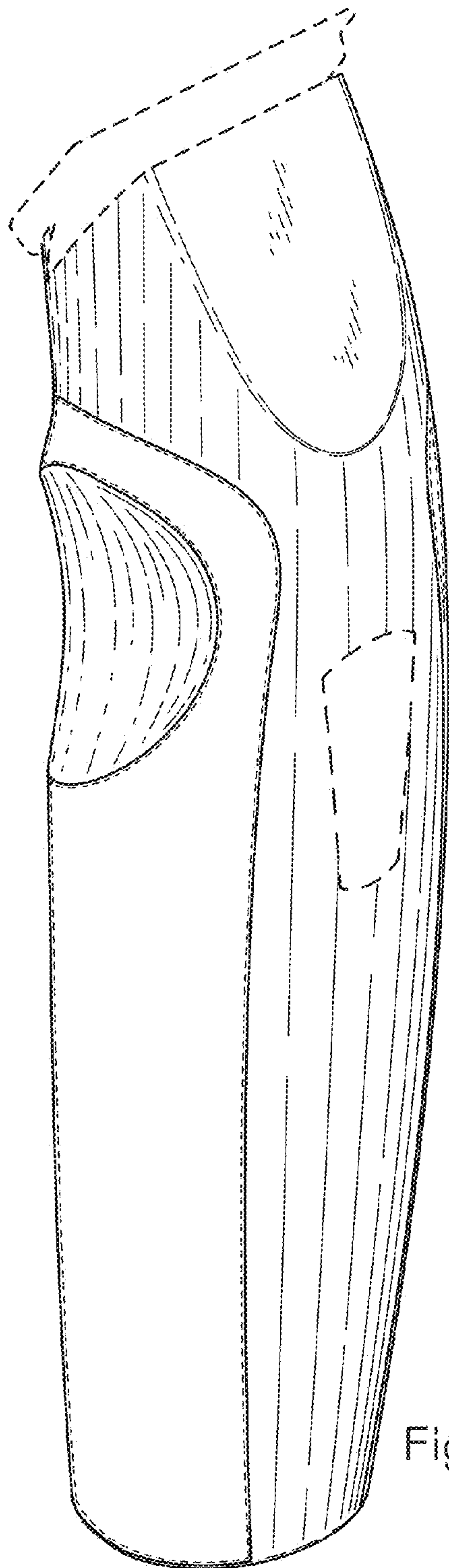


Fig.1

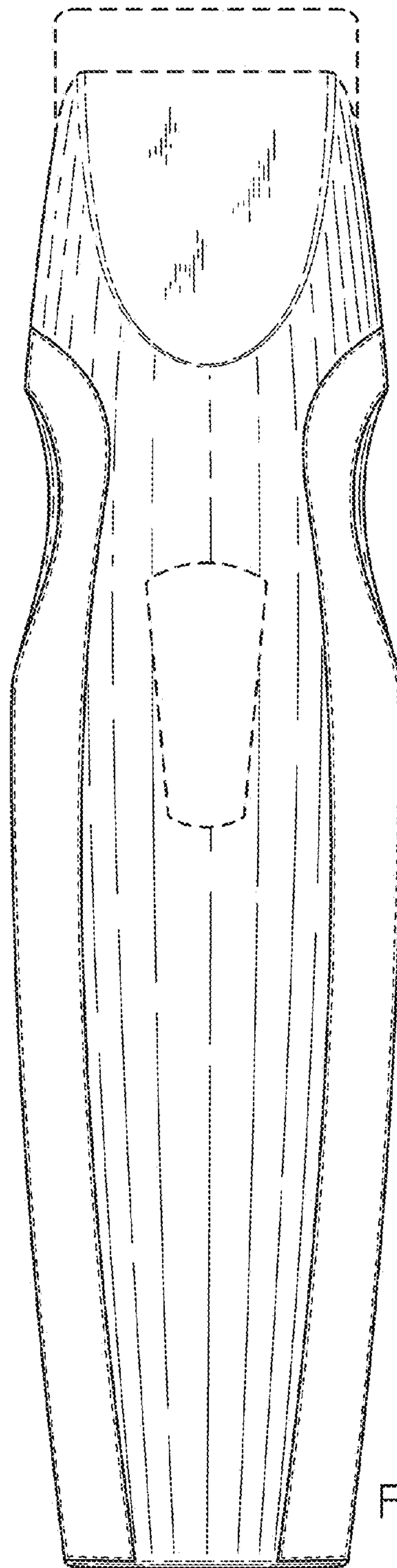


Fig.2

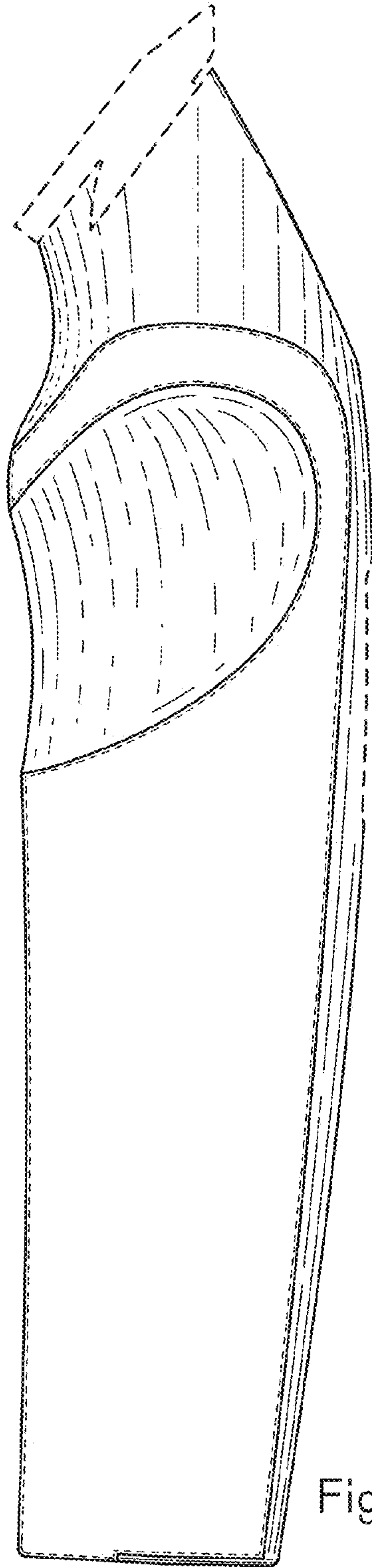


Fig. 3

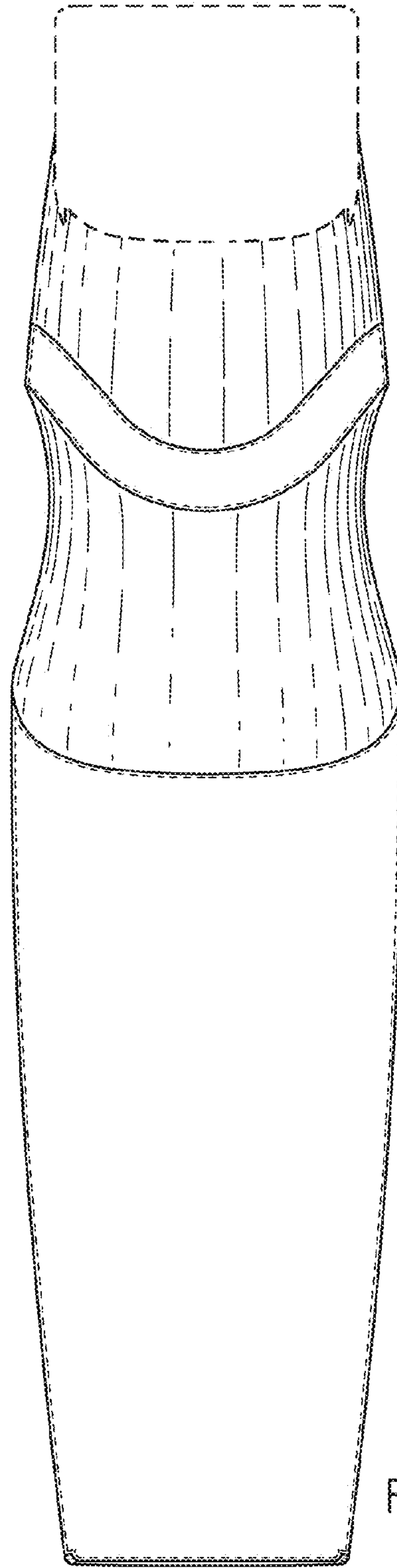
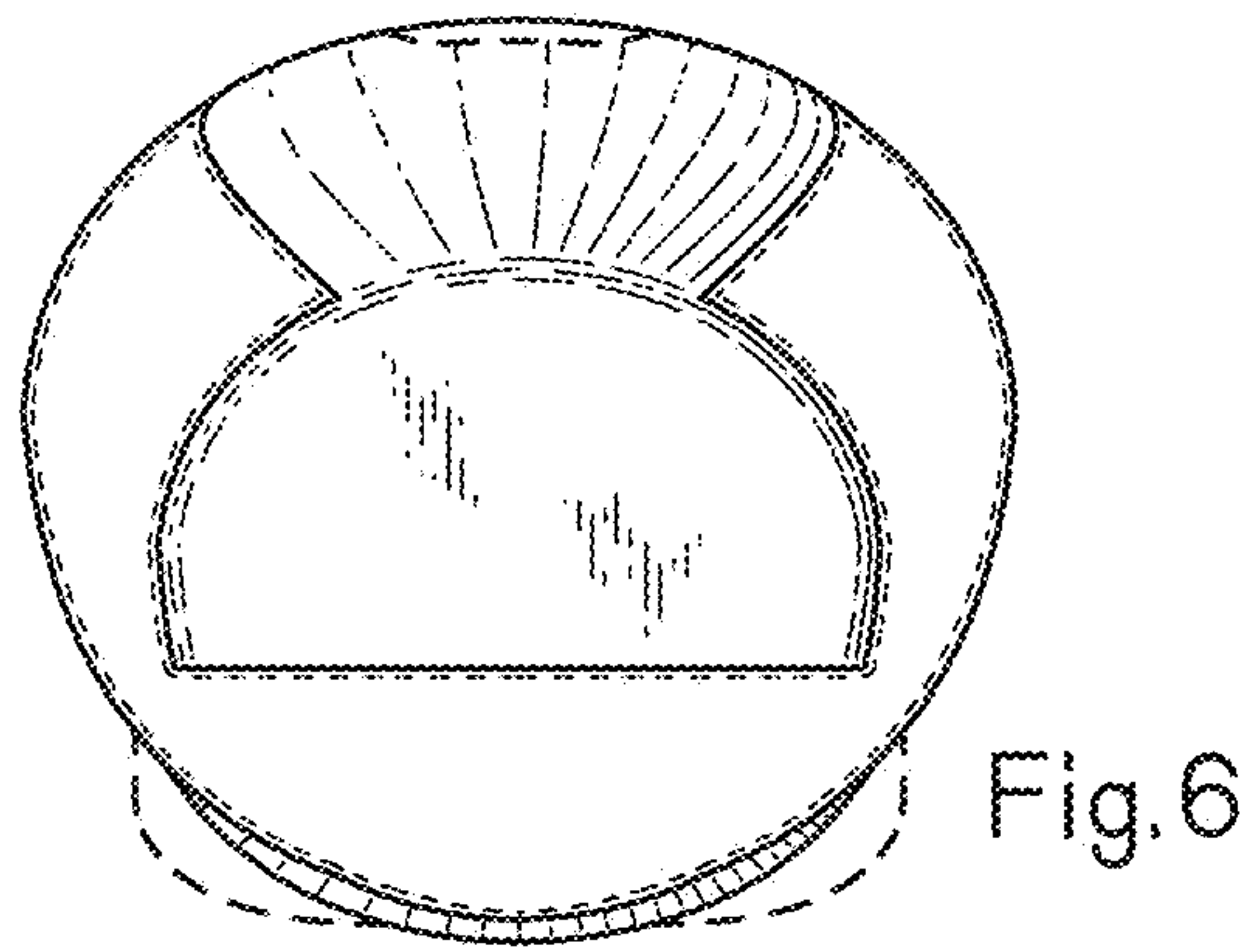
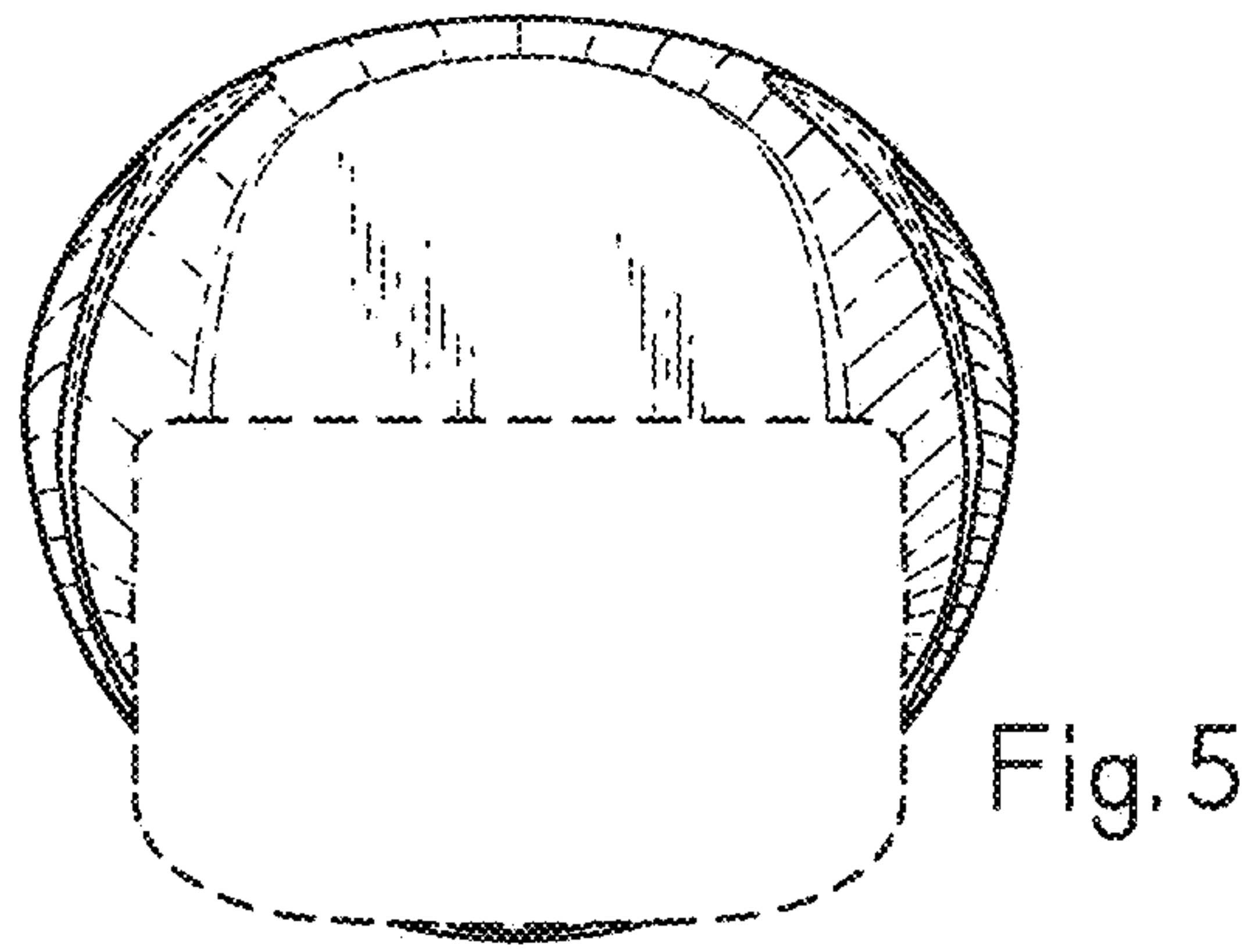


Fig. 4





UNITED STATES PATENT AND TRADEMARK OFFICE  
**CERTIFICATE OF CORRECTION**

PATENT NO. : D751,759 S  
APPLICATION NO. : 29/498886  
DATED : March 15, 2016  
INVENTOR(S) : Chad Aulwes et al.

Page 1 of 1

It is certified that error appears in the above-identified patent and that said Letters Patent is hereby corrected as shown below:

ON THE TITLE PAGE

Item (72) Inventors,

delete "Tangwen Xu, Zhejiang (CN)" and please insert -- "Tangwen Xu, Ningbo (CN)" --.

delete "Chunhou Lei, Zhejiang (CN)" and please insert -- "Chunhou Lei, Ningbo (CN)" --.

Signed and Sealed this  
Fourteenth Day of June, 2016



Michelle K. Lee  
*Director of the United States Patent and Trademark Office*