



US00D751758S

(12) **United States Design Patent**
Chuang

(10) **Patent No.:** **US D751,758 S**

(45) **Date of Patent:** **** Mar. 15, 2016**

- (54) **COSMETIC APPARATUS**
- (71) Applicant: **Lung-Fei Chuang**, Taichung (TW)
- (72) Inventor: **Lung-Fei Chuang**, Taichung (TW)
- (73) Assignee: **Lung-Fei Chuang**, Taichung (TW)
- (**) Term: **14 Years**
- (21) Appl. No.: **29/502,753**

D271,530 S *	11/1983	Watt	D11/2
D316,312 S *	4/1991	Cordova	D28/7
D341,001 S *	11/1993	Pantages	D28/7
D574,555 S *	8/2008	Yoo	D28/9
D642,332 S *	7/2011	Kim	D28/7

* cited by examiner

Primary Examiner — Zenia Bennett

(74) *Attorney, Agent, or Firm* — CKC & Partners Co., Ltd.

- (22) Filed: **Sep. 19, 2014**
- (30) **Foreign Application Priority Data**

Apr. 18, 2014 (CN) 2014 3 0093861

(51) **LOC (10) Cl.** **28-03**

(52) **U.S. Cl.**
USPC **D28/7**

(58) **Field of Classification Search**
USPC D28/7, 8, 20–22, 30–31, 76, 85, 99;
132/108, 202, 208, 317, 320;
401/202–207, 261–267; D4/132–135;
D24/119
CPC A45D 34/002–34/06
See application file for complete search history.

(56) **References Cited**

U.S. PATENT DOCUMENTS

D252,890 S *	9/1979	Cavalieri	D28/36
D254,935 S *	5/1980	Staudinger	D28/36


(57) **CLAIM**

The ornamental design for a cosmetic apparatus, as shown.

DESCRIPTION

FIG. 1 is a perspective view of the cosmetic apparatus showing my new design;
FIG. 2 is a front view thereof;
FIG. 3 is a rear view thereof;
FIG. 4 is a left side view thereof;
FIG. 5 is a right side view thereof;
FIG. 6 is a top view thereof; and,
FIG. 7 is a bottom view thereof.

1 Claim, 6 Drawing Sheets






Fig. 1

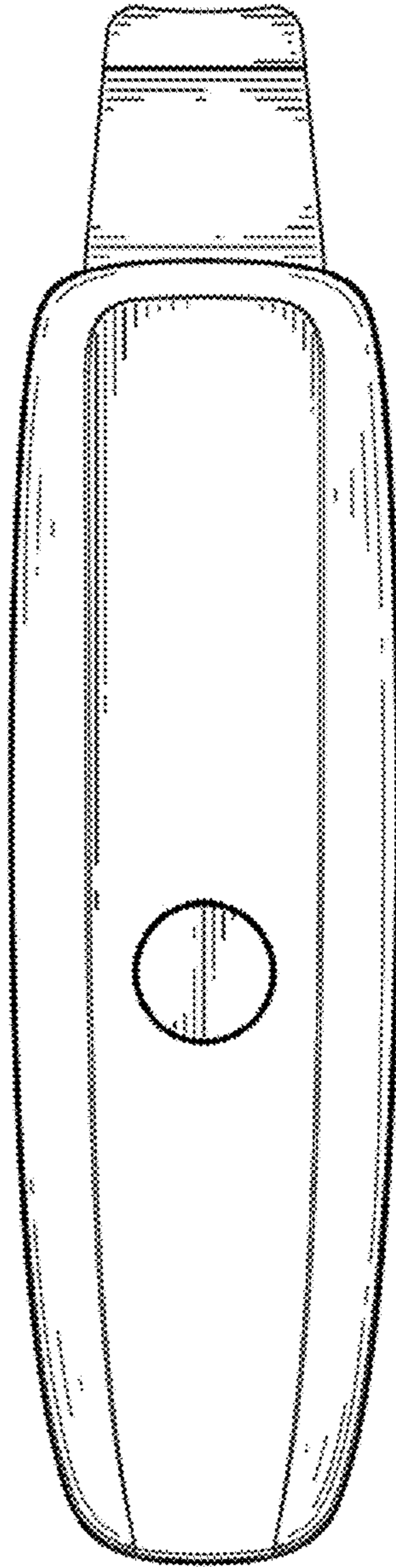


Fig. 2

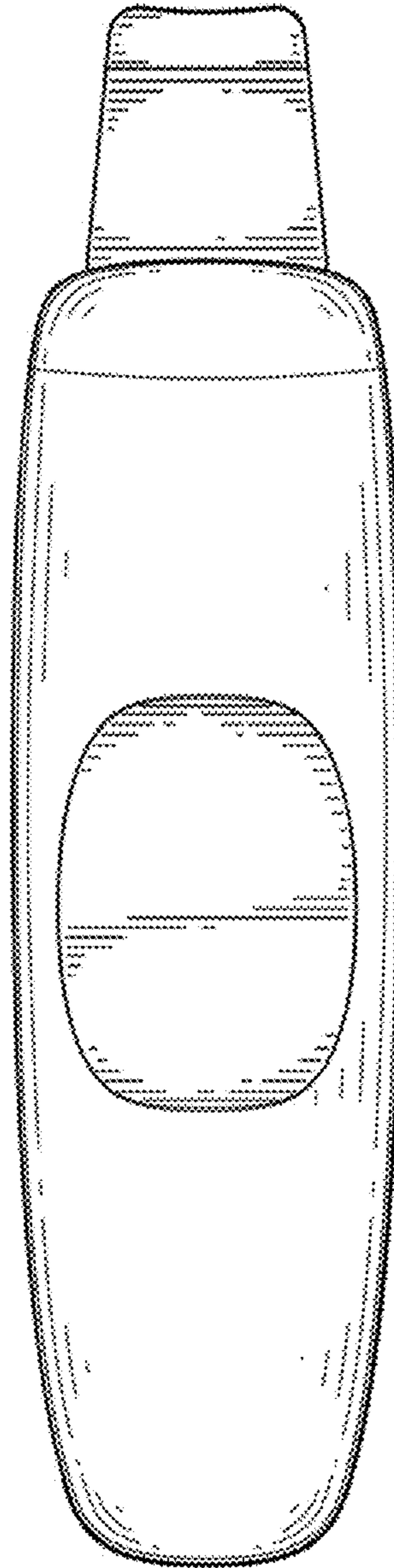


Fig. 3




Fig. 4




Fig. 5



Fig. 6

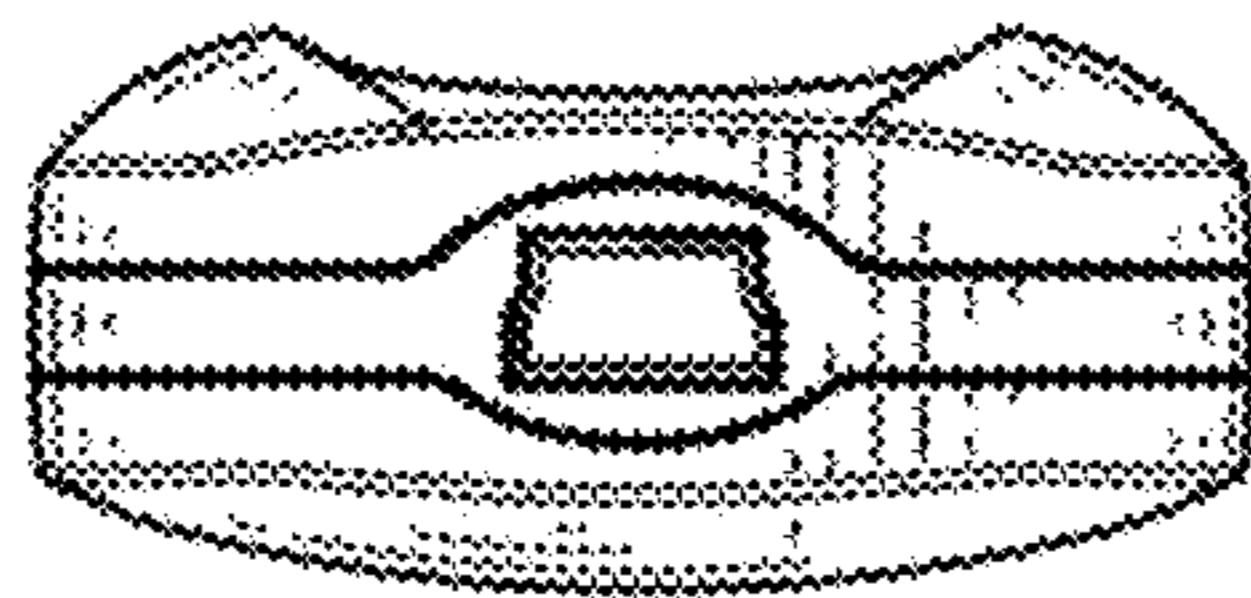


Fig. 7