



US00D751757S

(12) **United States Design Patent**  
**Stern**

(10) **Patent No.:** **US D751,757 S**  
(45) **Date of Patent:** **\*\* Mar. 15, 2016**

- (54) **ELECTRONIC CIGARETTE HOLDER**
- (71) Applicant: **Steven Stern**, Carlsbad, CA (US)
- (72) Inventor: **Steven Stern**, Carlsbad, CA (US)
- (73) Assignee: **Steven Stern**, Carlsbad, CA (US)
- (\*\*) Term: **14 Years**
- (21) Appl. No.: **29/508,655**
- (22) Filed: **Nov. 9, 2014**
- (51) **LOC (10) Cl.** ..... **27-06**
- (52) **U.S. Cl.**  
USPC ..... **D27/189**
- (58) **Field of Classification Search**  
USPC ..... D3/229, 273; D9/414, 418, 420, 430,  
D9/432; D27/172, 180-193; D13/107,  
D13/108, 109  
CPC ..... A24F 15/00; A24F 15/005; A24F 15/02;  
A24F 15/12; A24F 15/14; A24F 15/18;  
A24F 15/20; A24F 23/00; A24F 23/02;  
A24F 23/04; B65D 85/1045; B65D 85/1063;  
B65D 85/1072; B65D 5/0254  
See application file for complete search history.

2,522,952	A *	9/1950	Krohn	.....	A24F 23/02 206/204
4,214,658	A *	7/1980	Crow	.....	A24F 23/04 206/236
D449,521	S *	10/2001	Pinkus	.....	D9/423
6,832,677	B2 *	12/2004	Bohdan	.....	B65B 19/12 193/2 C
D566,890	S *	4/2008	Bagaric	.....	D27/189
D723,738	S *	3/2015	Liu	.....	D27/189
D729,366	S *	5/2015	Kauss	.....	D23/360
D736,457	S *	8/2015	Liu	.....	D27/189
D737,507	S *	8/2015	Liu	.....	D27/189

\* cited by examiner

*Primary Examiner* — Elizabeth Albert

(56) **References Cited**

**U.S. PATENT DOCUMENTS**

1,195,629	A *	8/1916	Tuffley	.....	A24F 15/12 206/251
1,200,793	A *	10/1916	Anderson et al.	.....	A24F 15/12 206/251
D53,386	S *	5/1919	Thomas	.....	D27/189
1,344,650	A *	6/1920	Peterson	.....	B65D 51/246 220/212


(57) **CLAIM**

I claim the ornamental design for a electronic cigarette holder, as shown and described.

**DESCRIPTION**

FIG. 1 is a perspective view of an electronic cigarette holder showing my new design;  
 FIG. 2 is a front view thereof;  
 FIG. 3 is a rear view thereof;  
 FIG. 4 is a left side view thereof;  
 FIG. 5 is a right side view thereof;  
 FIG. 6 is a top view thereof;  
 FIG. 7 is a bottom view thereof; and,  
 FIG. 8 is an exploded perspective view of the electronic cigarette holder.  
 The broken lines are included for the purpose of showing portions of the electronic cigarette holder that form no part of the claimed design.

**1 Claim, 6 Drawing Sheets**






FIG. 1




FIG. 2




FIG. 3

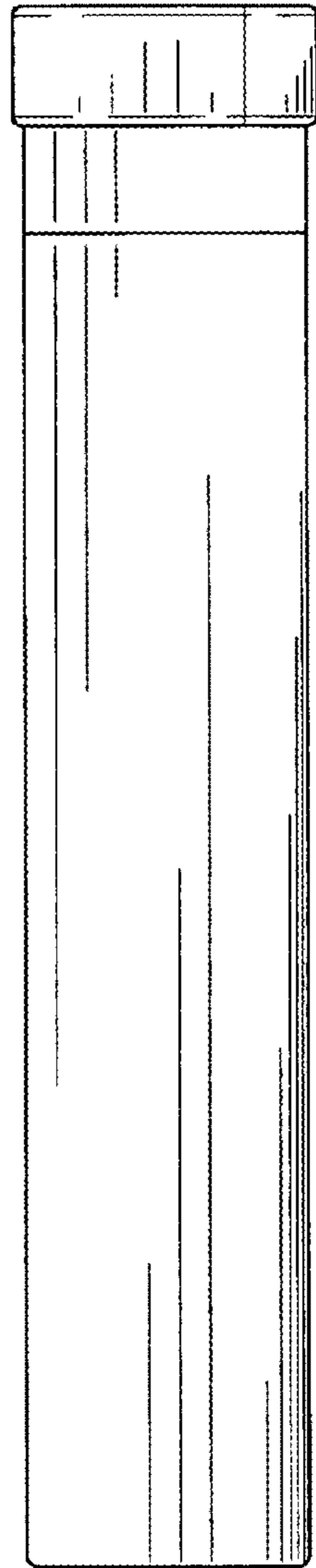


FIG. 4

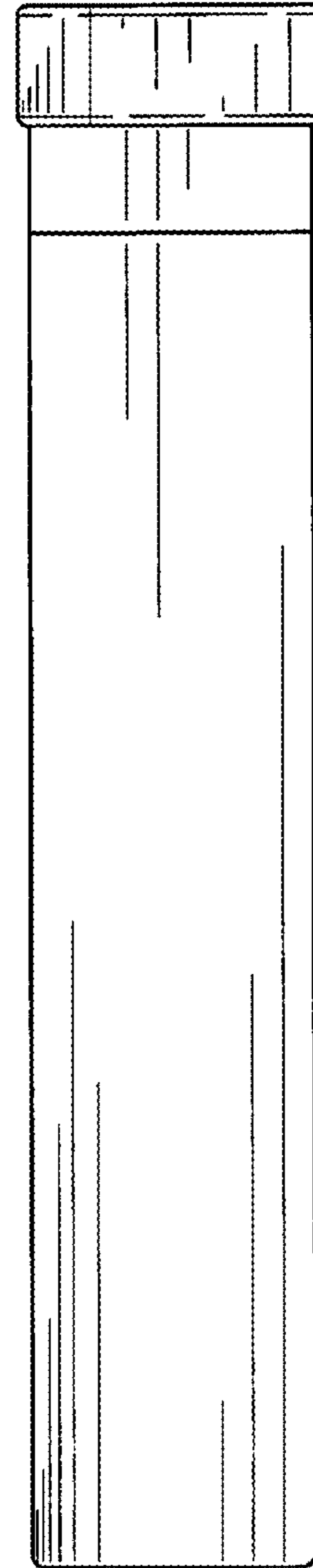


FIG. 5

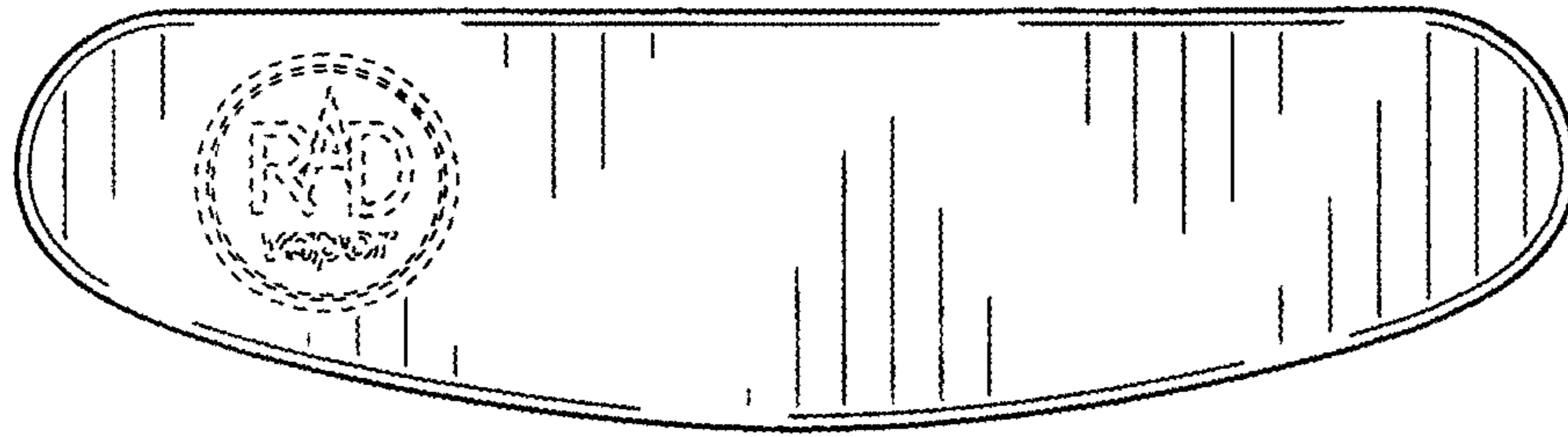


FIG. 6

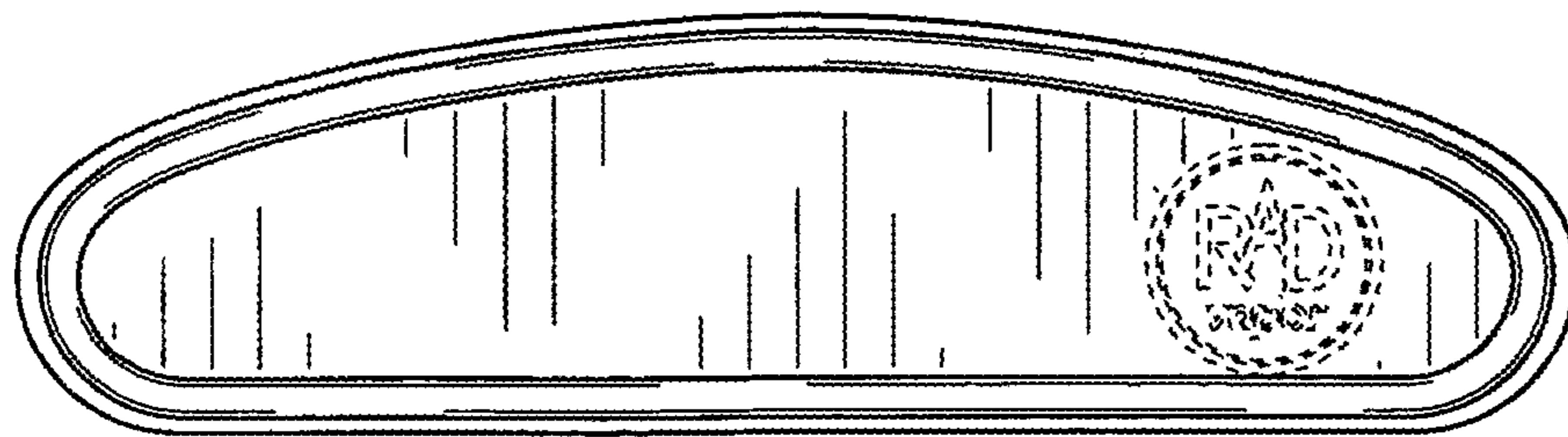


FIG. 7

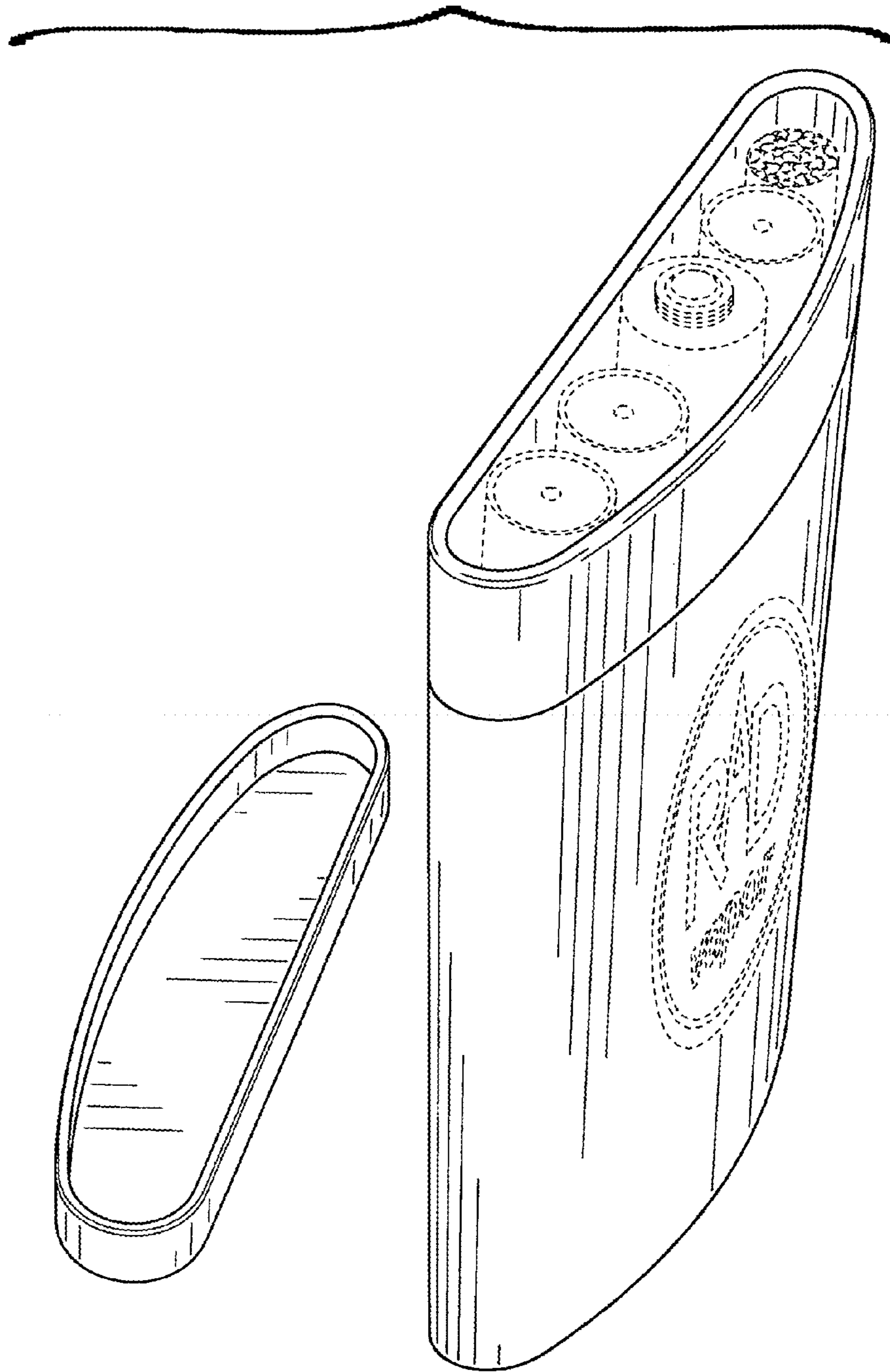


FIG. 8