



US00D751756S

(12) **United States Design Patent**
Hearn

(10) **Patent No.:** **US D751,756 S**
(45) **Date of Patent:** **** Mar. 15, 2016**

- (54) **CONTAINER FOR SIMULATED CIGARETTES**
- (71) Applicant: **Kind Consumer Limited**, London (GB)
- (72) Inventor: **Alex Hearn**, London (GB)
- (73) Assignee: **KIND CONSUMER LIMITED**,
London (GB)
- (**) Term: **14 Years**
- (21) Appl. No.: **29/489,114**
- (22) Filed: **Apr. 25, 2014**
- (30) **Foreign Application Priority Data**
Oct. 28, 2013 (EM) 002334441
- (51) **LOC (10) Cl.** **27-02**
- (52) **U.S. Cl.**
USPC **D27/189**
- (58) **Field of Classification Search**
USPC D3/229, 273; D9/414, 418, 420, 430,
D9/432; D27/172, 183-193
CPC A24F 15/00; A24F 15/005; A24F 15/02;
A24F 15/12; A24F 15/14; A24F 15/18;
A24F 15/20; A24F 23/00; A24F 23/02;
A24F 23/04; B65D 85/1045; B65D 85/1063;
B65D 85/1072; B65D 5/0254
See application file for complete search history.

- (56) **References Cited**
U.S. PATENT DOCUMENTS
1,249,910 A * 12/1917 Deginder B65D 43/164
220/842
2,390,945 A * 12/1945 Kleinberg A24F 15/12
206/250
3,052,398 A * 9/1962 Lewin B65D 5/721
206/268
3,583,625 A * 6/1971 Gero B65D 85/1036
206/264

- 3,749,234 A * 7/1973 Gero B65D 5/722
206/266
- 3,881,599 A * 5/1975 Flaherty B65D 85/1036
206/268
- 4,172,520 A * 10/1979 Gero B65D 85/1036
206/250
- 4,641,748 A * 2/1987 Lewis B65D 85/1036
206/251
- D397,504 S * 8/1998 Zelenik D27/187
- D411,332 S * 6/1999 Zelenik D27/187
- D426,673 S * 6/2000 Grigorian D27/184
- D519,828 S * 5/2006 Cavero D9/417
- D593,409 S * 6/2009 Blick D27/189
- D596,787 S 7/2009 Hearn
- D608,635 S * 1/2010 Blick D9/711
- 7,997,407 B2 * 8/2011 Berger B65D 5/5405
206/251
- D649,032 S 11/2011 Hearn
- 8,061,586 B2 * 11/2011 Fluegel B65D 5/0254
229/149
- D731,114 S * 6/2015 Leidel D27/163
- 2010/0242975 A1 9/2010 Hearn
- 2013/0037042 A1 2/2013 Hearn et al.

* cited by examiner

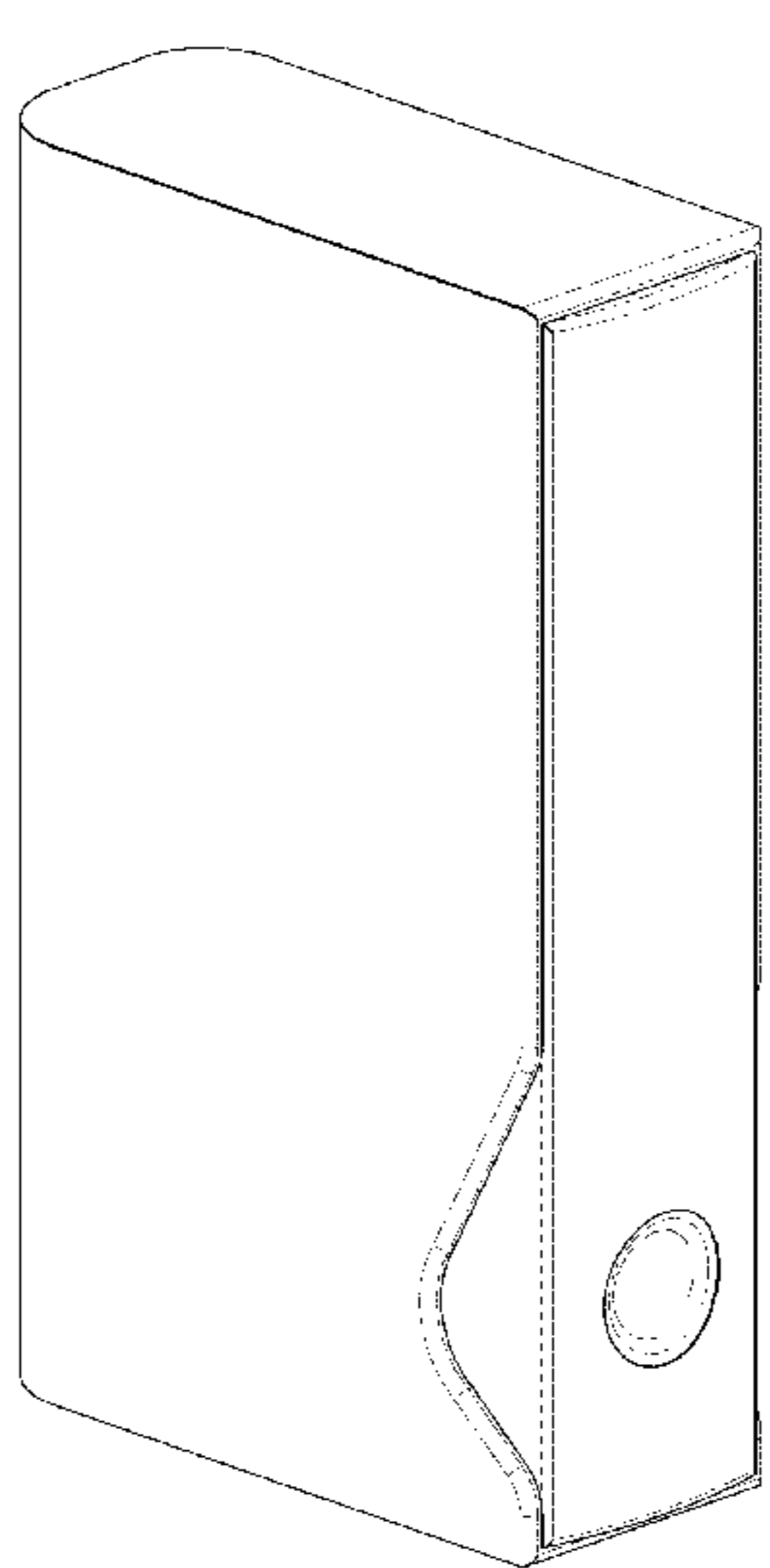
Primary Examiner — Elizabeth Albert
(74) *Attorney, Agent, or Firm* — Patterson & Sheridan,
L.L.P.

(57) **CLAIM**
The ornamental design for a container for simulated cigarettes, as shown and described.

DESCRIPTION

FIG. 1 is a perspective view of a container for simulated cigarettes showing my new design;
FIG. 2 is a top plan view thereof;
FIG. 3 is a side elevational view thereof;
FIG. 4 is a front elevational view thereof;
FIG. 5 is a bottom plan view thereof;
FIG. 6 is a perspective view thereof in an open position; and,
FIG. 7 is a side elevational view thereof in the open position.

1 Claim, 7 Drawing Sheets



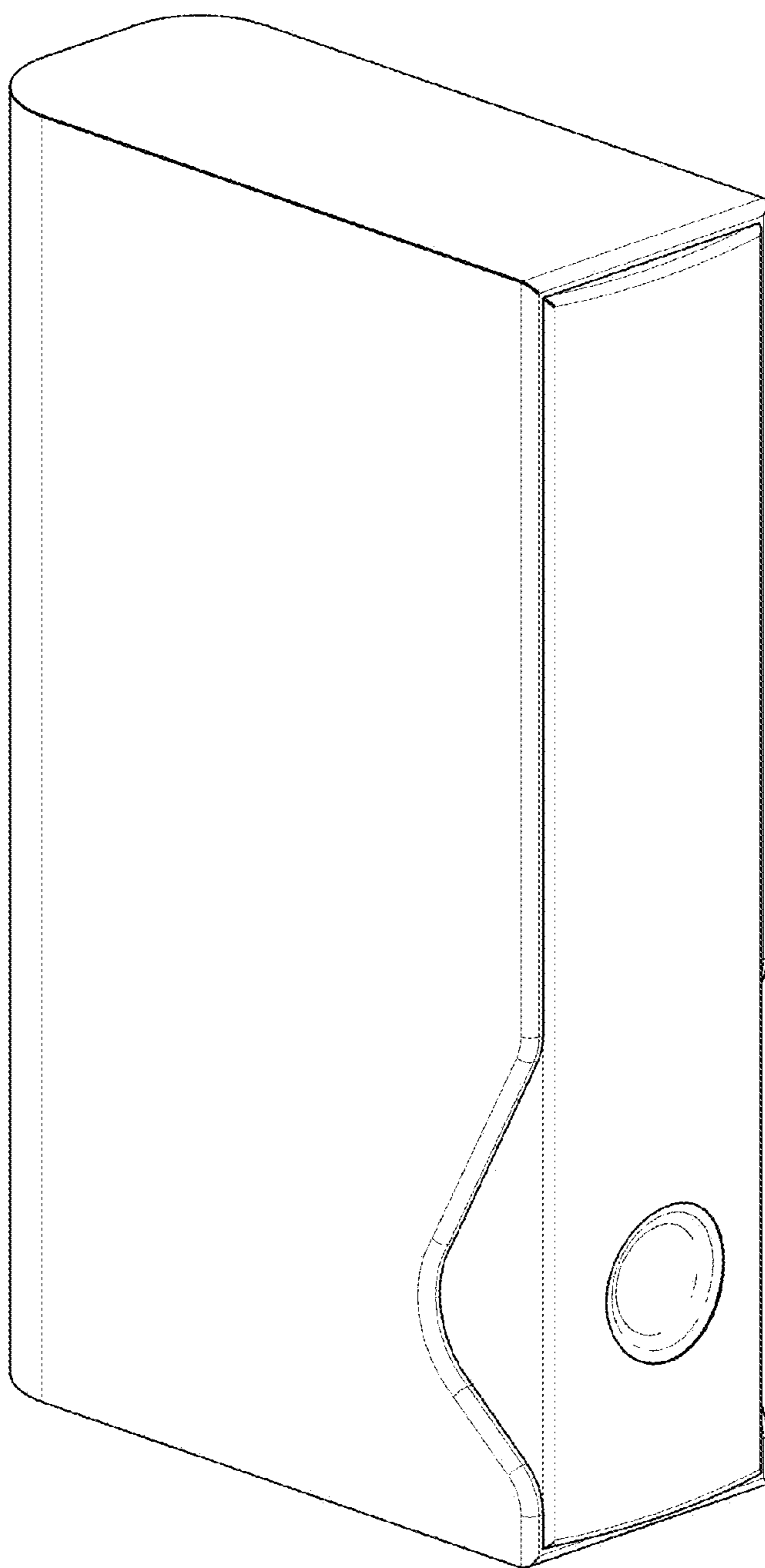


FIG. 1




FIG. 2




FIG. 3




FIG. 4

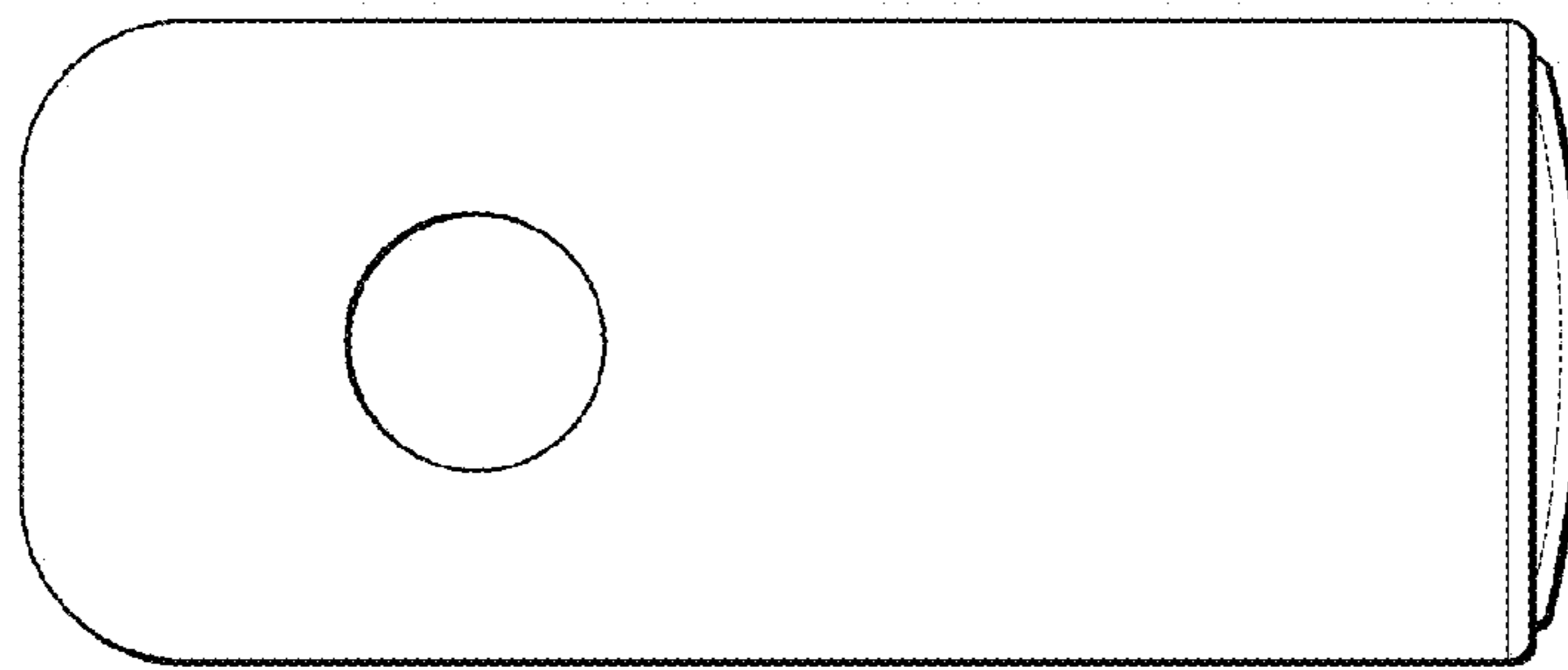


FIG. 5

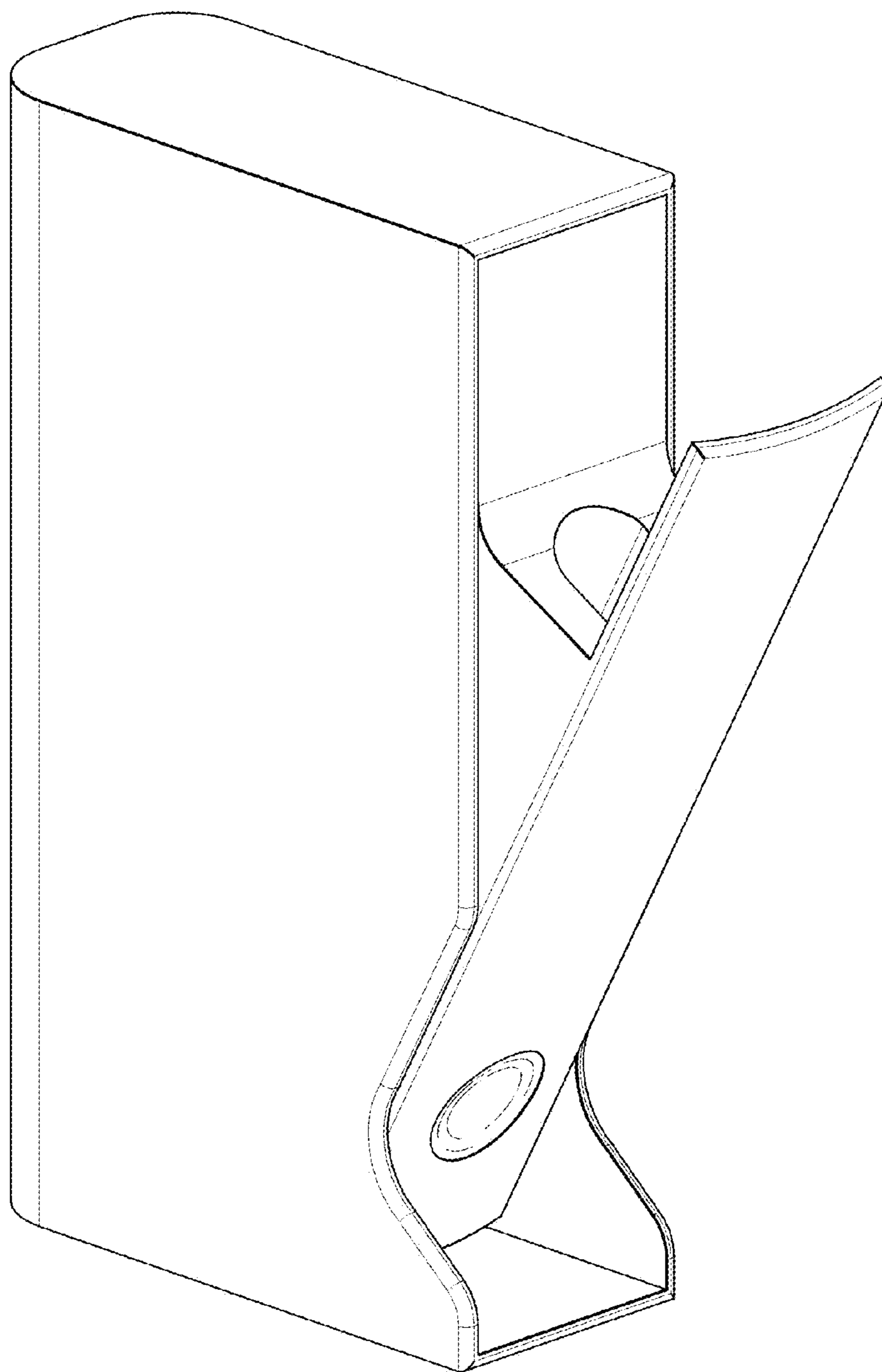


FIG. 6

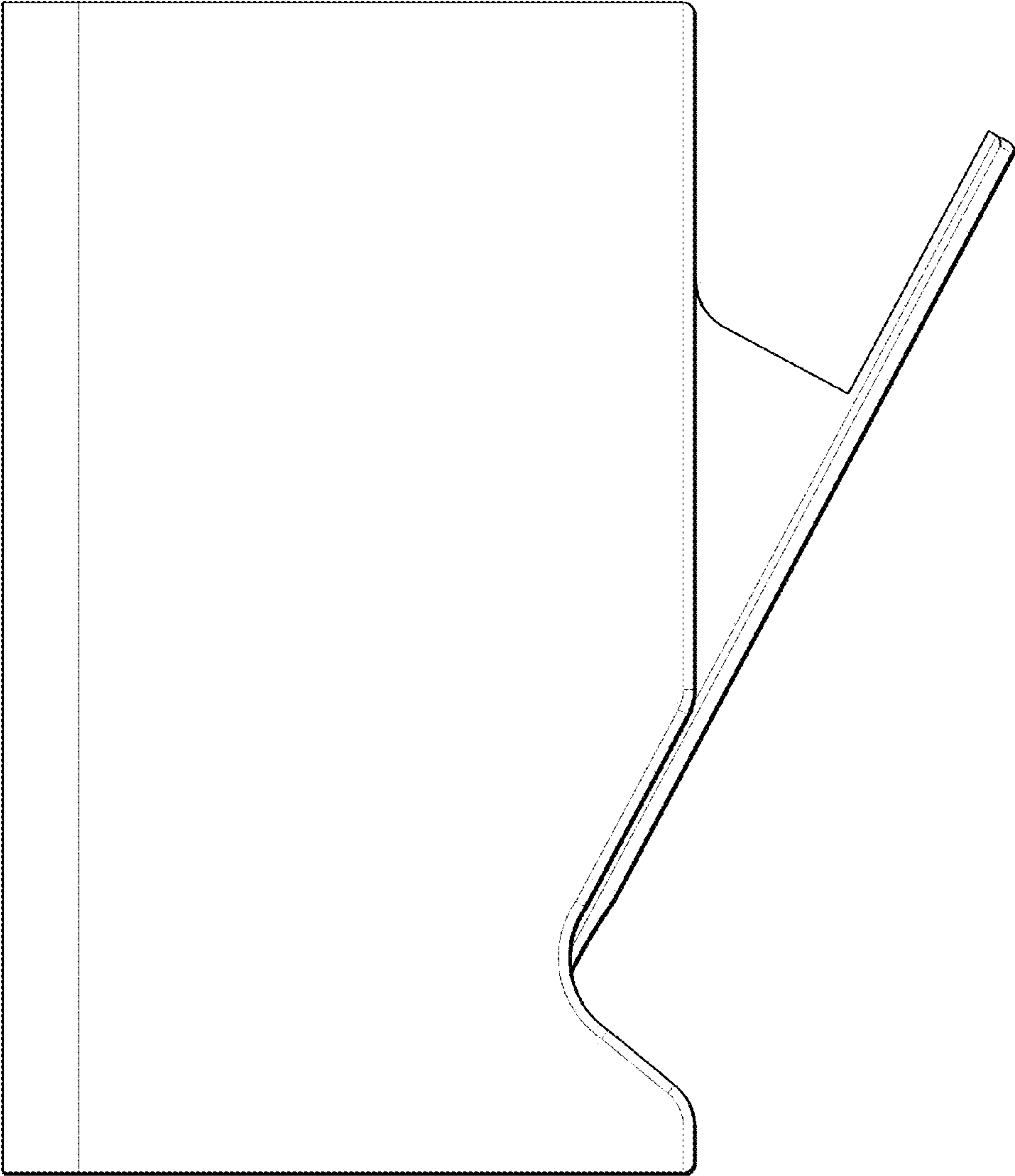


FIG. 7