



US00D751749S

(12) **United States Design Patent**
Lovegrove

(10) **Patent No.:** **US D751,749 S**
(45) **Date of Patent:** **** Mar. 15, 2016**

- (54) **STANDING LAMP**
- (71) Applicant: **Artemide S.p.A.**, Milan (IT)
- (72) Inventor: **Ross Lovegrove**, Milan (IT)
- (73) Assignee: **Artemide S.p.A.**, Milan (IT)
- (**) Term: **14 Years**
- (21) Appl. No.: **29/469,856**
- (22) Filed: **Oct. 15, 2013**
- (30) **Foreign Application Priority Data**

Apr. 15, 2013 (EM) 002220640-0001

- (51) **LOC (10) Cl.** **26-03**
- (52) **U.S. Cl.**
USPC **D26/93**
- (58) **Field of Classification Search**
USPC D26/1, 24, 67, 93-94, 104-110, 95,
D26/101, 112, 118
CPC . F21Y 2103/00; F21Y 2101/02; F21V 15/00;
F21V 25/00
See application file for complete search history.

(56) **References Cited**

U.S. PATENT DOCUMENTS

- D186,618 S * 11/1959 Haywood D26/110
- D188,734 S * 8/1960 Jacobs D26/93

- D275,612 S * 9/1984 Caldwell D26/93
- D505,745 S * 5/2005 Fisher et al. D26/110
- D544,637 S * 6/2007 McMinn D26/118
- D593,705 S * 6/2009 Bilotti D26/118
- D604,452 S * 11/2009 Smith D26/118
- D631,596 S * 1/2011 Sadler D26/93
- D675,368 S * 1/2013 Leonard D26/118

* cited by examiner

Primary Examiner — Brian N Vinson

(74) *Attorney, Agent, or Firm* — Robert Kinberg;
FisherBroyles, LLP


(57) **CLAIM**

I claim the ornamental design for a standing lamp, as shown and described.

DESCRIPTION

FIG. 1 is a perspective view of a standing lamp, according to an embodiment of the invention;
 FIG. 2 is a front view of a standing lamp, according to FIG. 1;
 FIG. 3 is a rear view of a standing lamp, according to FIG. 1;
 FIG. 4 is a side view of a standing lamp, according to FIG. 1;
 FIG. 5 is an opposite side view of a standing lamp, according to FIG. 1;
 FIG. 6 is a top view of a standing lamp, according to FIG. 1;
 and,
 FIG. 7 is a bottom view of a standing lamp, according to FIG. 1.
 Elements drawn by dash lines in the drawings represent disclaimed features and form no part of the claimed invention.

1 Claim, 7 Drawing Sheets






FIG. 1




FIG. 2




FIG. 3




FIG. 4




FIG. 5

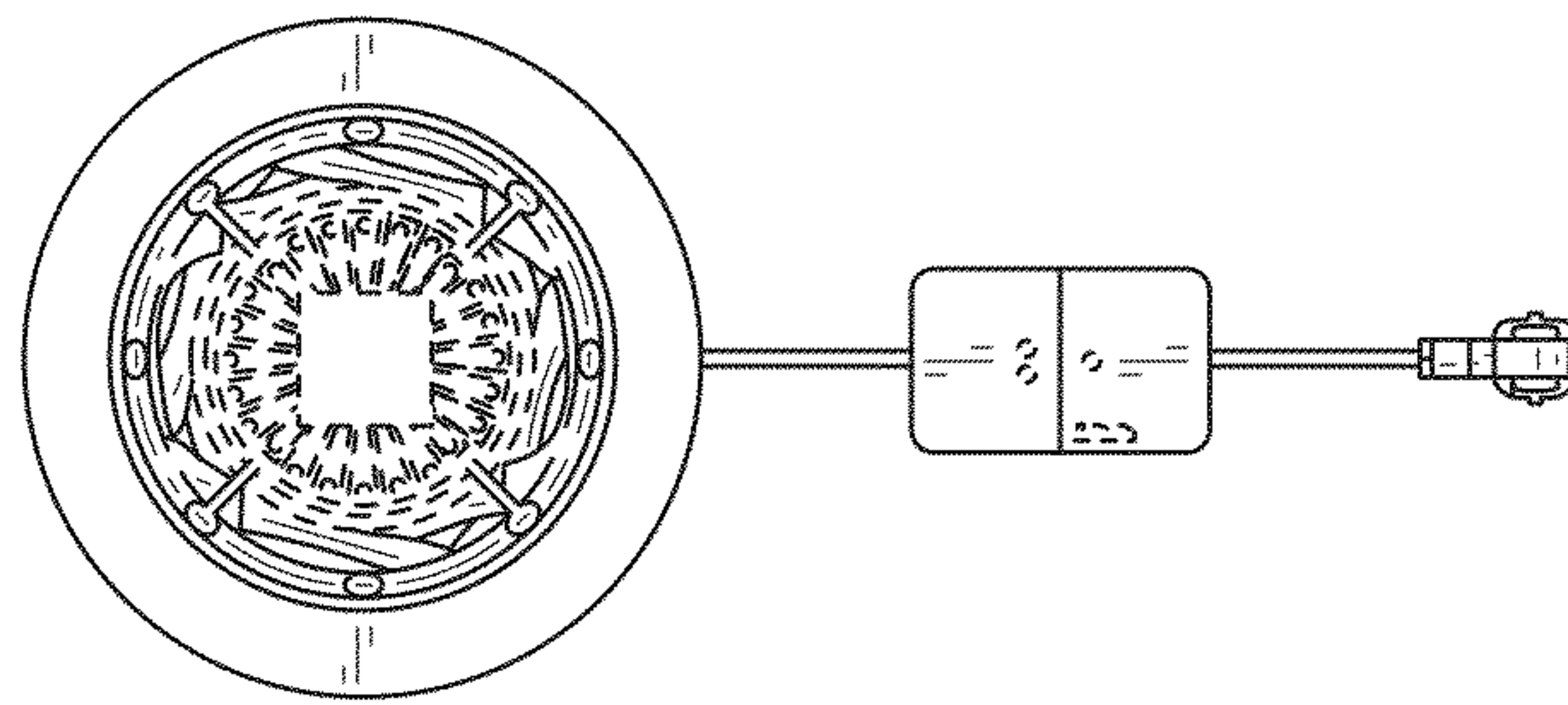


FIG. 6

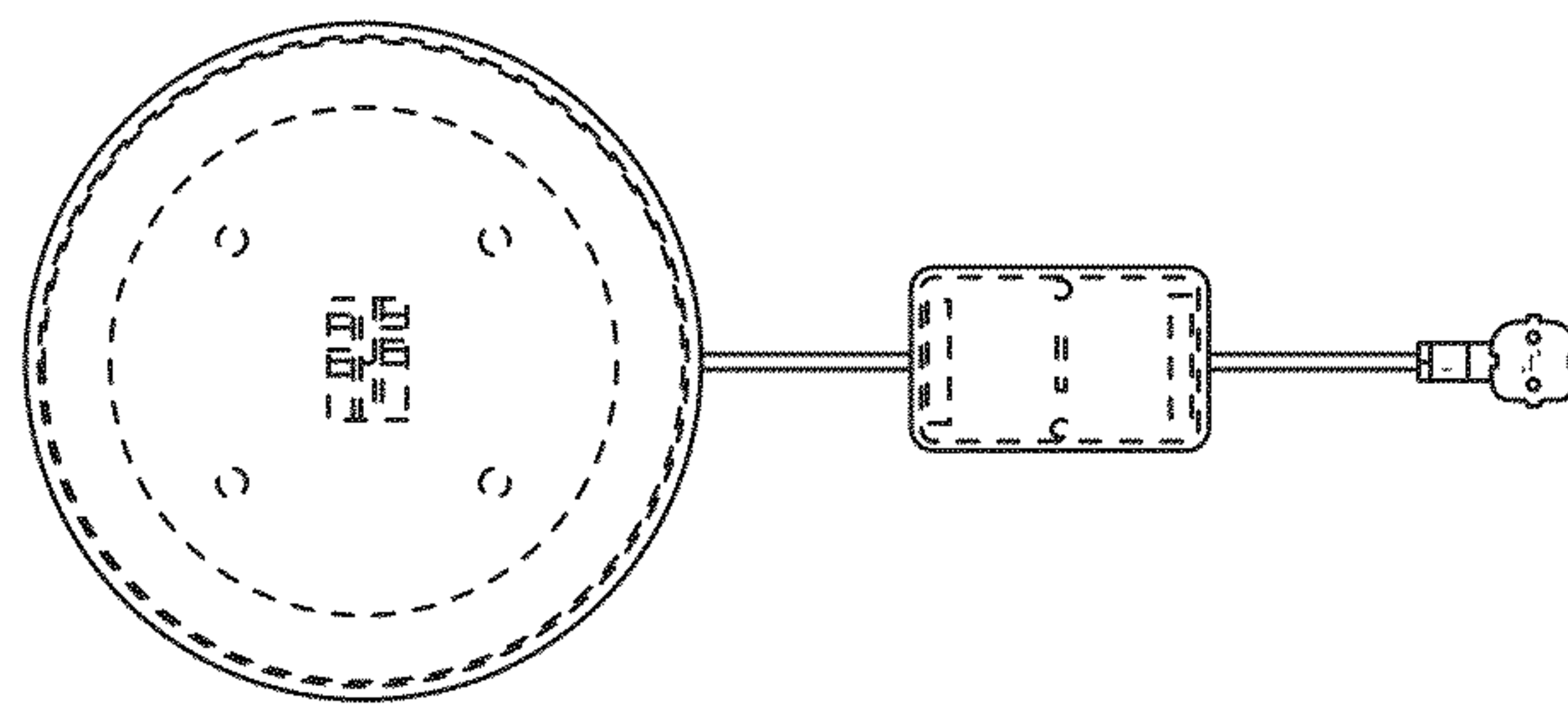


FIG. 7