



US00D751738S

(12) **United States Design Patent**  
**Rekow et al.**

(10) **Patent No.:** **US D751,738 S**  
(45) **Date of Patent:** **\*\* Mar. 15, 2016**

(54) **LIGHT BAR FOR A LIFT TRUCK**

(56) **References Cited**

(71) Applicant: **Crown Equipment Corporation**, New Bremen, OH (US)

U.S. PATENT DOCUMENTS

(72) Inventors: **Craig J. Rekow**, Troy, OH (US); **Trisha M. Luthman**, Covington, OH (US); **Michael P. Gallagher**, Greenville, OH (US); **Jason L. Seitz**, Decatur, IN (US)

|              |    |   |         |             |       |                      |
|--------------|----|---|---------|-------------|-------|----------------------|
| D295,084     | S  | * | 4/1988  | Weber       | ..... | D12/222              |
| D295,447     | S  | * | 4/1988  | Jones       | ..... | D26/35               |
| D483,888     | S  | * | 12/2003 | Pokorny     | ..... | D26/28               |
| D489,144     | S  | * | 4/2004  | Dalton, Jr. | ..... | D26/28               |
| D509,919     | S  | * | 9/2005  | Durgan      | ..... | D26/28               |
| D534,669     | S  | * | 1/2007  | Saward      | ..... | D10/114.1            |
| D576,754     | S  | * | 9/2008  | Wang        | ..... | D26/31               |
| 2015/0049482 | A1 | * | 2/2015  | Datz        | ..... | F21K 9/30<br>362/235 |

(73) Assignee: **Crown Equipment Corporation**, New Bremen, OH (US)

\* cited by examiner

(\*\*) Term: **14 Years**

*Primary Examiner* — Ian Simmons

(21) Appl. No.: **29/497,817**

*Assistant Examiner* — Harold Blackwell, II

(22) Filed: **Jul. 29, 2014**

(74) *Attorney, Agent, or Firm* — Stevens & Showalter, LLP

(51) **LOC (10) Cl.** ..... **26-06**

(57) **CLAIM**

The ornamental design for a light bar for a lift truck, as shown.

(52) **U.S. Cl.**  
USPC ..... **D26/28**

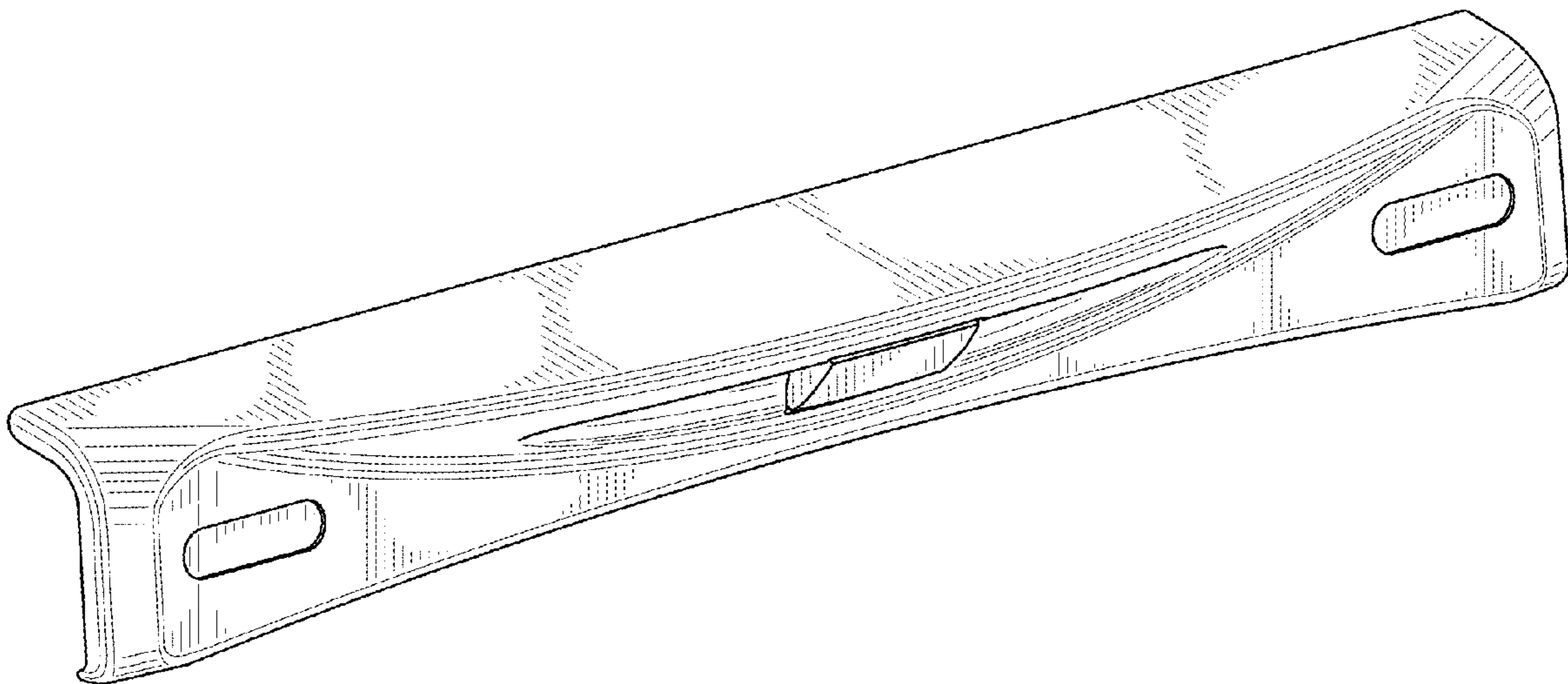
**DESCRIPTION**

(58) **Field of Classification Search**  
USPC ..... D26/9, 10, 12, 13, 15, 16, 24, 28, 51,  
D26/61, 72, 76, 80, 81, 85, 86, 88, 90, 113,  
D26/118–122, 128, 129, 138, 143, 144;  
362/459, 466, 475–476, 485, 487, 507,  
362/509; D10/114.3, 114.4  
CPC . F21Y 2111/002; F21Y 2101/02; B60Q 1/18;  
F21W 2101/02

FIG. 1 is a perspective view of the light bar;  
FIG. 2 is a rear elevational view thereof;  
FIG. 3 is a front elevational view thereof;  
FIG. 4 is a left elevational view thereof;  
FIG. 5 is a right elevational view thereof;  
FIG. 6 is a top view thereof; and,  
FIG. 7 is a bottom view thereof.

See application file for complete search history.

**1 Claim, 4 Drawing Sheets**



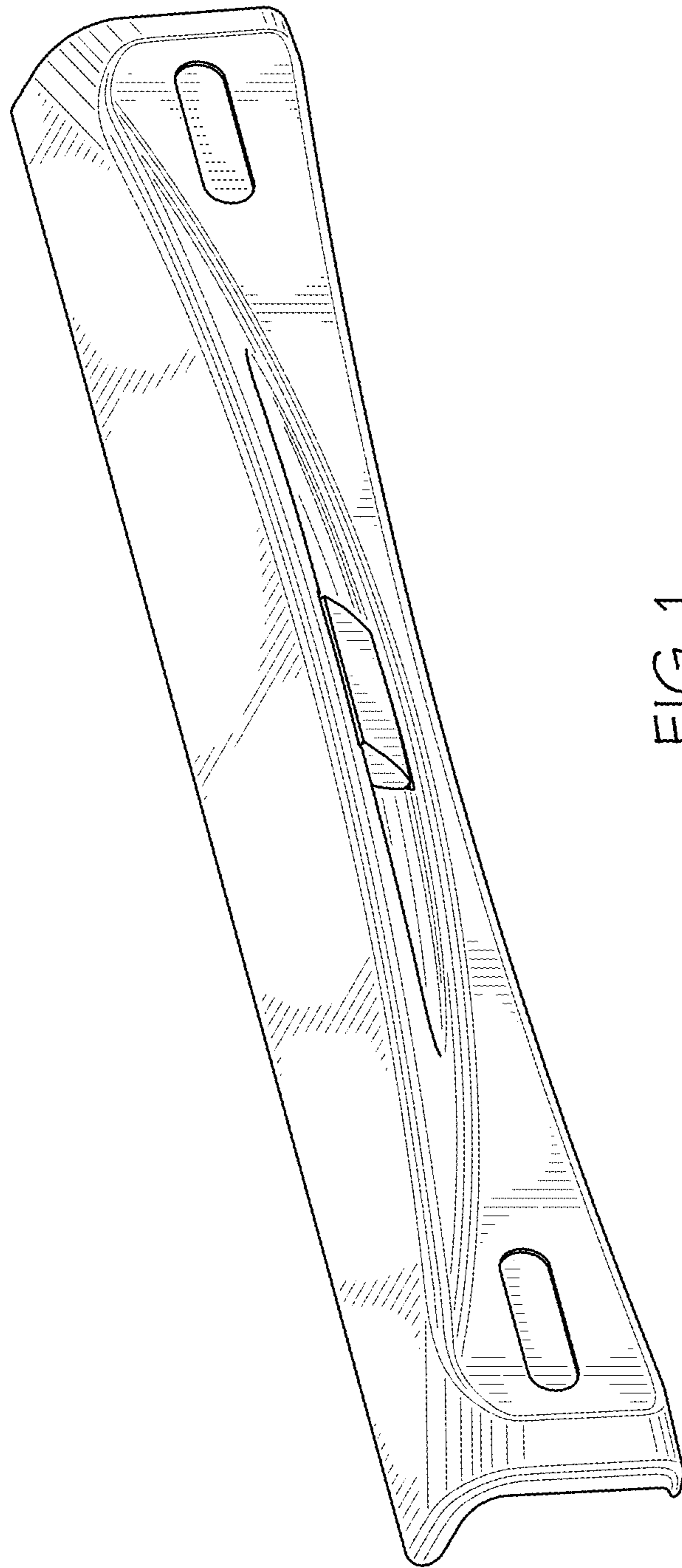


FIG. 1

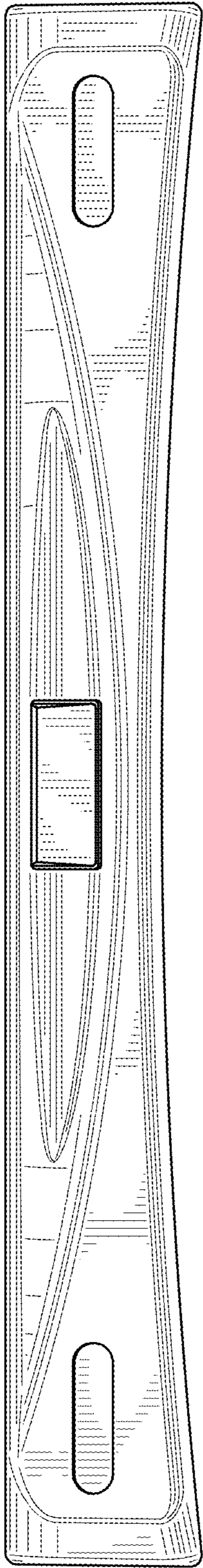


FIG. 2

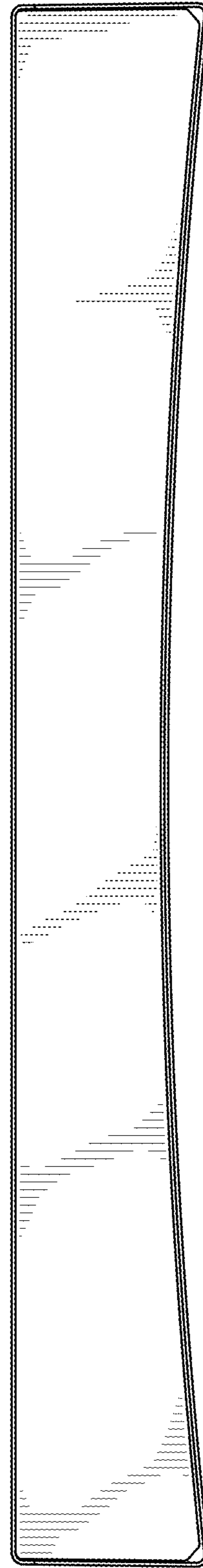


FIG. 3

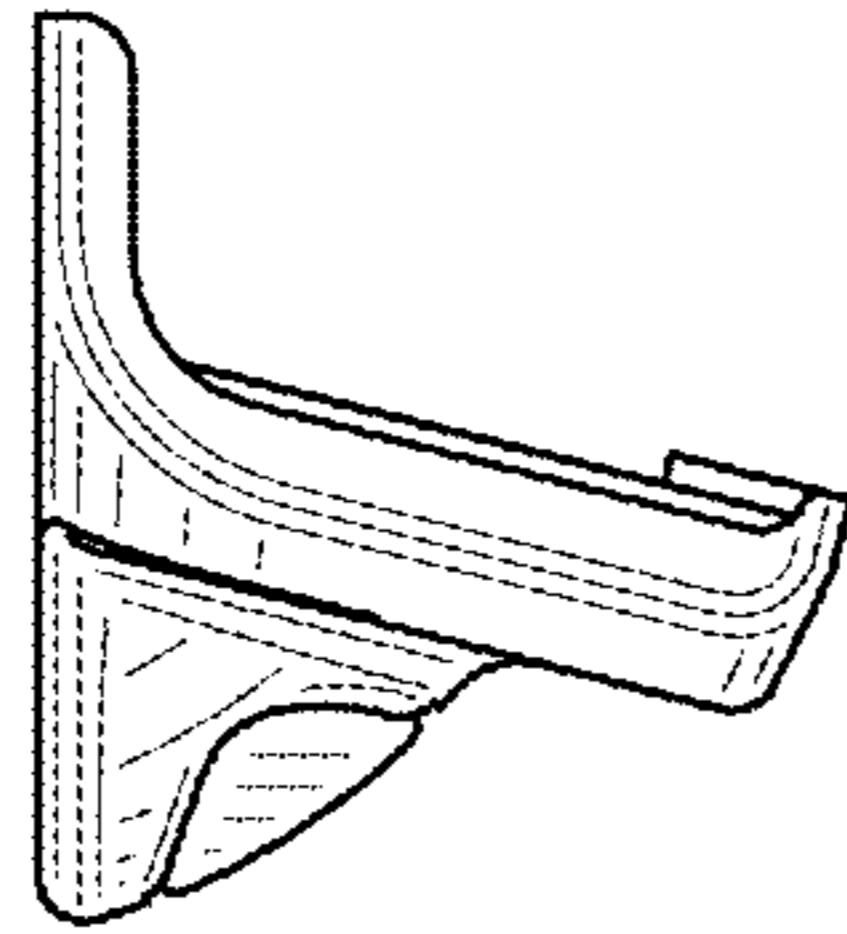


FIG. 5

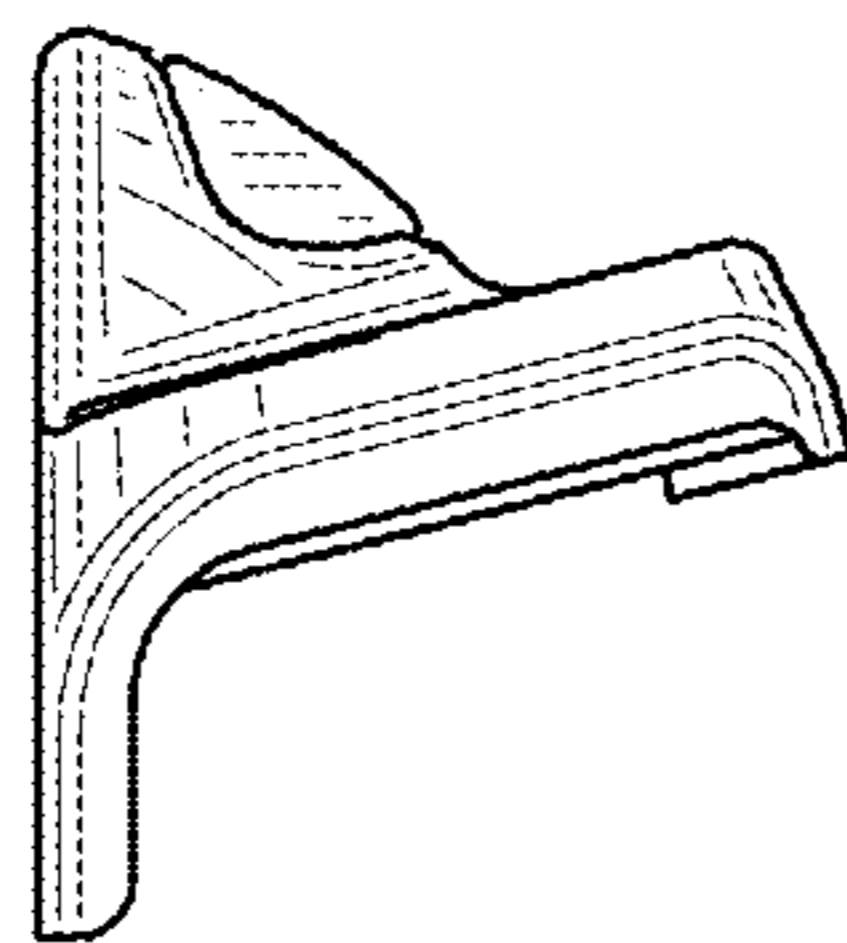


FIG. 4

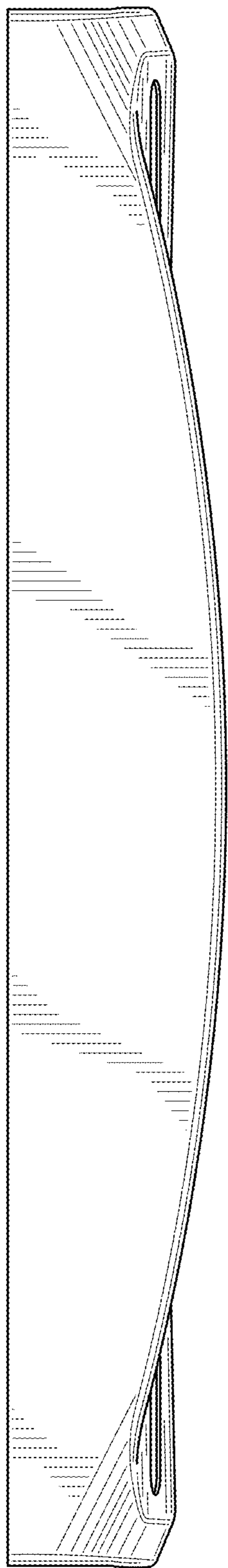


FIG. 6

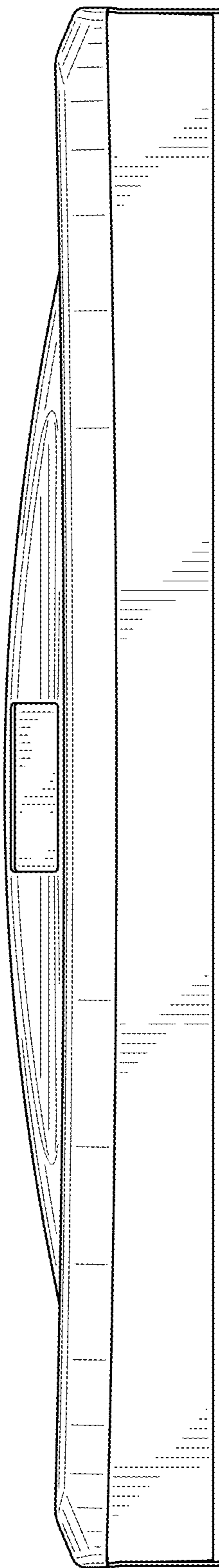


FIG. 7