

US00D751719S

(12) **United States Design Patent**
Davis

(10) **Patent No.:** **US D751,719 S**
(45) **Date of Patent:** **** Mar. 15, 2016**

- (54) **FOOT AND ANKLE STRETCHER**
- (71) Applicant: **SAE ORTHOPEDICS LLC**,
Naperville, IL (US)
- (72) Inventor: **James Michael Davis**, Carbondale, IL
(US)
- (73) Assignee: **SAE ORTHOPEDICS LLC**,
Naperville, IL (US)
- (**) Term: **14 Years**
- (21) Appl. No.: **29/520,090**
- (22) Filed: **Mar. 11, 2015**
- (51) **LOC (10) Cl.** **24-04**
- (52) **U.S. Cl.**
USPC **D24/188**
- (58) **Field of Classification Search**
USPC D24/188, 212, 213
CPC A61H 15/00; A63B 23/08; A63B 21/0552
See application file for complete search history.

D451,607 S *	12/2001	Chen	D24/213
7,322,946 B2 *	1/2008	Lev	A61H 15/0078
				601/112
D586,470 S *	2/2009	Warder	D24/211
D596,750 S *	7/2009	Lev	D24/212
8,241,232 B2 *	8/2012	Sanders	A61H 1/0266
				36/11.5
D736,397 S *	8/2015	McAviney	D24/200
D738,520 S *	9/2015	Lv	D24/211
D739,036 S *	9/2015	McAviney	D24/200
2004/0009850 A1 *	1/2004	Teff	A63B 21/0552
				482/79

* cited by examiner

Primary Examiner — Michael A Pratt
Assistant Examiner — Michelle E Wilson
(74) *Attorney, Agent, or Firm* — Stoll Keenon Ogden PLLC;
Rebecca Ann Krefft

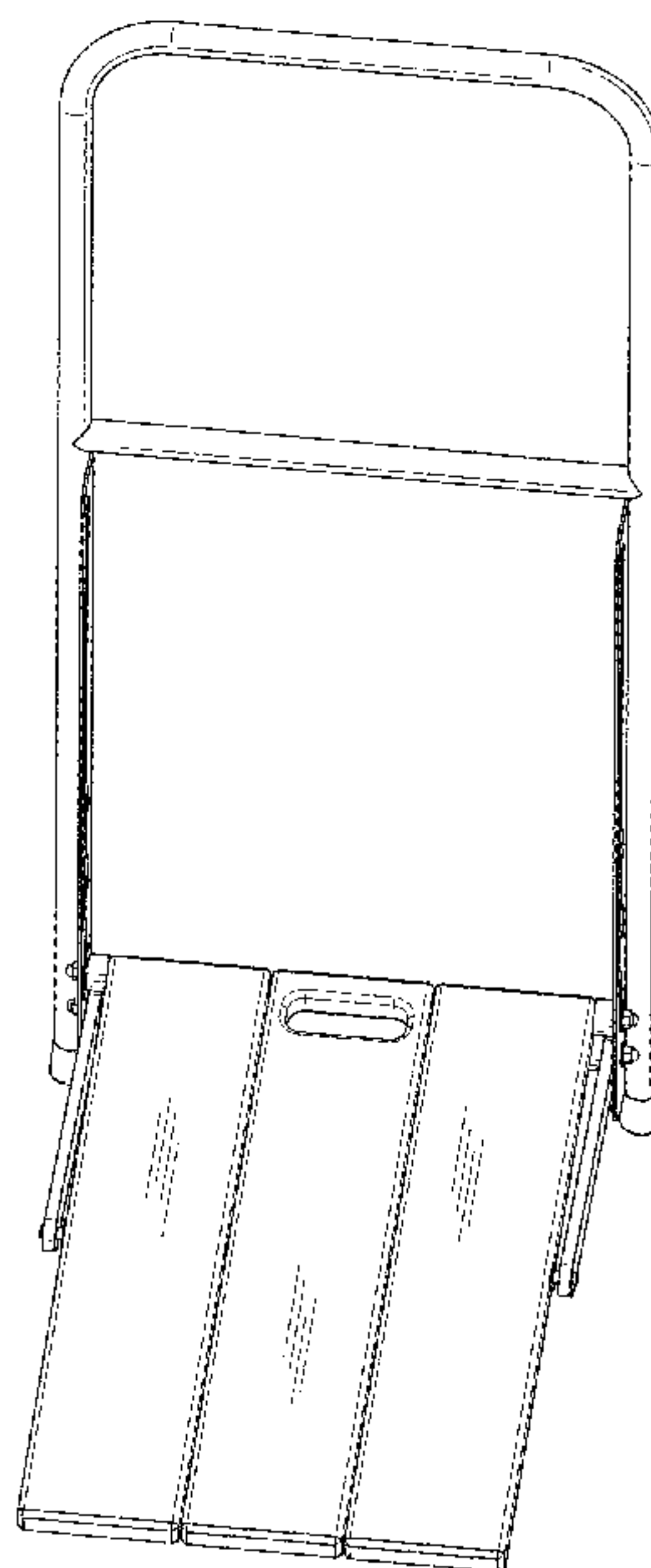
(57) **CLAIM**
The ornamental design for a foot and ankle stretcher, as shown and described.

DESCRIPTION

FIG. 1 is a front perspective view of a foot and ankle stretcher showing my new design;
FIG. 2 is a rear perspective view thereof;
FIG. 3 is a right side elevation view thereof, the left side view being a mirror image of the right side view;
FIG. 4 is a right side elevation view thereof shown in an alternate and second setting position, the left side view being a mirror image of the right side view;
FIG. 5 is a right side elevation view thereof shown in an alternate and third setting position, the left side view being a mirror image of the right side view; and,
FIG. 6 is a front elevation view thereof shown in an alternate and folded position.

1 Claim, 6 Drawing Sheets

- (56) **References Cited**
U.S. PATENT DOCUMENTS
- | | | | | |
|---------------|--------|-----------|-------|------------|
| 478,166 A * | 7/1892 | Madsen | | A63B 23/08 |
| | | | | 482/146 |
| 1,989,899 A * | 2/1935 | Vance | | A63B 23/10 |
| | | | | 482/79 |
| D140,145 S * | 1/1945 | Sadow | | D24/211 |
| 2,752,915 A * | 7/1956 | Riblet | | A61H 15/00 |
| | | | | 601/118 |
| 2,935,064 A * | 5/1960 | Moxley | | A61H 1/005 |
| | | | | 601/65 |
| D199,220 S * | 9/1964 | McNair | | D24/212 |
| D202,398 S * | 9/1965 | Moore | | D24/213 |
| D325,968 S * | 5/1992 | Nofsinger | | D21/685 |
| D388,879 S * | 1/1998 | Chang | | D24/212 |






FIG. 1




FIG. 2




FIG. 3

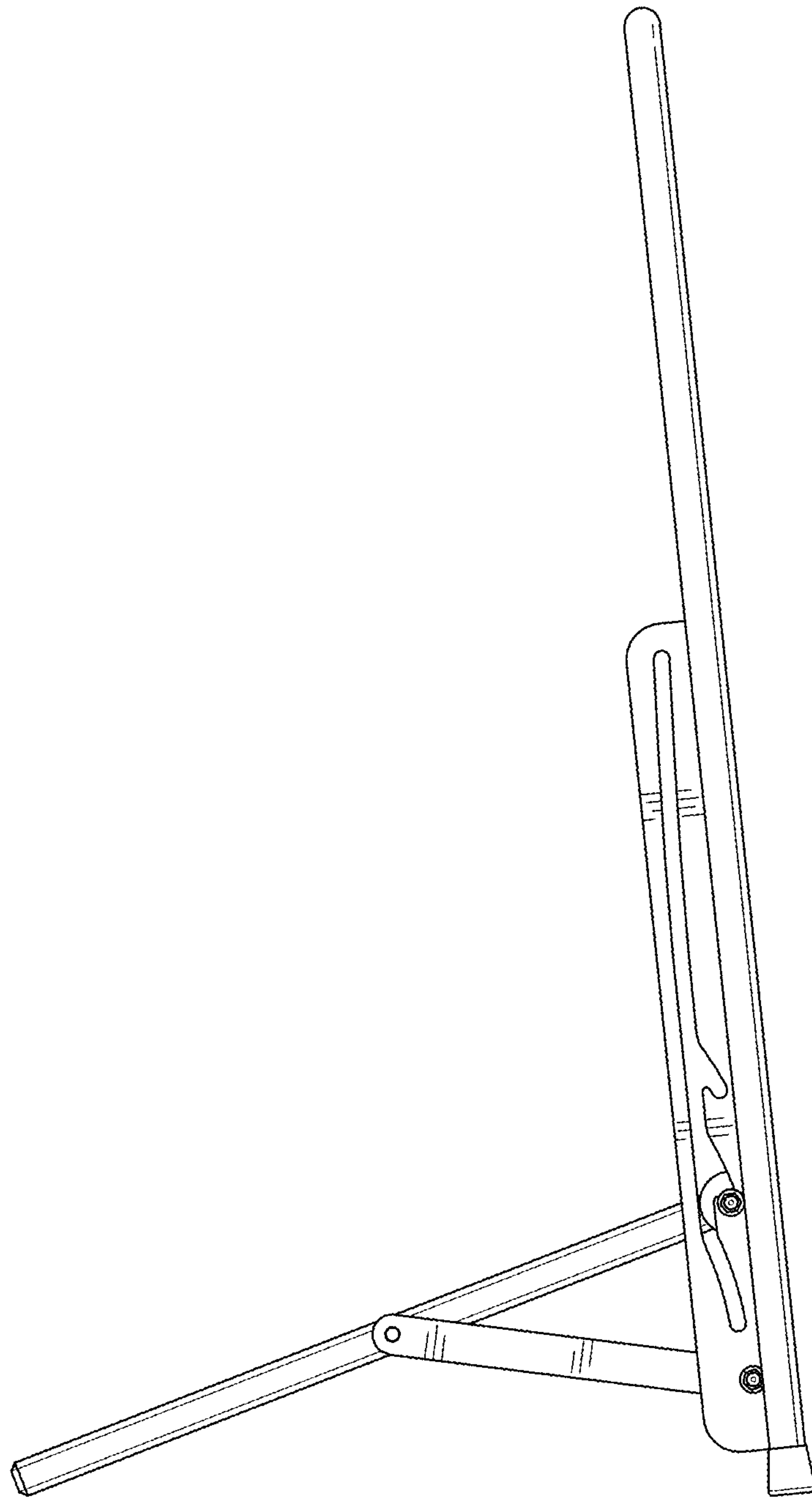


FIG. 4

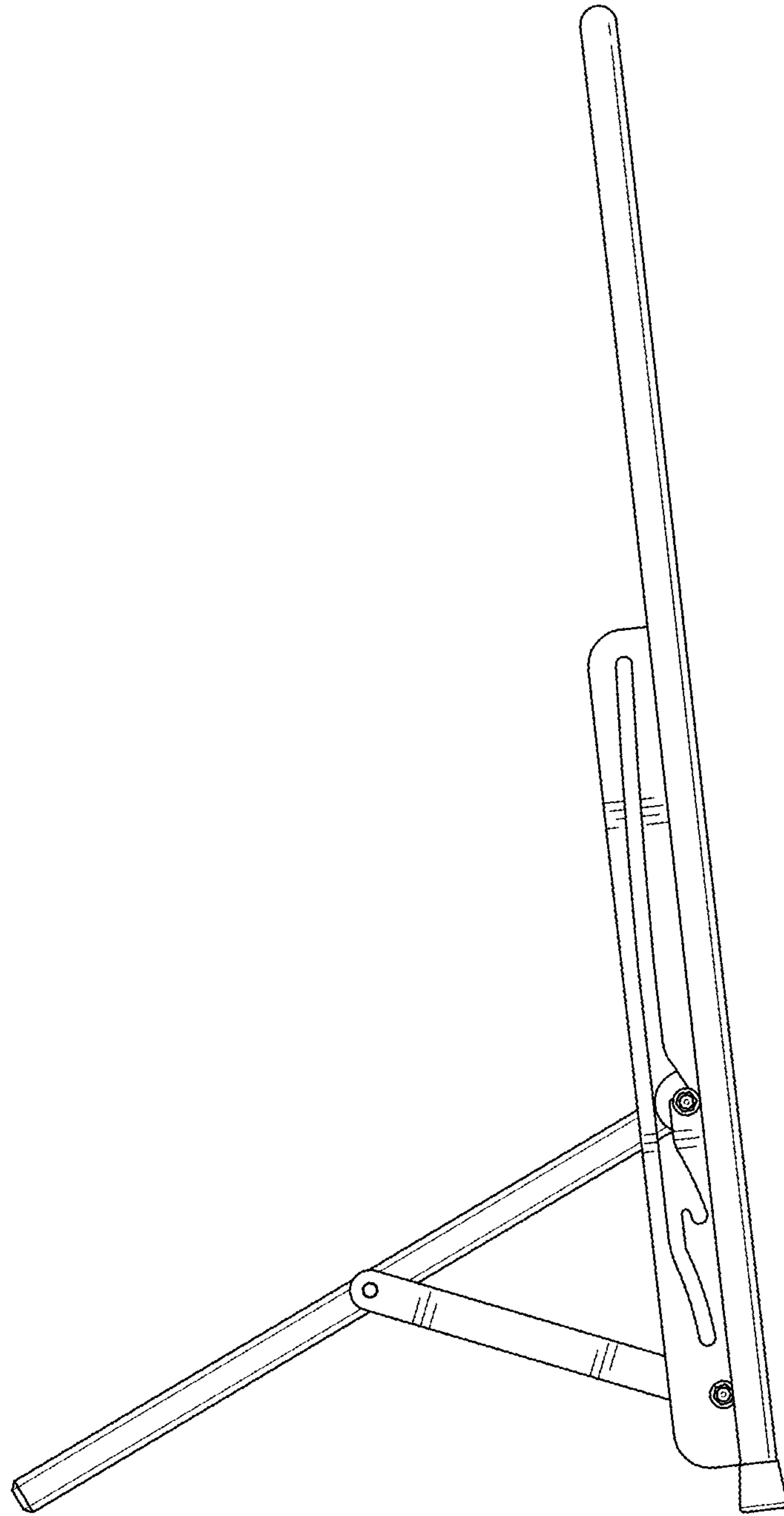


FIG. 5

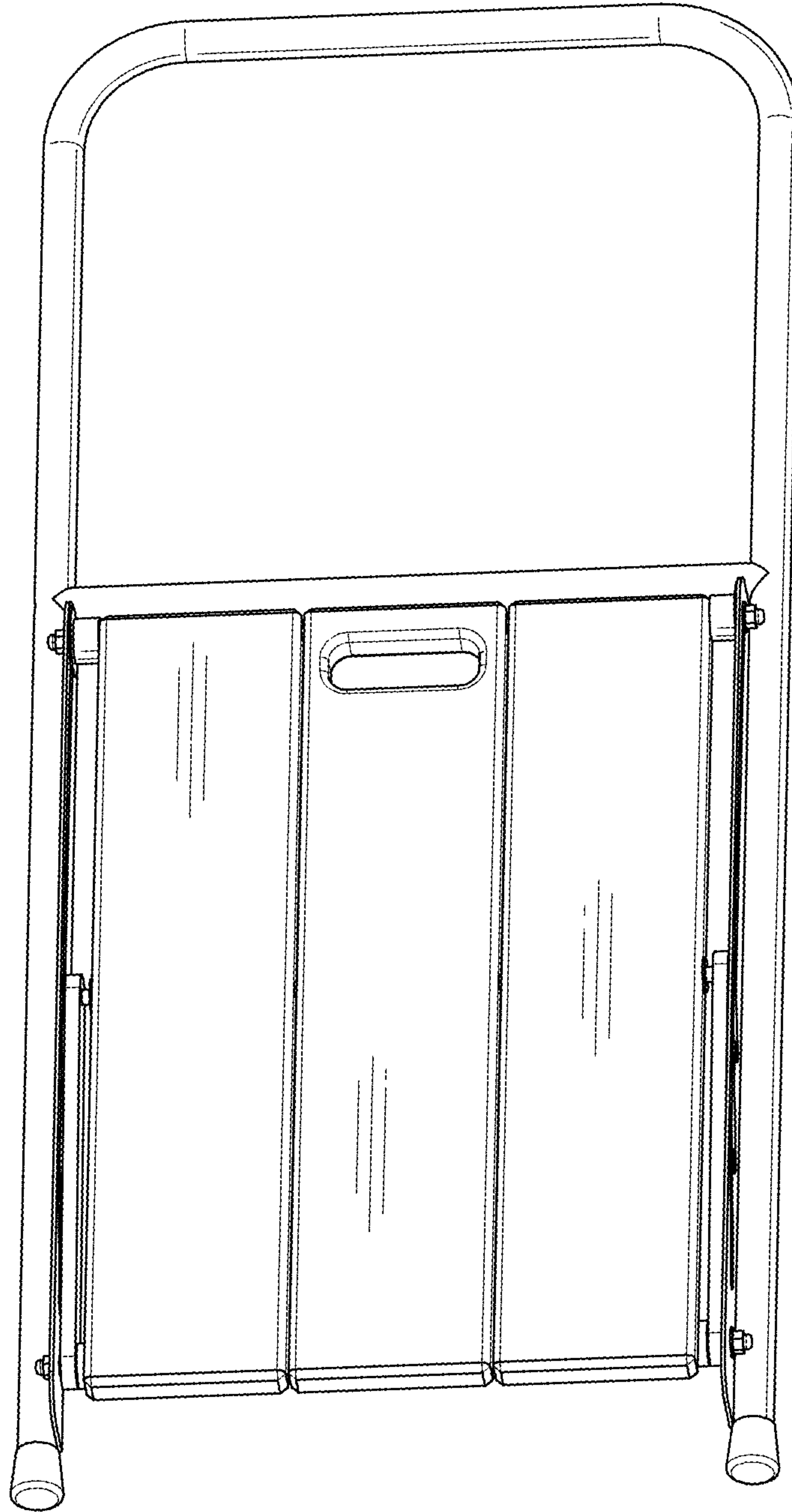


FIG. 6