



US00D751716S

(12) **United States Design Patent**
Mirzoyan

(10) **Patent No.:** **US D751,716 S**
(45) **Date of Patent:** **** Mar. 15, 2016**

(54) **INTRACORPOREAL ARTIFICIAL LUNG**
(71) Applicant: **Michael Mirzoyan**, Las Vegas, NV (US)
(72) Inventor: **Michael Mirzoyan**, Las Vegas, NV (US)
(**) Term: **14 Years**
(21) Appl. No.: **29/517,236**
(22) Filed: **Feb. 11, 2015**
(51) **LOC (10) Cl.** **24-00**
(52) **U.S. Cl.**
USPC **D24/164**
(58) **Field of Classification Search**
USPC D24/164, 110, 110.1, 169, 108, 155,
D24/186; 623/11.1, 9, 23.65; 128/DIG. 3,
128/200.24, 204.18, 200.14; 604/6.08, 26,
604/119; 434/262; D15/7; 600/484; 422/46;
261/DIG. 28
CPC ... A61M 1/32; A61M 1/1698; A61M 1/1678;
A61M 16/0069; A61M 1/0013; A61M 11/06;
A61M 1/101; A61M 1/3621; A61F 2/00;
A61F 2/2412; A61F 2/04; G09B 23/30;
A61B 5/0017
See application file for complete search history.

6,428,747 B1 * 8/2002 Dueri A61M 1/101
422/46
6,468,473 B1 * 10/2002 Lindsay A61M 1/3621
261/DIG. 28
6,723,283 B2 * 4/2004 Ghelli A61M 1/1698
128/DIG. 3
6,743,259 B2 * 6/2004 Ginn A61F 2/00
623/23.65
D499,179 S * 11/2004 Hui-Jung D24/110
6,921,267 B2 * 7/2005 van Oostrom G09B 23/30
434/262
D510,137 S * 9/2005 Lin D24/110
6,941,950 B2 * 9/2005 Wilson 128/200.24
D563,547 S * 3/2008 Klien D24/110
D571,012 S * 6/2008 Mitchell D24/164
D622,400 S * 8/2010 Freeman D24/186
D631,966 S * 2/2011 Perloff D24/155
D703,313 S * 4/2014 Ng D24/110.1
D708,733 S * 7/2014 Ng D24/110
D709,181 S * 7/2014 Henry D24/110.1
D724,198 S * 3/2015 Oostman D24/110.1
D724,231 S * 3/2015 Medart D24/169
D729,380 S * 5/2015 Abel D24/110
D731,639 S * 6/2015 Domanskis D24/110
D732,158 S * 6/2015 Salmon D24/110
D734,446 S * 7/2015 Salmon D24/108

(Continued)

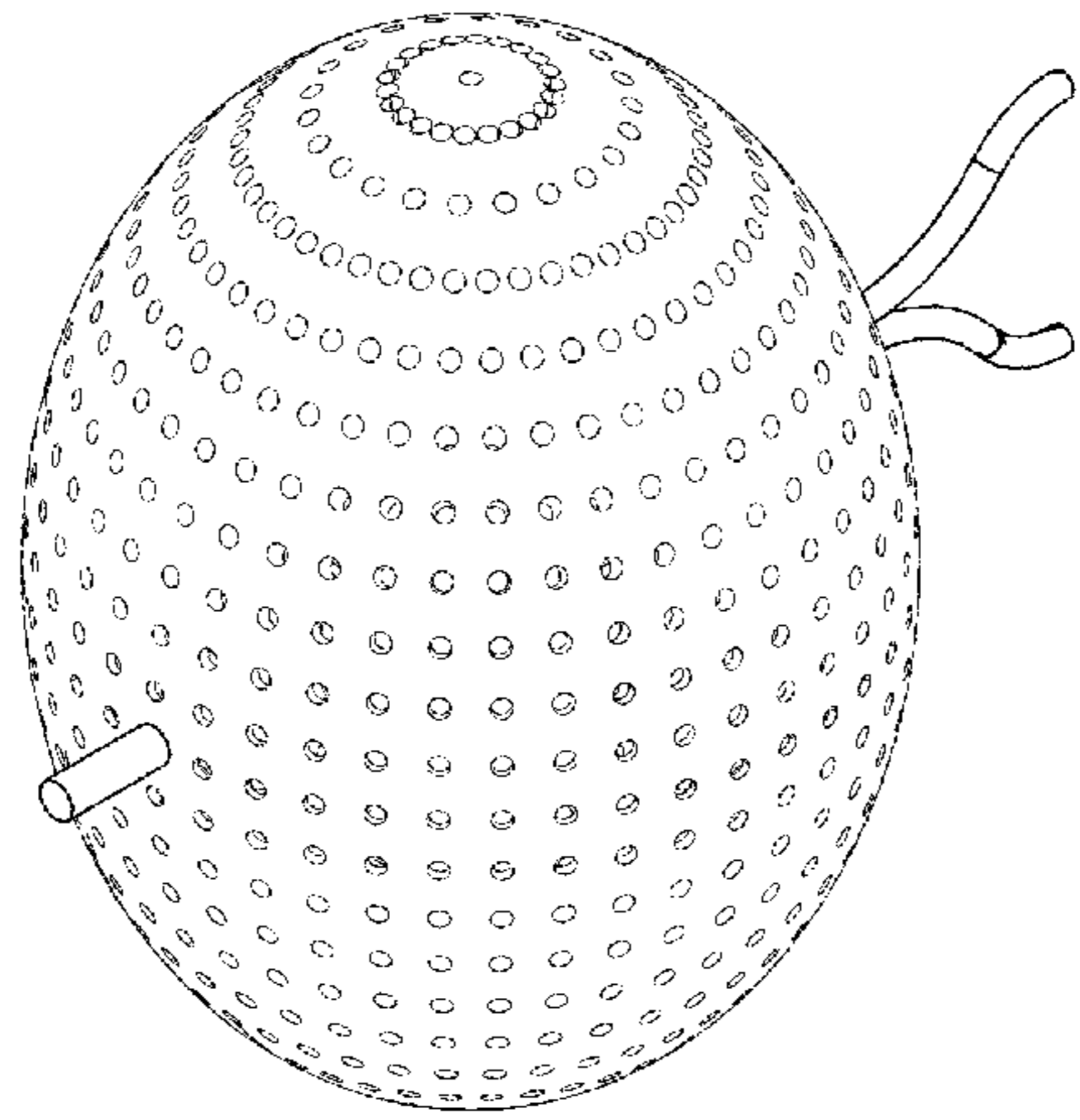
Primary Examiner — Holly Baynham
Assistant Examiner — Rhea Shields

(56) **References Cited**
U.S. PATENT DOCUMENTS
2,659,368 A * 11/1953 Gibbon, Jr. A61M 1/32
128/DIG. 3
4,231,988 A * 11/1980 Kurata A61M 1/32
128/DIG. 3
D279,705 S * 7/1985 Wada D24/164
D280,340 S * 8/1985 Wada D24/164
D309,011 S * 7/1990 Arioka D15/7
4,981,139 A * 1/1991 Pfohl A61B 5/0017
600/484
5,117,819 A * 6/1992 Servidio A61M 16/0069
128/204.18
D344,337 S * 2/1994 Mayer D24/164
5,382,244 A * 1/1995 Telang A61M 1/0013
604/119
5,853,002 A * 12/1998 Kawasaki A61M 11/06
128/200.14

(57) **CLAIM**
The ornamental design for an intracorporeal artificial lung, as shown and described.

DESCRIPTION
FIG. 1 is a perspective view of the intracorporeal artificial lung installed on a truck;
FIG. 2 is a top view of the intracorporeal artificial lung installed on a truck;
FIG. 3 is a front view of the intracorporeal artificial lung;
FIG. 4 is a rear view of the intracorporeal artificial lung;
FIG. 5 is a left side view of the intracorporeal artificial lung;
FIG. 6 is a right side view of the intracorporeal artificial lung;
and,
FIG. 7 is a bottom view of the intracorporeal artificial lung.

1 Claim, 4 Drawing Sheets



US D751,716 S

Page 2

(56)

References Cited

U.S. PATENT DOCUMENTS

D737,954 S * 9/2015 Knell D24/110
D738,488 S * 9/2015 Formica D24/110
2002/0143397 A1* 10/2002 von Segesser A61F 2/04
623/9

2003/0074062 A1* 4/2003 Monzyk A61M 1/32
623/11.11
2004/0243051 A1* 12/2004 Monzyk A61M 1/32
604/6.08
2010/0331767 A1* 12/2010 Frankowski A61M 1/1678
604/26

* cited by examiner

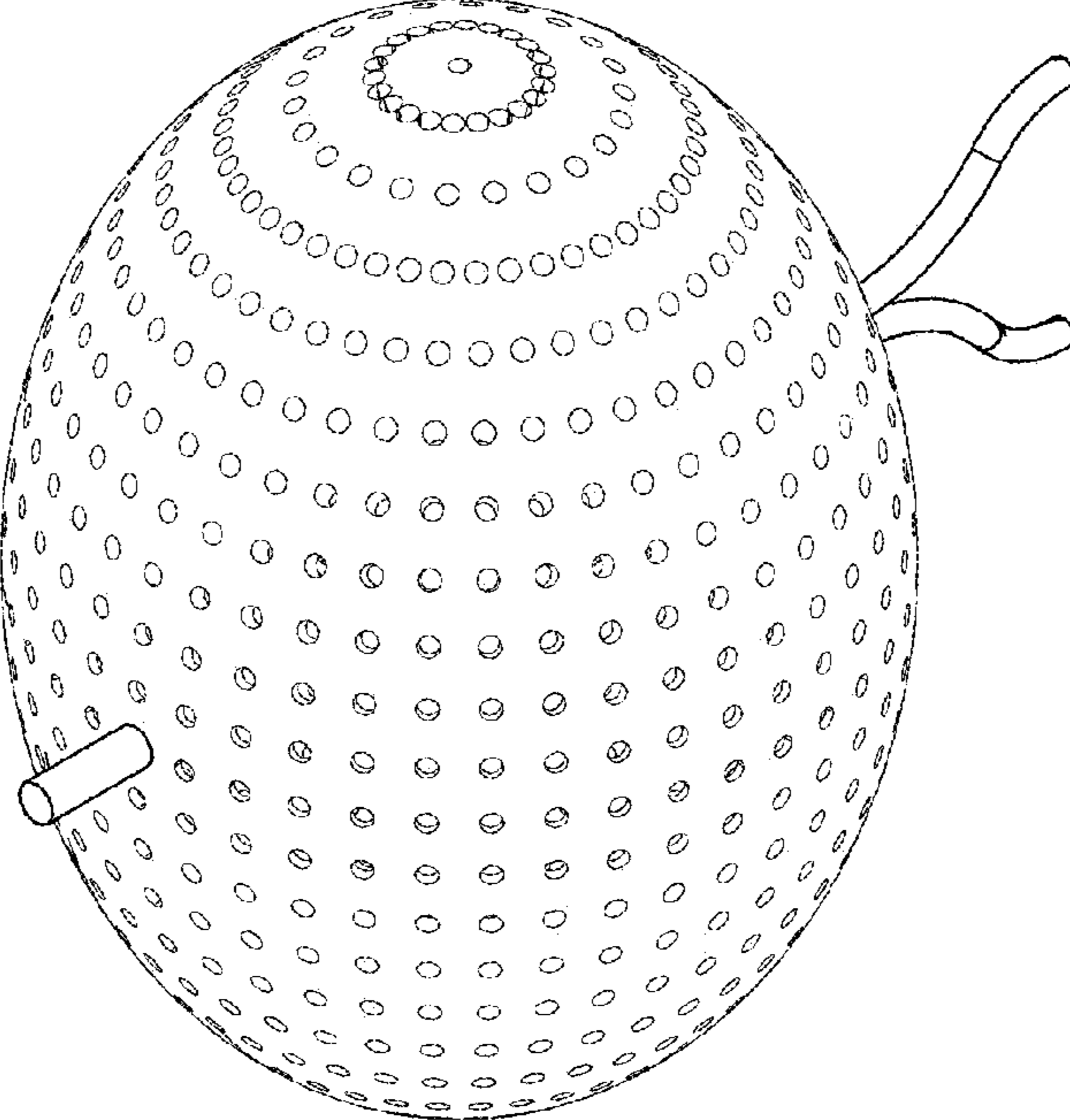


FIG. 1

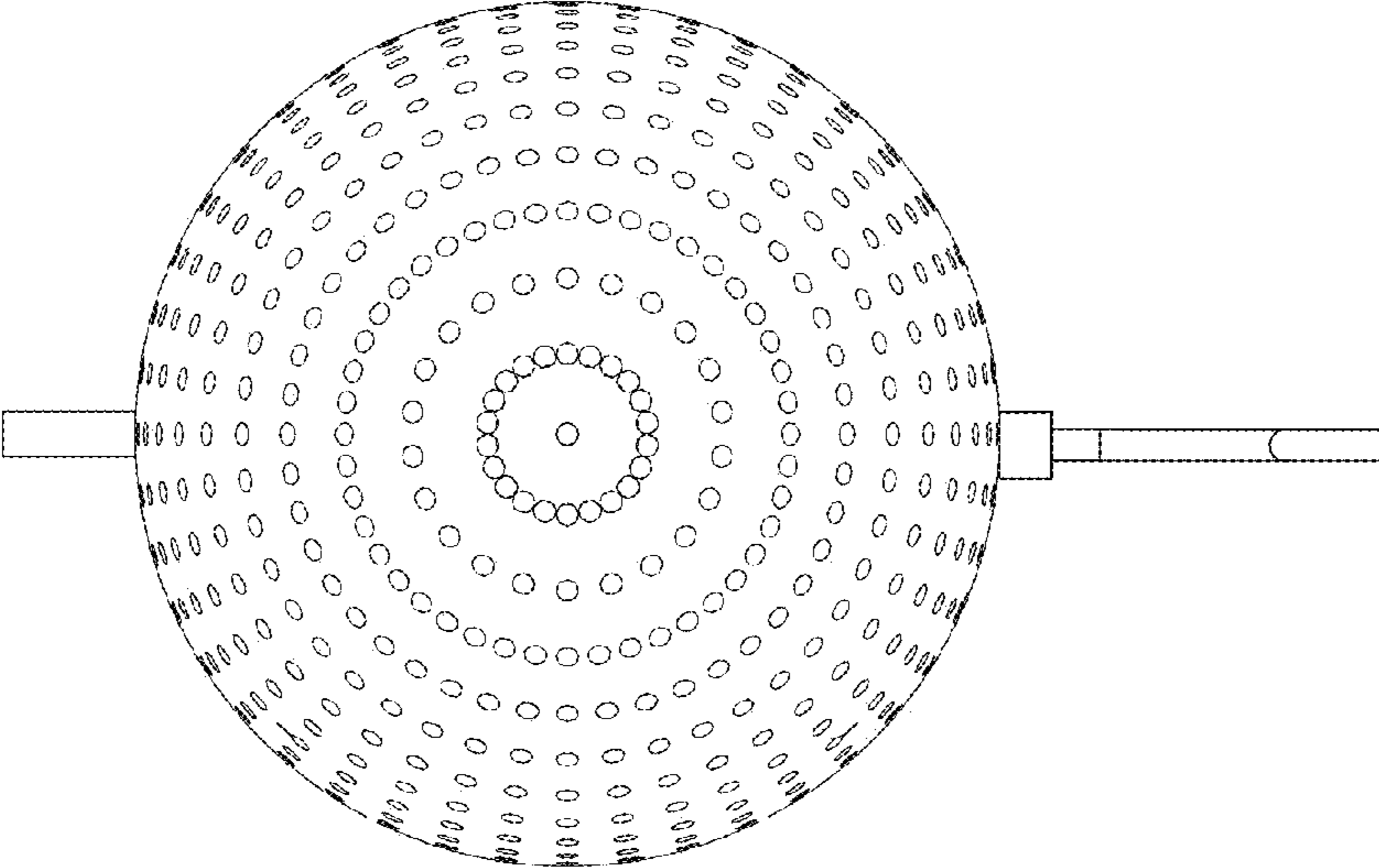


FIG. 2

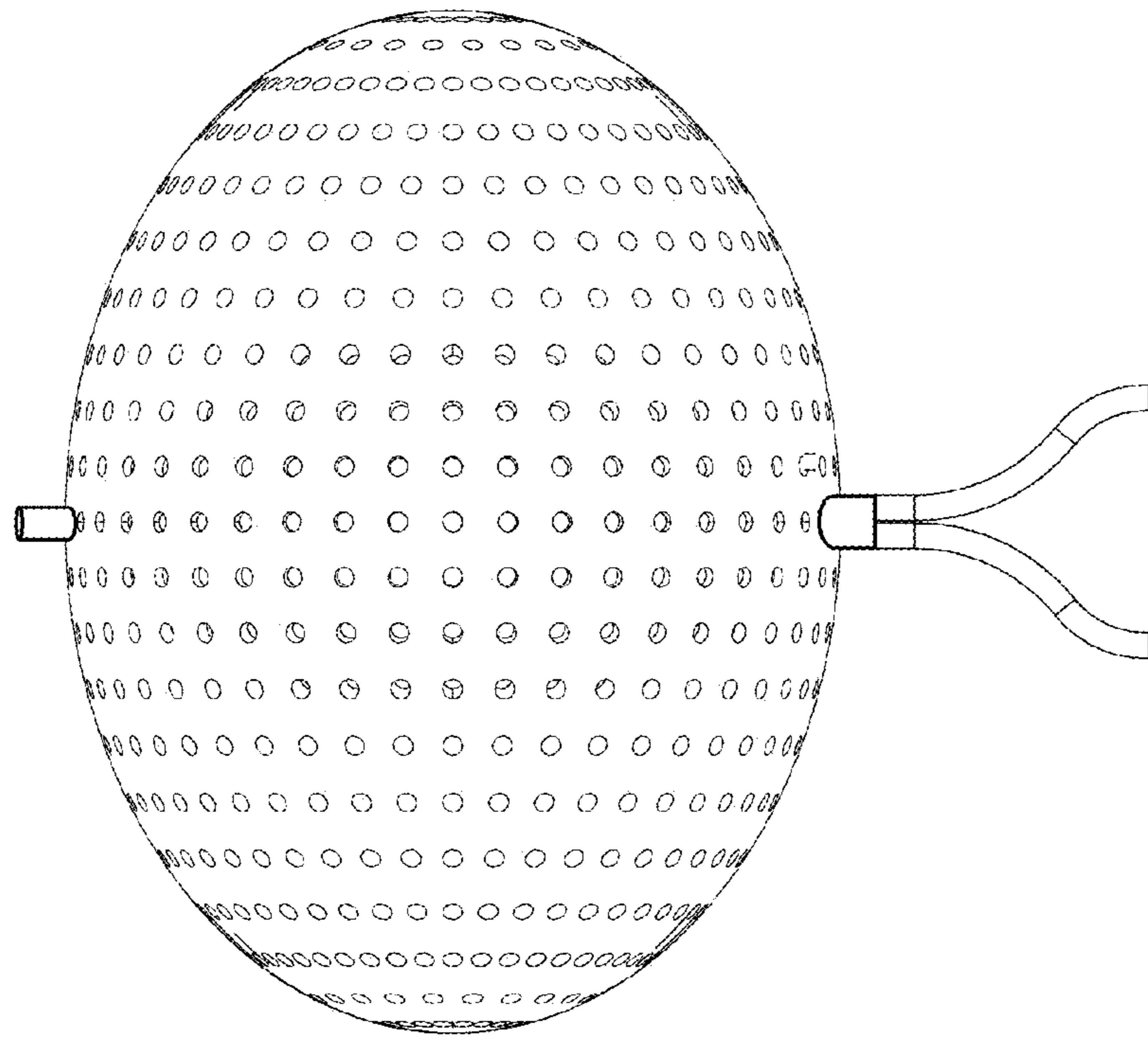


FIG. 3

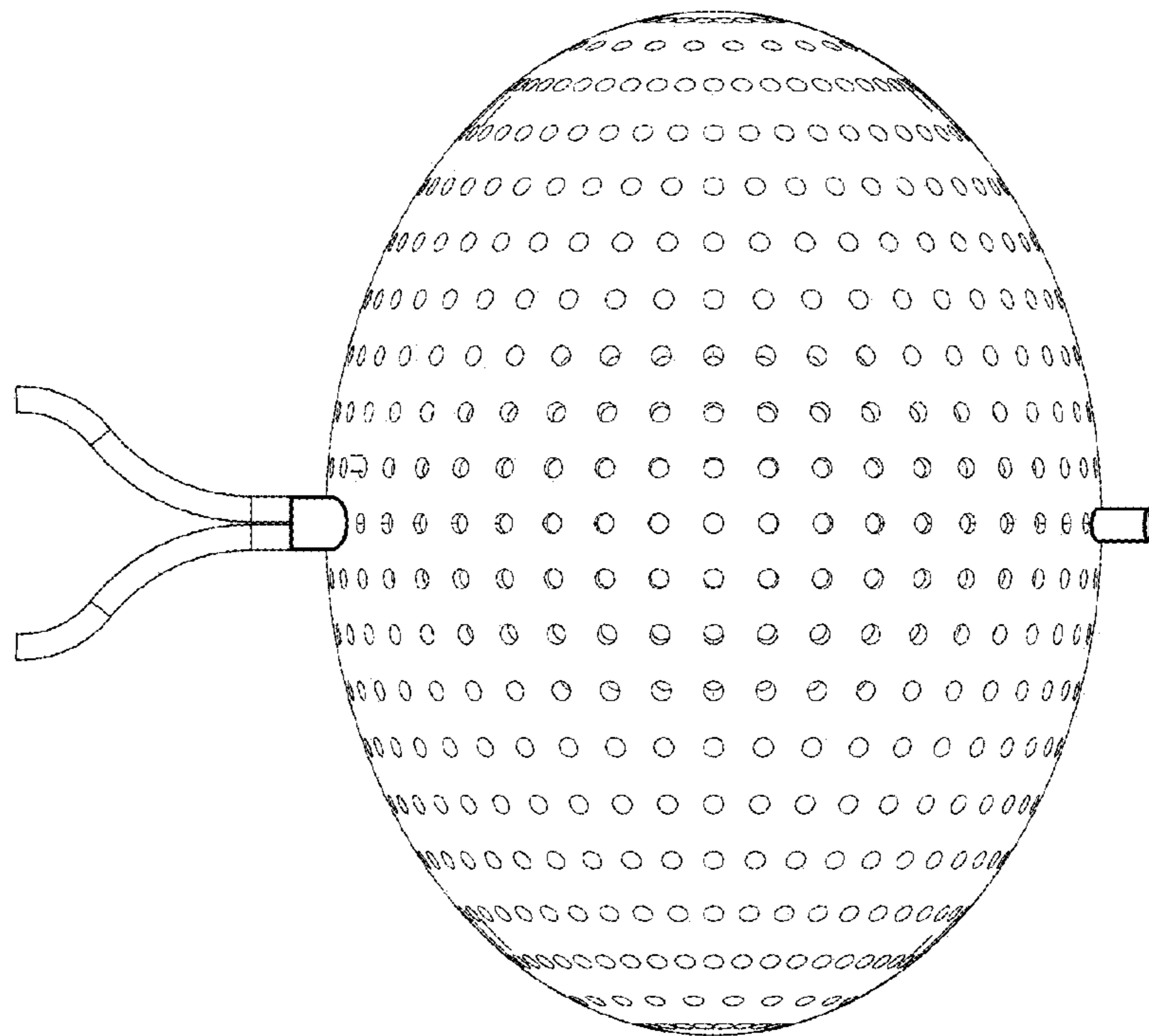


FIG. 4

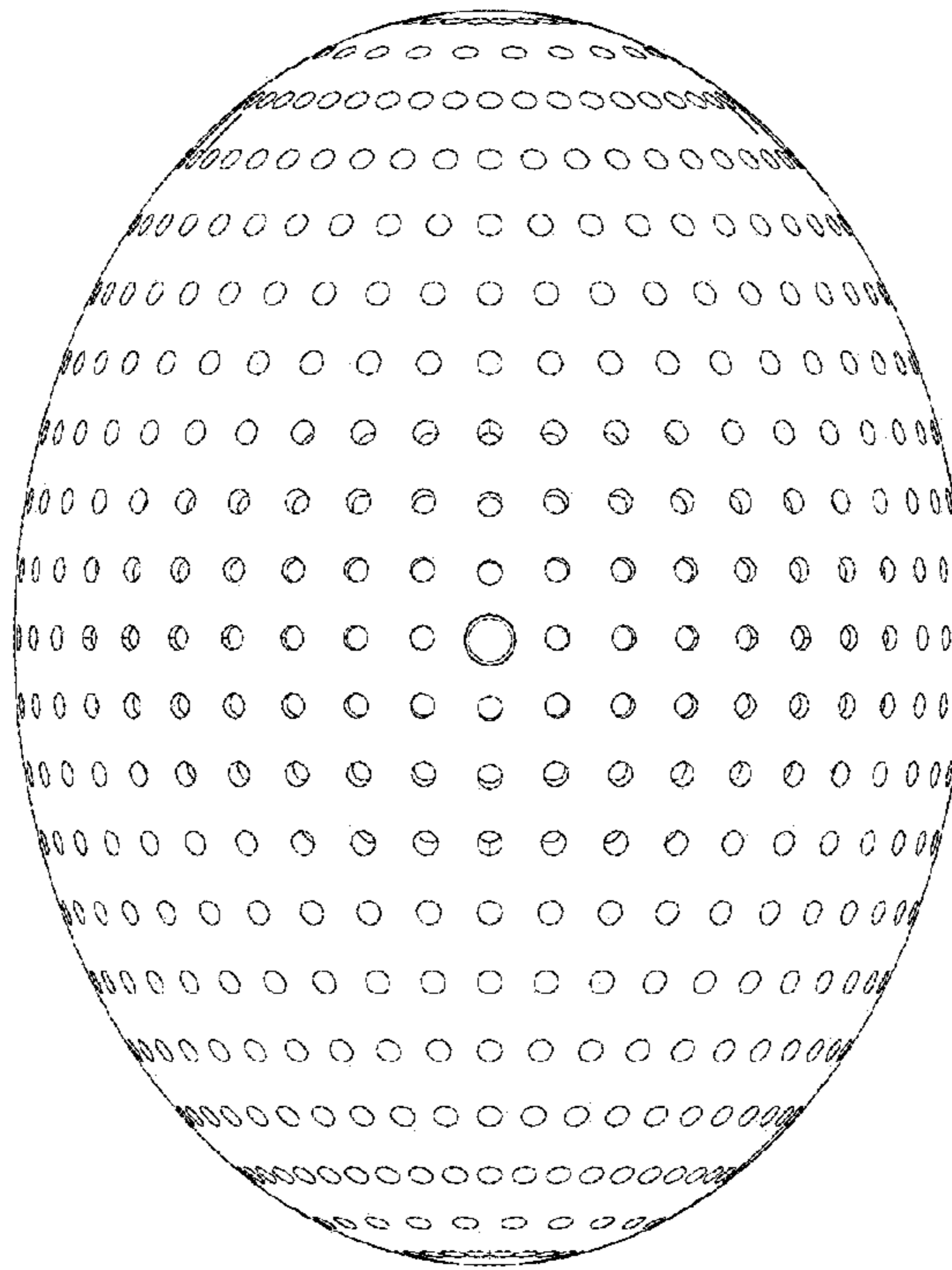


FIG. 5

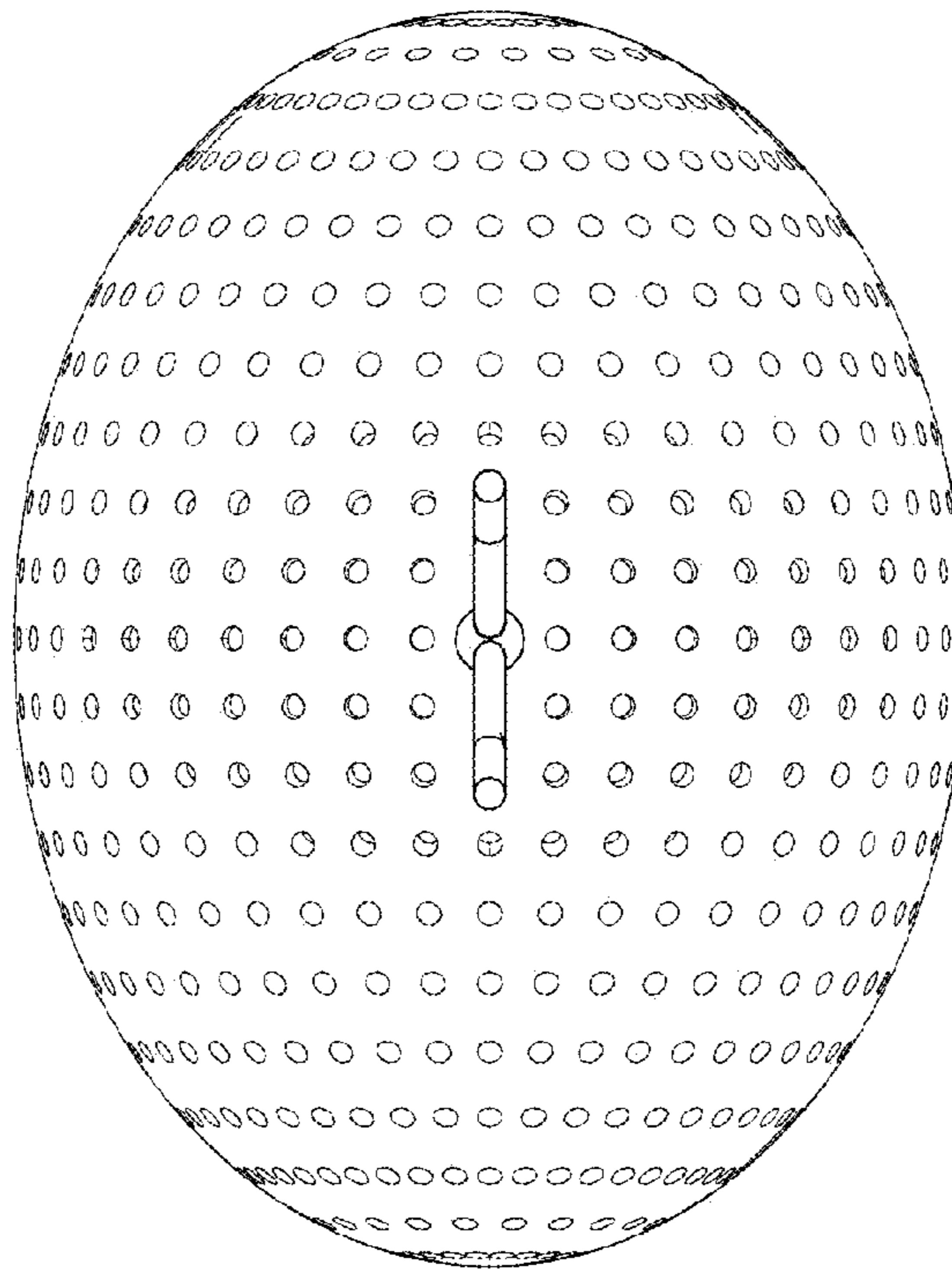


FIG. 6

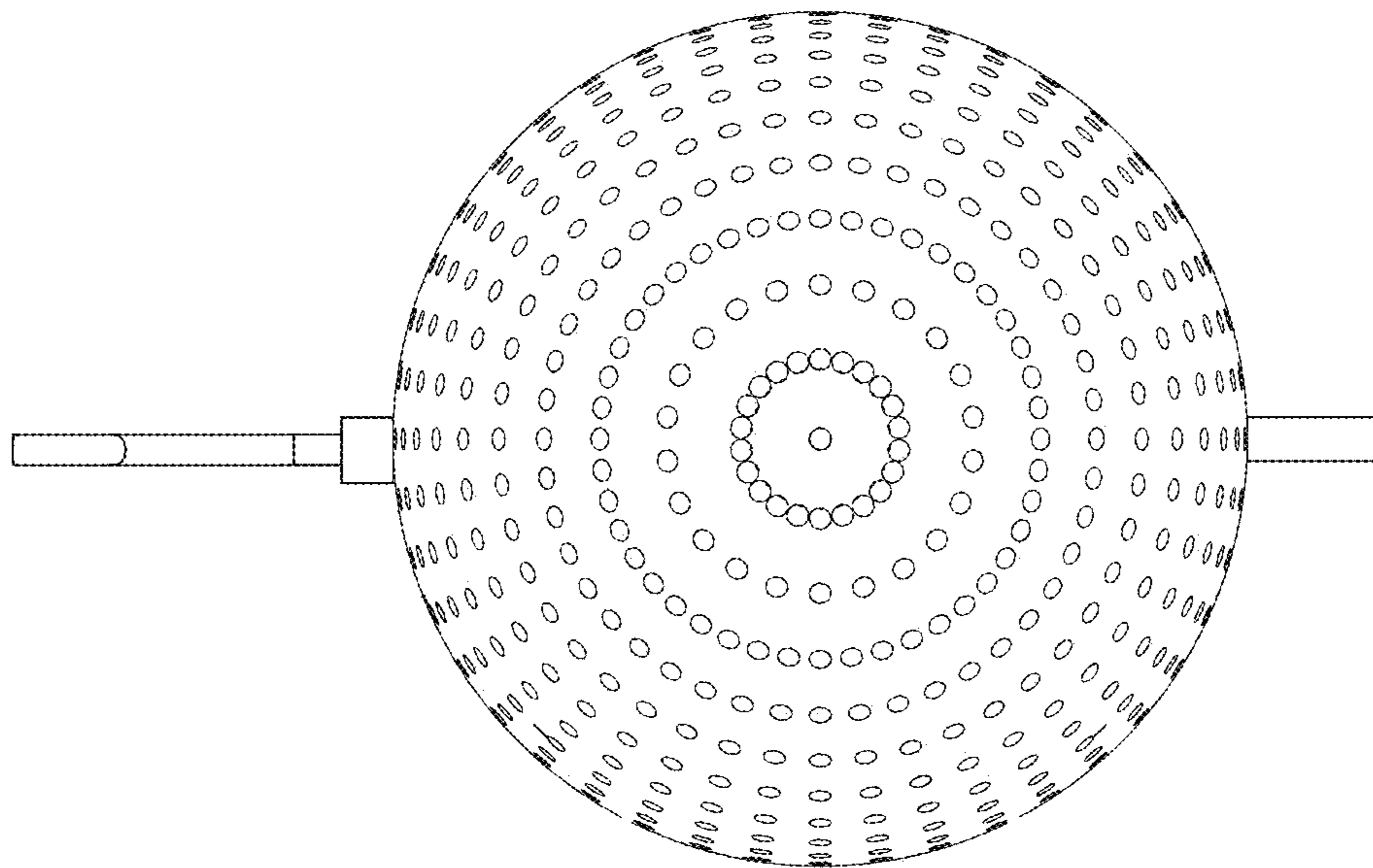


FIG. 7