

US00D751681S

(12) **United States Design Patent**
Hanks

(10) **Patent No.:** **US D751,681 S**

(45) **Date of Patent:** **** Mar. 15, 2016**

(54) **FURNACE VIEWING WINDOW**

(56) **References Cited**

(71) Applicant: **TRANE INTERNATIONAL INC.**,
Piscataway, NJ (US)

U.S. PATENT DOCUMENTS

(72) Inventor: **Andrew Hamilton Hanks**, Tyler, TX
(US)

5,243,161	A *	9/1993	Cox et al.	200/308
D692,542	S *	10/2013	Robinet et al.	D23/329
D703,157	S *	4/2014	Parsons et al.	D13/164
2012/0276836	A1 *	11/2012	Stewart et al.	454/251
2013/0139803	A1 *	6/2013	Robinet et al.	126/114
2015/0033776	A1 *	2/2015	Mercer et al.	62/89

(73) Assignee: **TRANE INTERNATIONAL INC.**,
Davidson, NC (US)

* cited by examiner

(**) Term: **14 Years**

Primary Examiner — T. Chase Nelson

Assistant Examiner — Ania Aman

(21) Appl. No.: **29/509,195**

(74) *Attorney, Agent, or Firm* — Hamre, Schumann, Mueller & Larson, P.C.

(22) Filed: **Nov. 14, 2014**

(57) **CLAIM**

The ornamental design for a furnace viewing window, as shown and described.

(51) **LOC (10) Cl.** **23-03**

DESCRIPTION

(52) **U.S. Cl.**

USPC **D23/329**

(58) **Field of Classification Search**

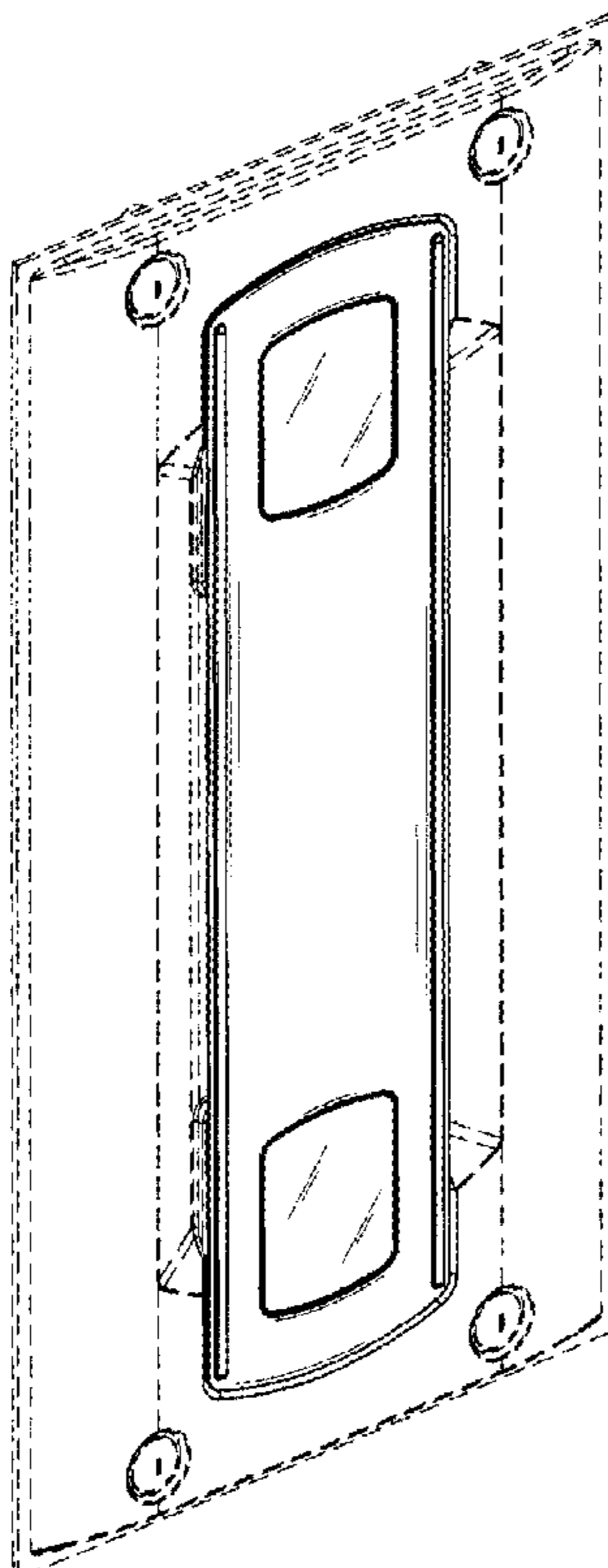
USPC D23/314, 322, 329, 326, 317, 320;
373/119; 219/400; 432/148, 176, 77;
126/114; 220/4.02; 55/481; D25/48.7;
49/502, 391, 166, 40

CPC F24H 9/02; F24H 6/00

See application file for complete search history.

FIG. 1 is a front perspective view of a furnace viewing window showing my new design; FIG. 2 is a front view thereof; FIG. 3 is a back view thereof; FIG. 4 is a left side view thereof; FIG. 5 is a right side view thereof; FIG. 6 is a top side view thereof; and, FIG. 7 is a bottom side view thereof. The broken line shown in the drawings are for the purpose of illustrating portions of the article and form no part of the claimed design.

1 Claim, 5 Drawing Sheets



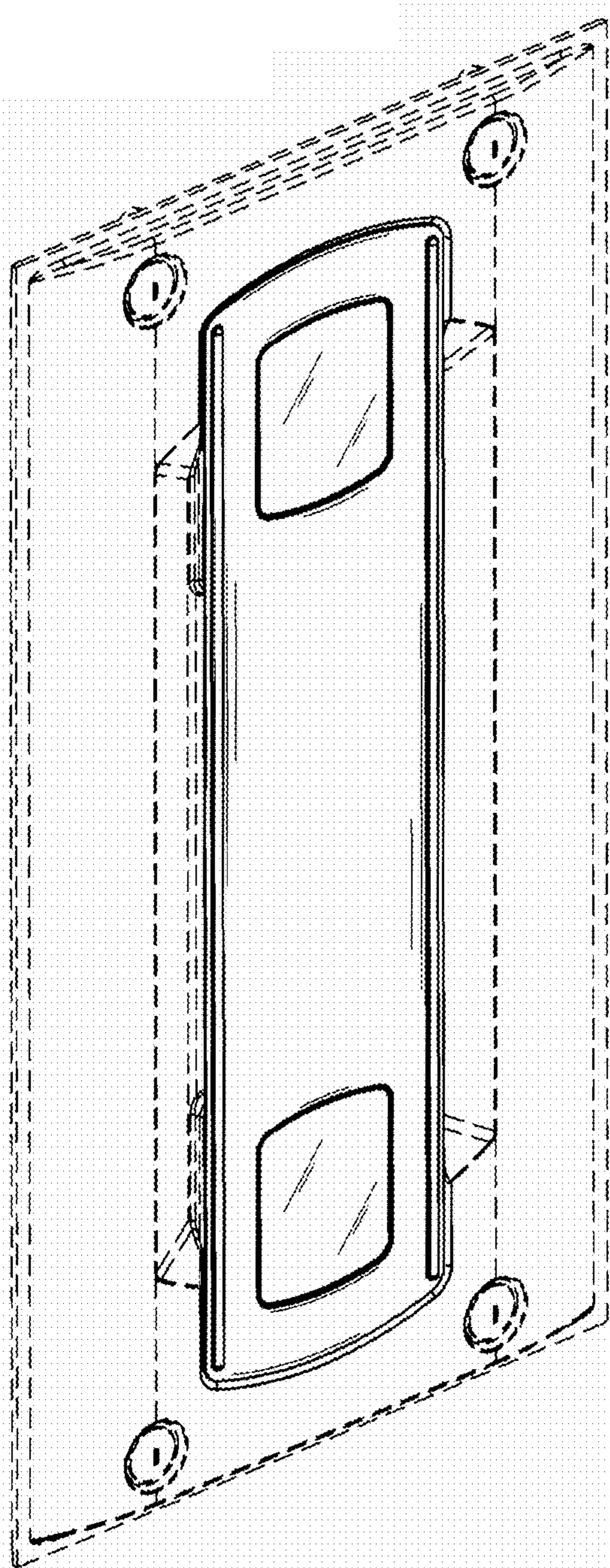


FIG. 1

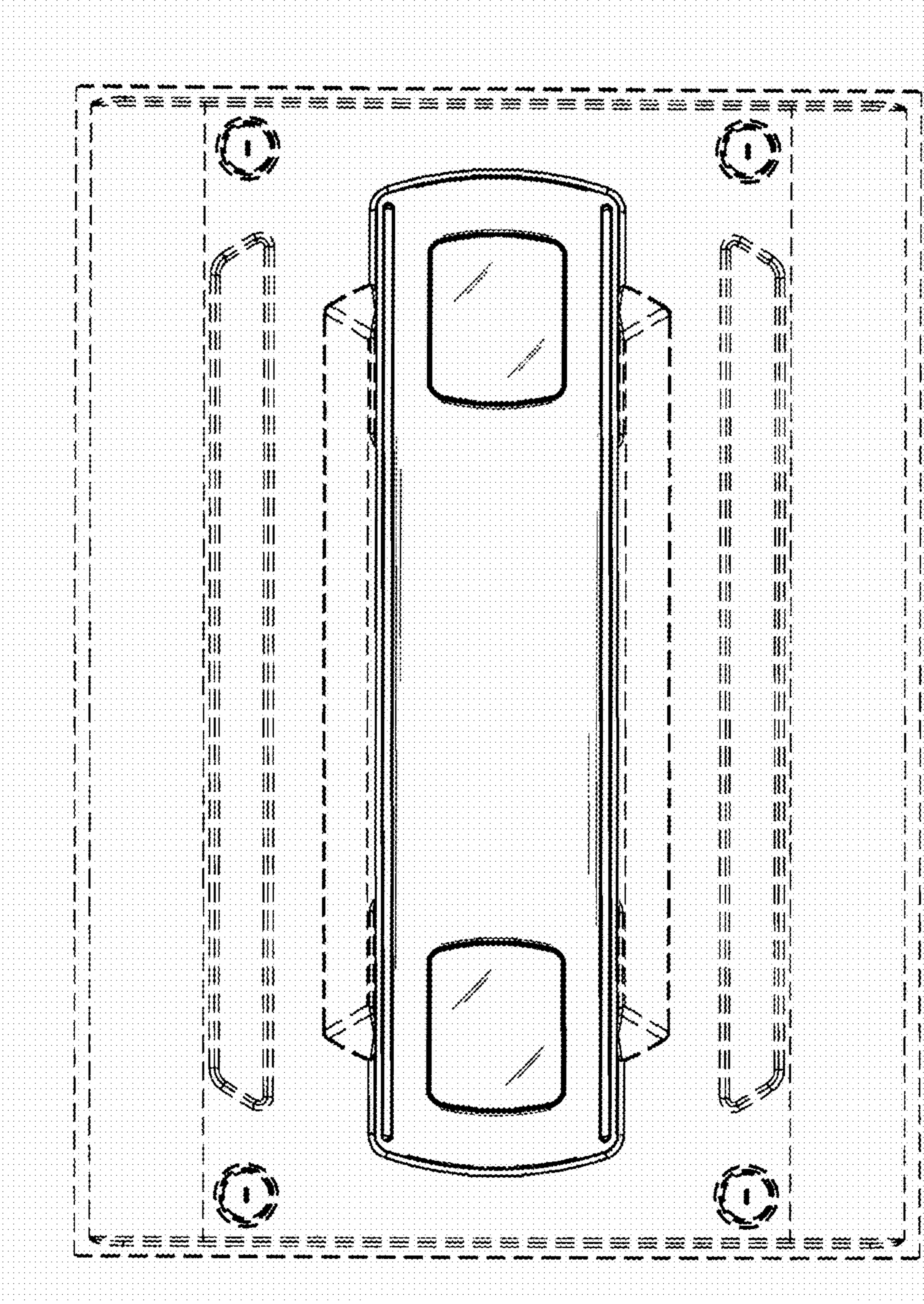


FIG. 2

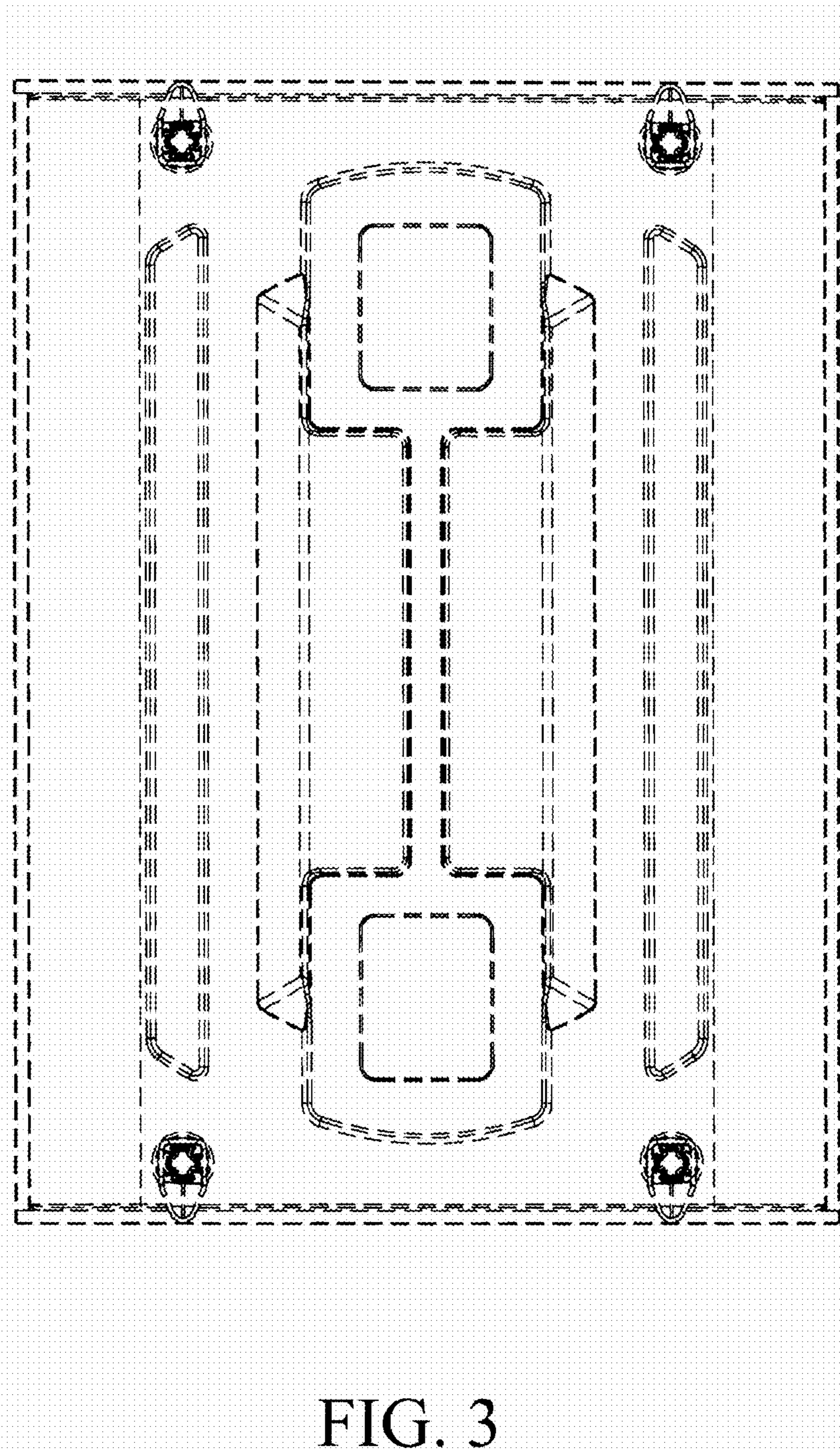




FIG. 4



FIG. 5



FIG. 6



FIG. 7