



US00D751666S

(12) **United States Design Patent**
Kruckenberg et al.

(10) **Patent No.:** **US D751,666 S**
(45) **Date of Patent:** **** Mar. 15, 2016**

(54) **WATER FILTER**

(71) Applicant: **Whirlpool Corporation**, Benton Harbor, MI (US)

(72) Inventors: **Christopher A. Kruckenberg**, Newburgh, IN (US); **Jeffrey A. Spindler**, Haubstadt, IN (US)

(73) Assignee: **Whirlpool Corporation**, Benton Harbor, MI (US)

(**) Term: **14 Years**

(21) Appl. No.: **29/507,853**

(22) Filed: **Oct. 31, 2014**

Related U.S. Application Data

(63) Continuation of application No. 13/233,410, filed on Sep. 15, 2011.

(51) **LOC (10) Cl.** **23-01**

(52) **U.S. Cl.**
USPC **D23/209**

(58) **Field of Classification Search**

USPC D23/207, 209, 262, 259, 265; 210/232, 210/234, 236, 418, 493.2; D8/382; 285/360, 361

CPC B01D 2201/291; B01D 2201/293; B01D 2201/296; B01D 2201/298; B01D 2201/301–2201/306; B01D 35/153; B01D 35/157; B01D 35/30; B01D 29/111

See application file for complete search history.

(56) **References Cited**

U.S. PATENT DOCUMENTS

D654,561 S *	2/2012	Kruckenberg	D23/209
D654,565 S *	2/2012	Kruckenberg	D23/209
D654,566 S *	2/2012	Kruckenberg	D23/209
D655,377 S *	3/2012	Kruckenberg	D23/209
D655,378 S *	3/2012	Kruckenberg	D23/209

* cited by examiner

Primary Examiner — Robin V Webster

(57) **CLAIM**

We claim the ornamental design for a water filter, as shown and described.

DESCRIPTION

FIG. 1 is a front perspective view of one embodiment of a water filter of the present disclosure;

FIG. 2 is a front elevational view of the water filter of FIG. 1; FIG. 3 is a front elevational cross-sectional view of the water filter of FIG. 2;

FIG. 4 is a rear elevational view of the water filter of FIG. 1; FIG. 5 is a first side elevational view of the water filter of FIG. 1;

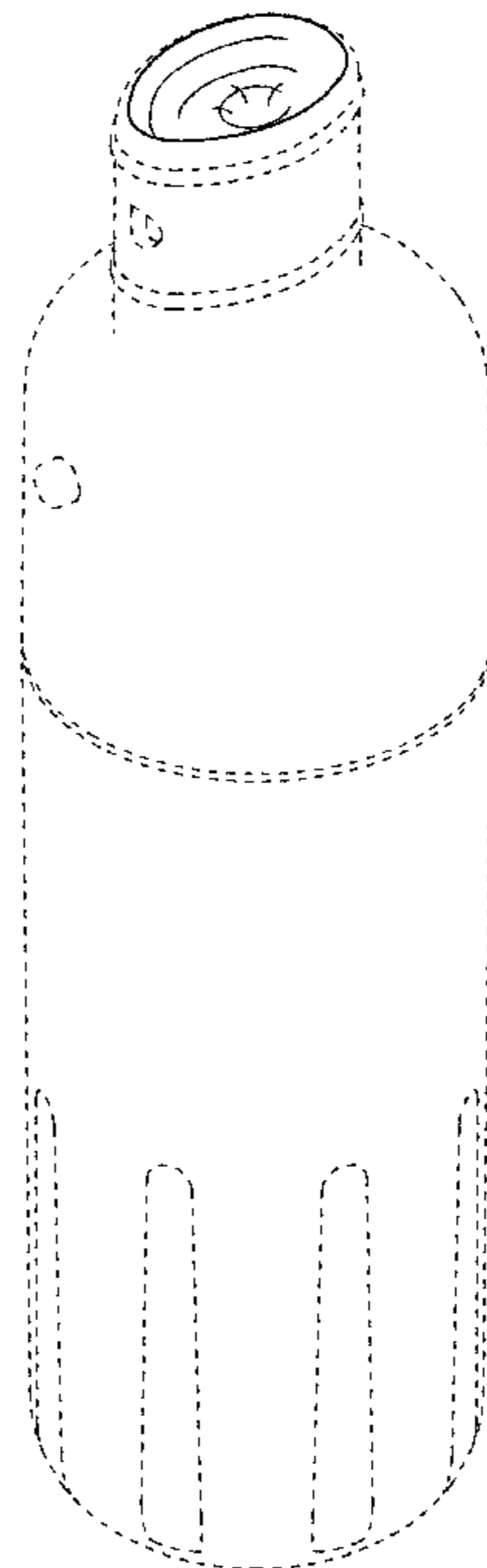
FIG. 6 is a front elevational cross-sectional view of the water filter of FIG. 5;

FIG. 7 is a second side elevational view of the water filter of FIG. 1;

FIG. 8 is a top plan view of the water filter of FIG. 1; and, FIG. 9 is a bottom plan view of the water filter of FIG. 1.

The broken lines in the figures are for contextual purposes or show the environment and form no part of the claimed design.

1 Claim, 3 Drawing Sheets



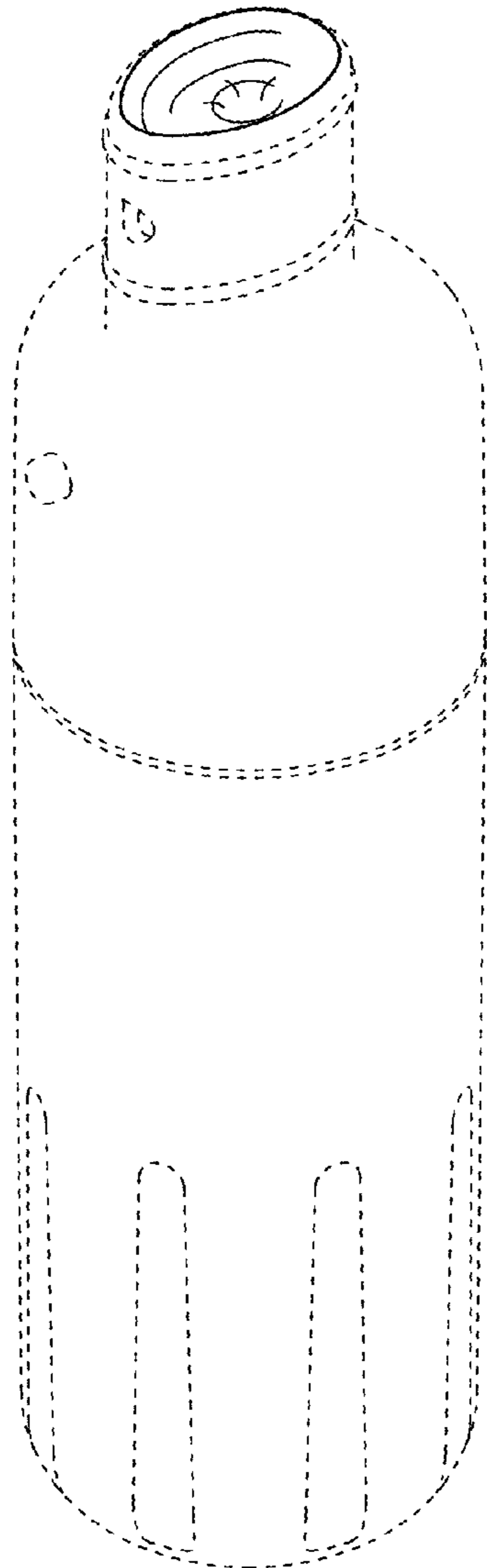


FIG. 1




FIG. 2



FIG. 3




FIG. 4




FIG. 5



FIG. 6

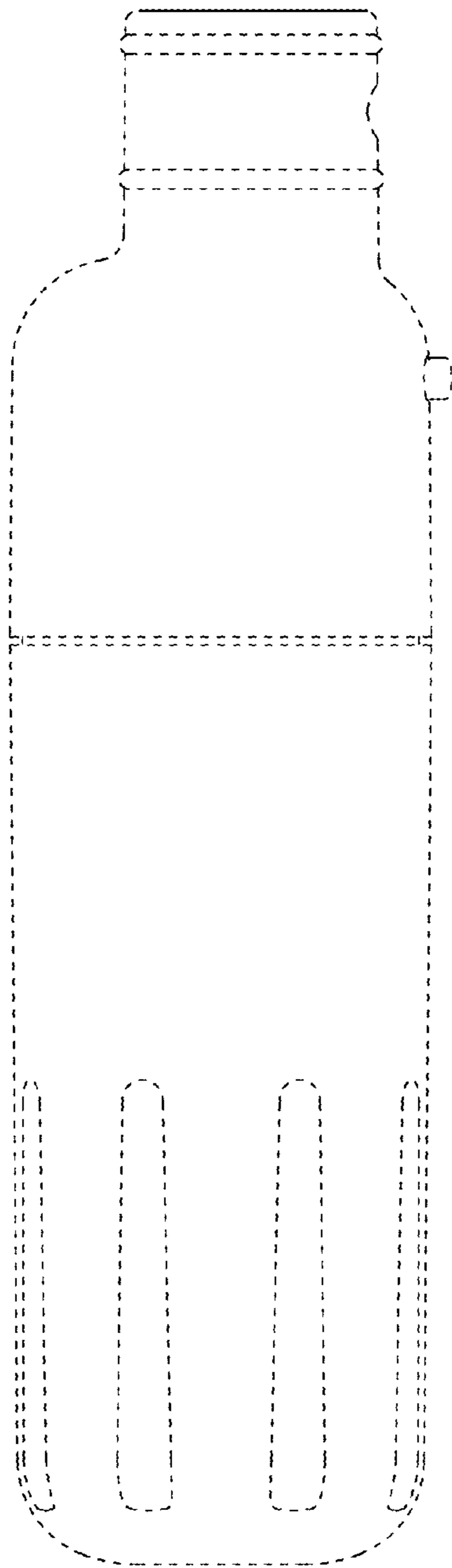


FIG. 7

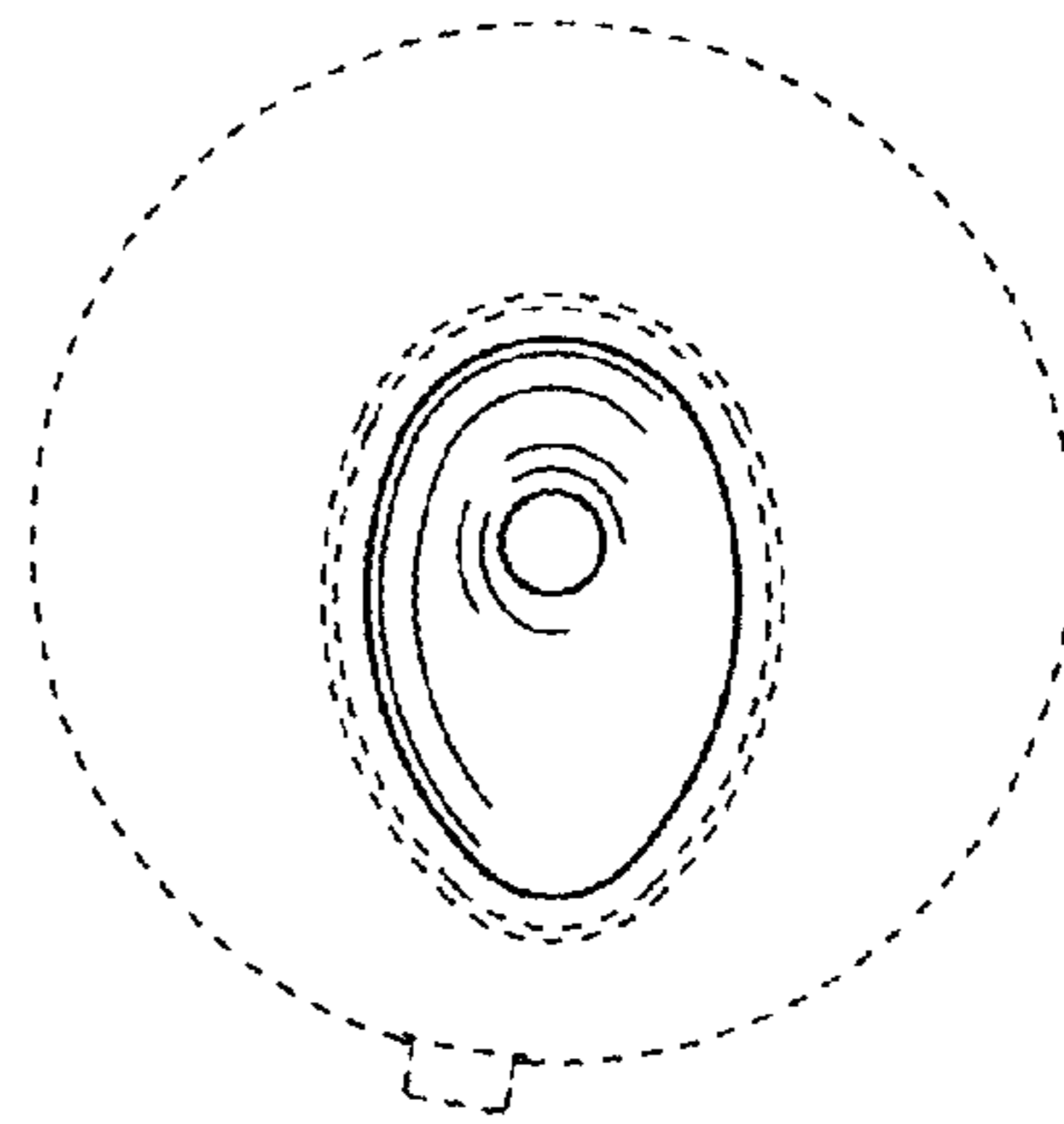


FIG. 8

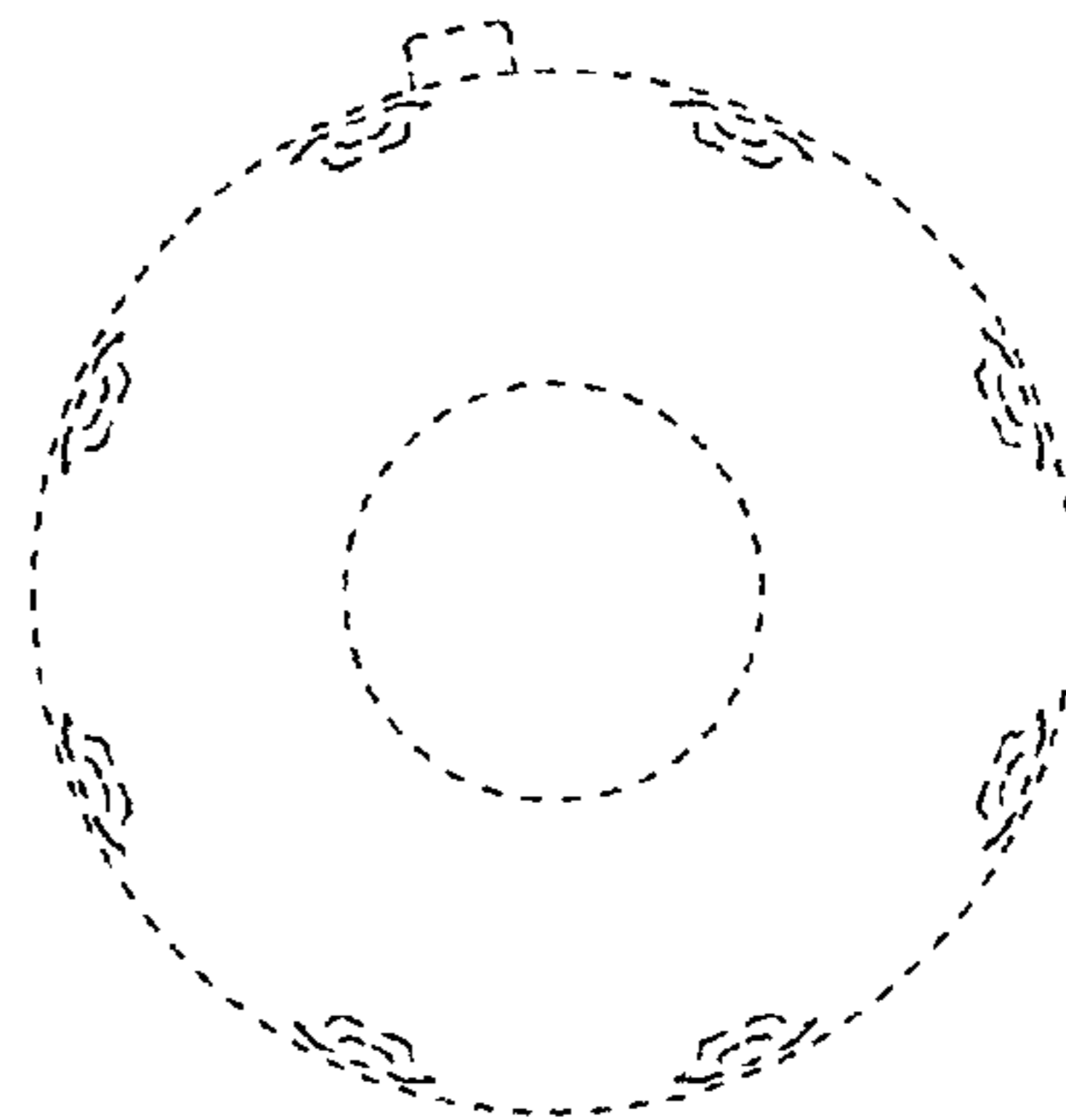


FIG. 9