



US00D751664S

(12) **United States Design Patent**
Bennis

(10) **Patent No.:** **US D751,664 S**
(45) **Date of Patent:** **** Mar. 15, 2016**

- (54) **OCTOPUS SHAPED FISH HOOK**
- (71) Applicant: **Gary Bennis**, Eau Claire, WI (US)
- (72) Inventor: **Gary Bennis**, Eau Claire, WI (US)
- (**) Term: **14 Years**
- (21) Appl. No.: **29/498,566**
- (22) Filed: **Aug. 5, 2014**

3,333,359 A 8/1967 Barker, Jr.
 4,028,838 A 6/1977 Flower
 4,232,470 A 11/1980 Steffick, Jr.

(Continued)

FOREIGN PATENT DOCUMENTS

EP 2204090 A1 7/2010
 GB 3469 0/1908

(Continued)

Primary Examiner — Catheri Oliver-Garcia

(74) *Attorney, Agent, or Firm* — William D. Hare, Esq.;
McNeely, Hare & War, LLP

Related U.S. Application Data

- (63) Continuation-in-part of application No. 13/947,763, filed on Jul. 22, 2013.
- (51) **LOC (10) Cl.** **22-05**
- (52) **U.S. Cl.**
USPC **D22/144**
- (58) **Field of Classification Search**
USPC D22/144; 43/44.83, 44.82, 43.16, 43.2,
43/43.4, 42.7, 43.6
See application file for complete search history.

(57) **CLAIM**

The ornamental design for an octopus shaped fish hook, as shown and described.

DESCRIPTION

FIG. 1 is a perspective view of an octopus shaped fish hook having a retention offset and the front length being at an angle to the shank.

FIG. 2 is a side view of a fish hook having a retention offset and the front length being positioned at a first angle to the shaft;

FIG. 3 is a rear view thereof;

FIG. 4 is a bottom view thereof;

FIG. 5 is a front view thereof;

FIG. 6 is a top view thereof;

FIG. 7 is a side view of a fish hook having a retention offset and the front length being positioned at a second angle to the shaft;

FIG. 8 is a rear view thereof;

FIG. 9 is a bottom view thereof;

FIG. 10 is a front view thereof; and,

FIG. 11 is a top view thereof.


The broken line showing of environment in the drawings is included for the purpose of illustrating only and forms no part of the claimed design.

(56) **References Cited**

U.S. PATENT DOCUMENTS

13,649 A	10/1855	Johnson
252,073 A	1/1882	Buell
523,988 A	8/1894	Martin
595,995 A	12/1897	Dreese
620,896 A	3/1899	Edgar
627,179 A	6/1899	Dreese
666,309 A	1/1901	Fiege
779,843 A	1/1905	Fredricks
831,552 A	9/1906	Hallstrom
1,502,781 A	7/1924	Jamison
2,233,863 A	3/1941	Driscoll
2,317,900 A	4/1942	Freeman
2,540,276 A	2/1951	Moler
2,816,392 A	12/1957	Goldberg et al.
2,823,485 A	2/1958	Traumuller
2,841,914 A	7/1958	Butler
2,962,833 A	12/1960	Stinson et al.

1 Claim, 7 Drawing Sheets



(56)

References Cited

U.S. PATENT DOCUMENTS

4,835,898 A 6/1989 Pond
4,905,402 A 3/1990 Clark
D371,594 S 7/1996 Drapak et al.
5,664,364 A 9/1997 Clark
5,685,108 A 11/1997 Lepage et al.
6,189,257 B1 2/2001 Ulrich
6,519,895 B1 2/2003 Bennett
6,779,295 B2 8/2004 Davidson
7,225,582 B2 6/2007 Shay
8,201,358 B2 6/2012 Dohi
D698,413 S 1/2014 Bennis
2002/0148156 A1 10/2002 Damm
2004/0134118 A1 7/2004 Miller et al.
2008/0047192 A1 2/2008 Bennis

2008/0083154 A1 4/2008 Gregory
2009/0151220 A1 6/2009 Park
2012/0291334 A1 11/2012 Bartell

FOREIGN PATENT DOCUMENTS

GB 223137 10/1924
GB 2267423 A 12/1993
JP 03198732 A 8/1991
JP 10084825 A 4/1994
JP 2001128591 A 5/2001
JP 2000316424 A 11/2001
JP 2002209475 A 7/2002
JP 2002360123 A 12/2002
JP 2003079274 A 3/2003
JP 2004129645 A 4/2004
JP 2005253461 A 9/2005
WO 9704648 A1 2/1997

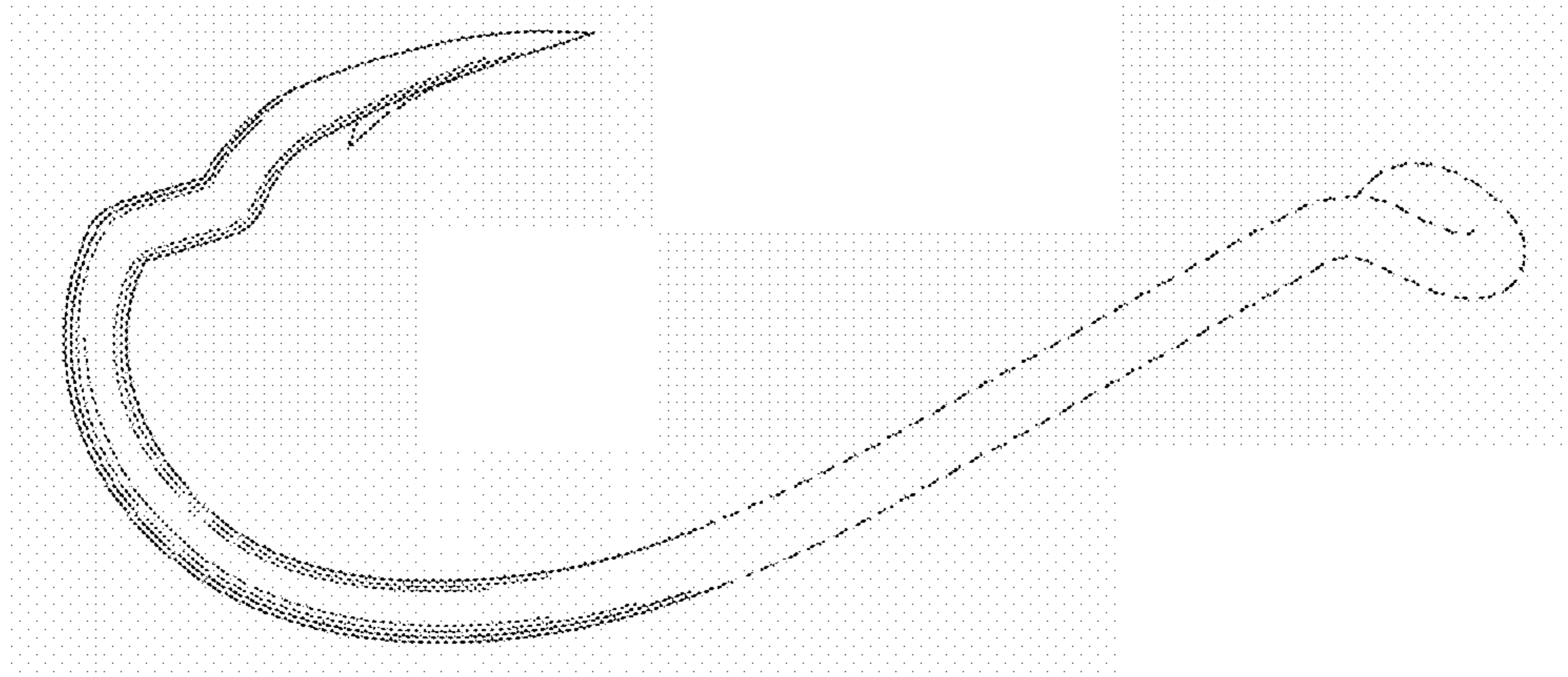


FIGURE 1




FIGURE 2

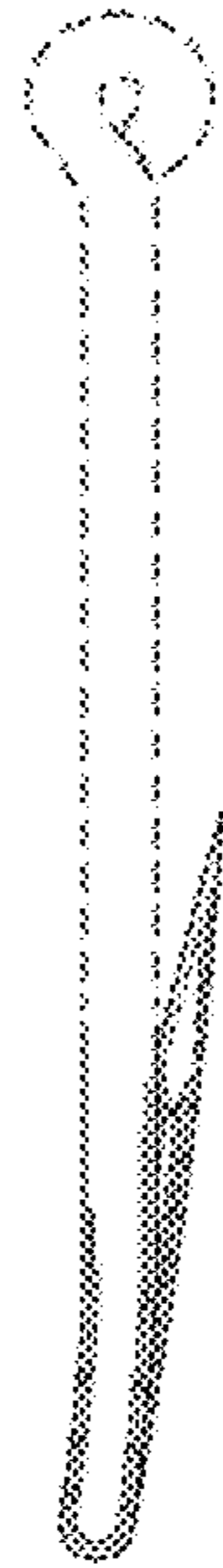


FIGURE 3

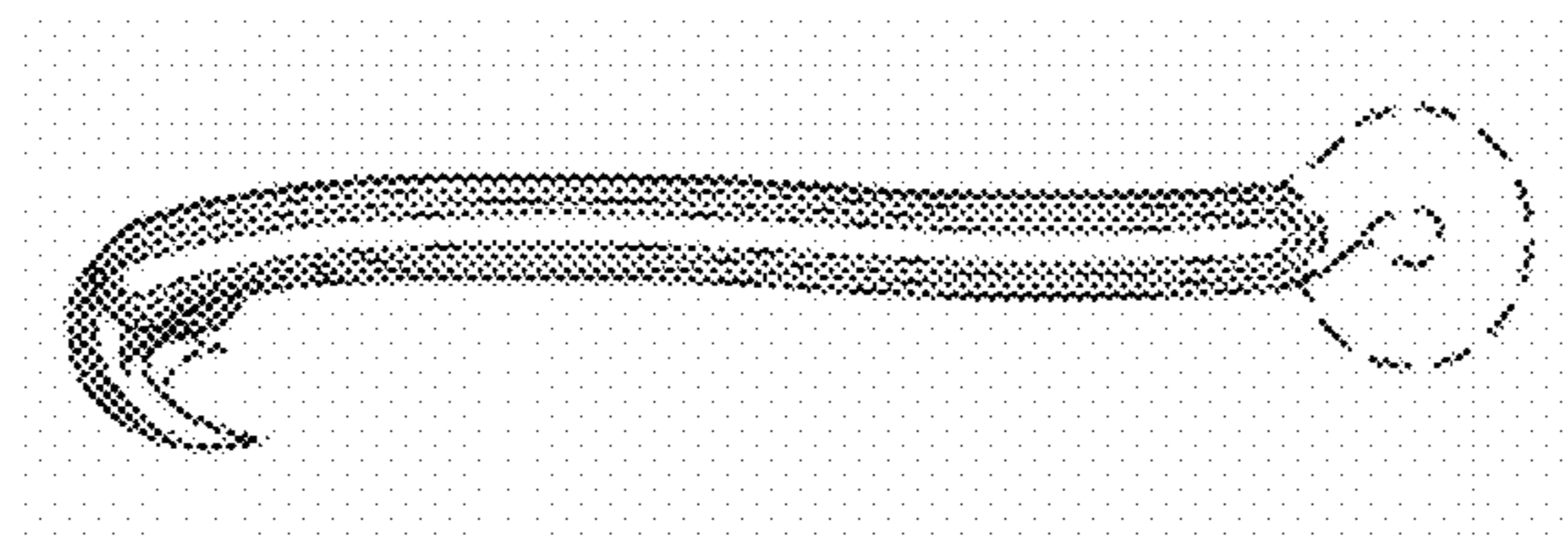


FIGURE 4




FIGURE 5

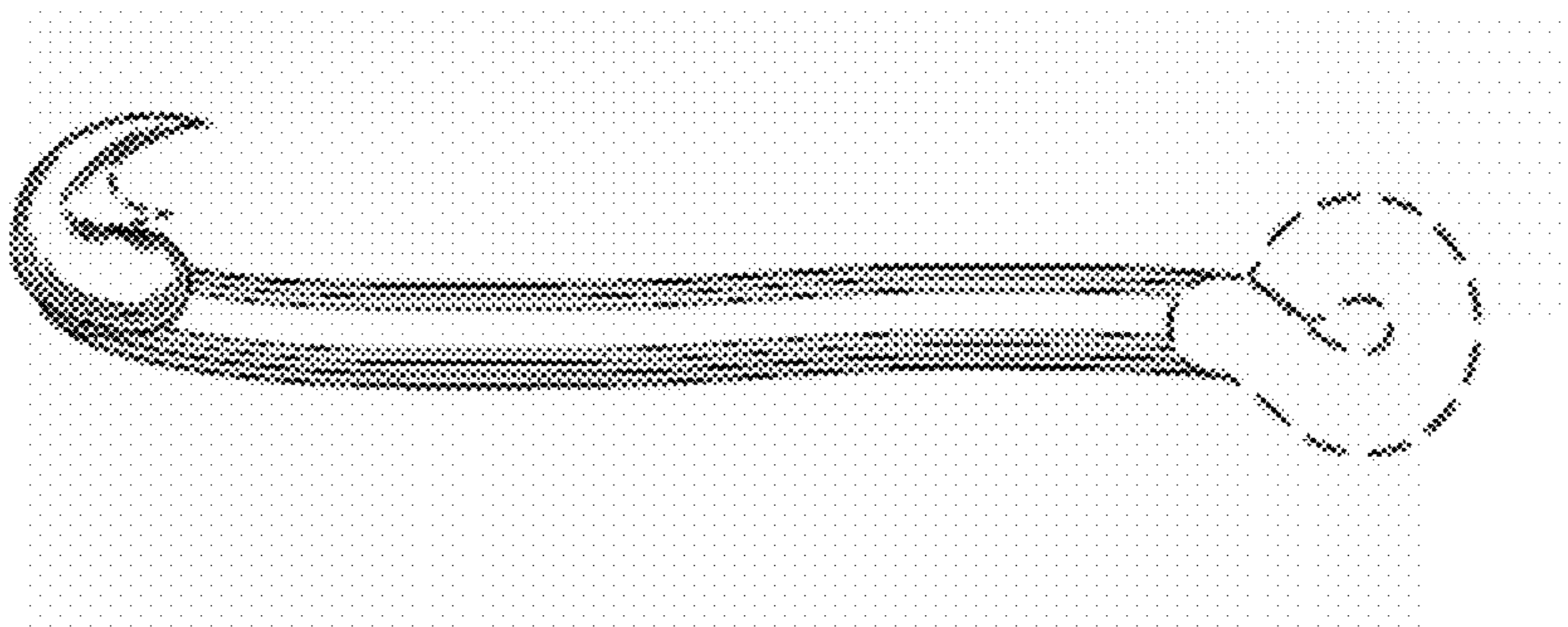


FIGURE 6

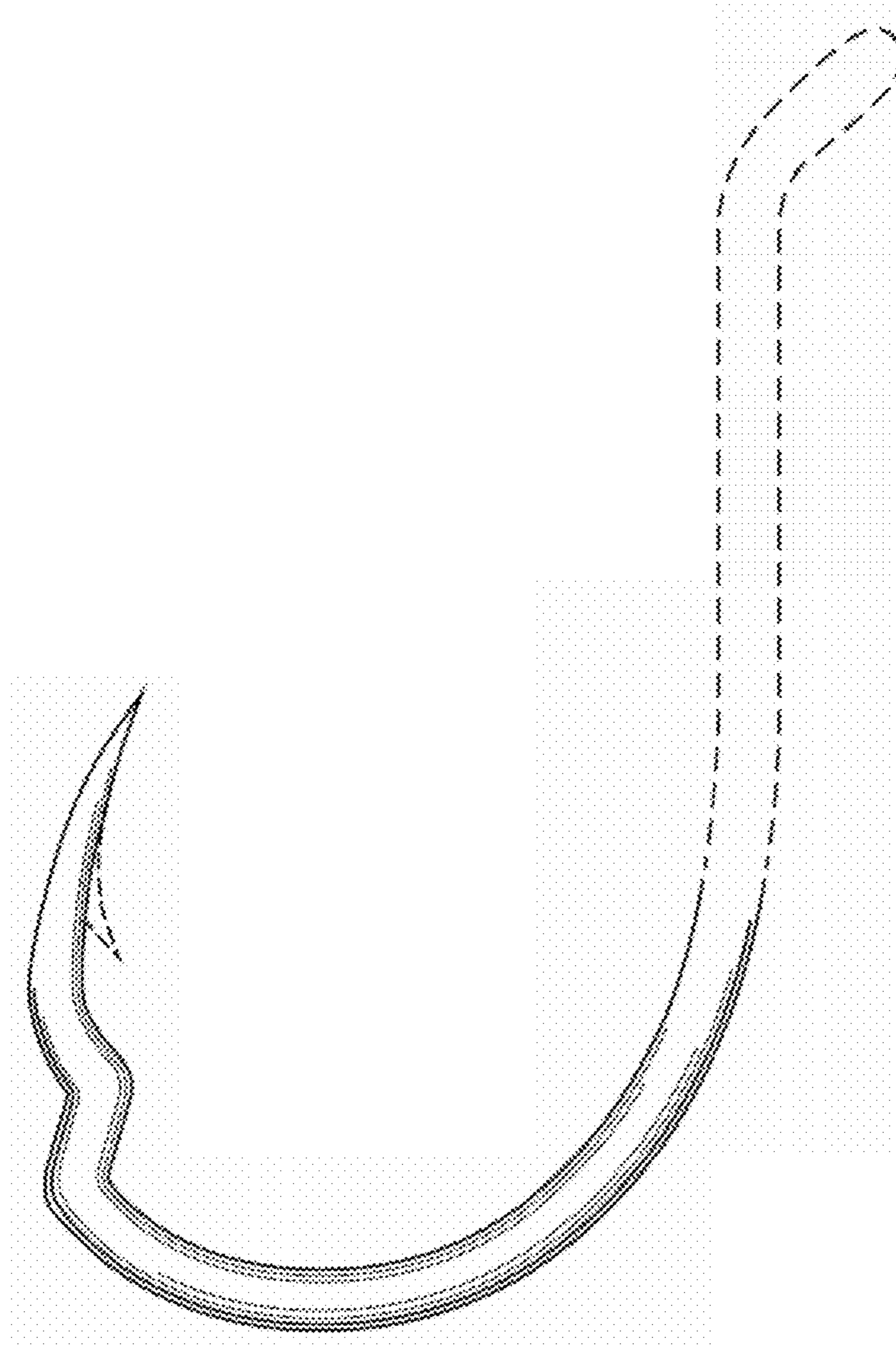


FIGURE 7




FIGURE 8

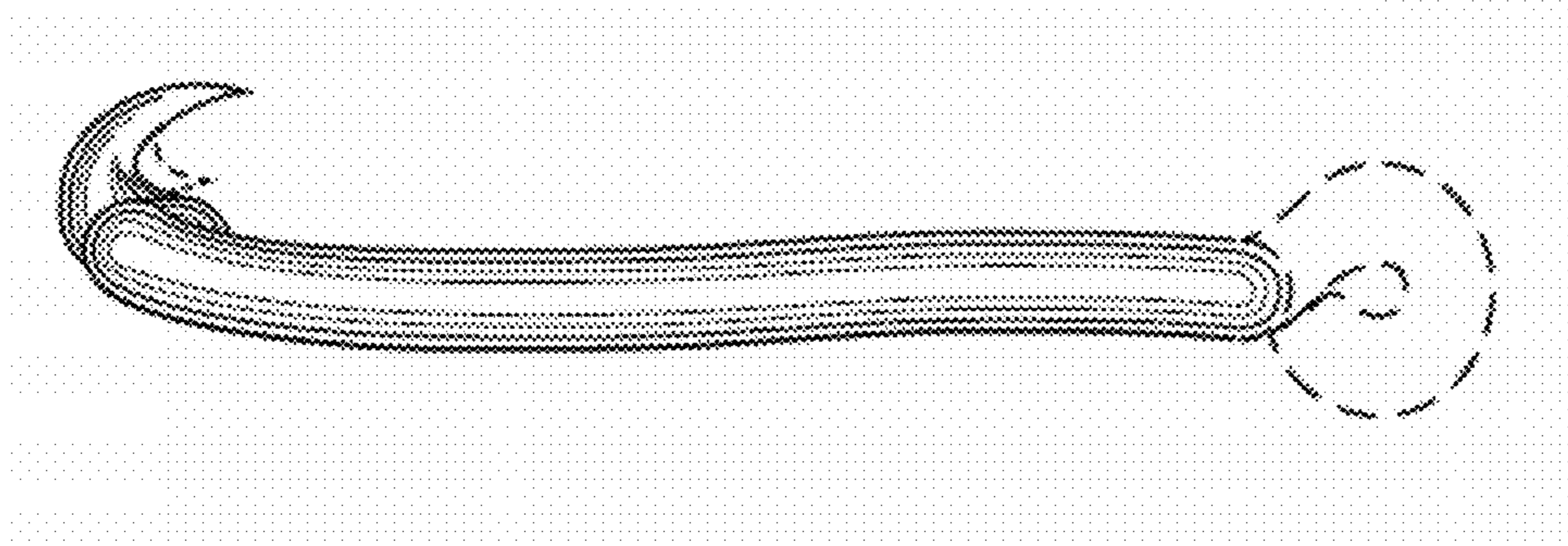


FIGURE 9

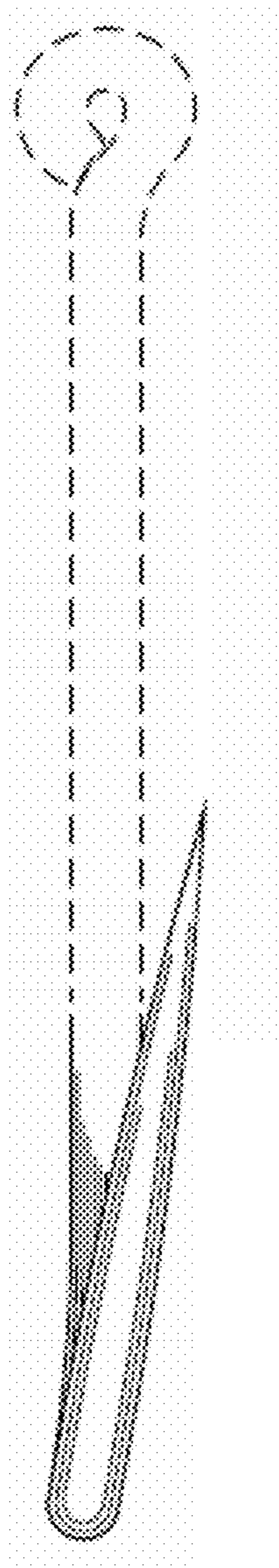


FIGURE 10

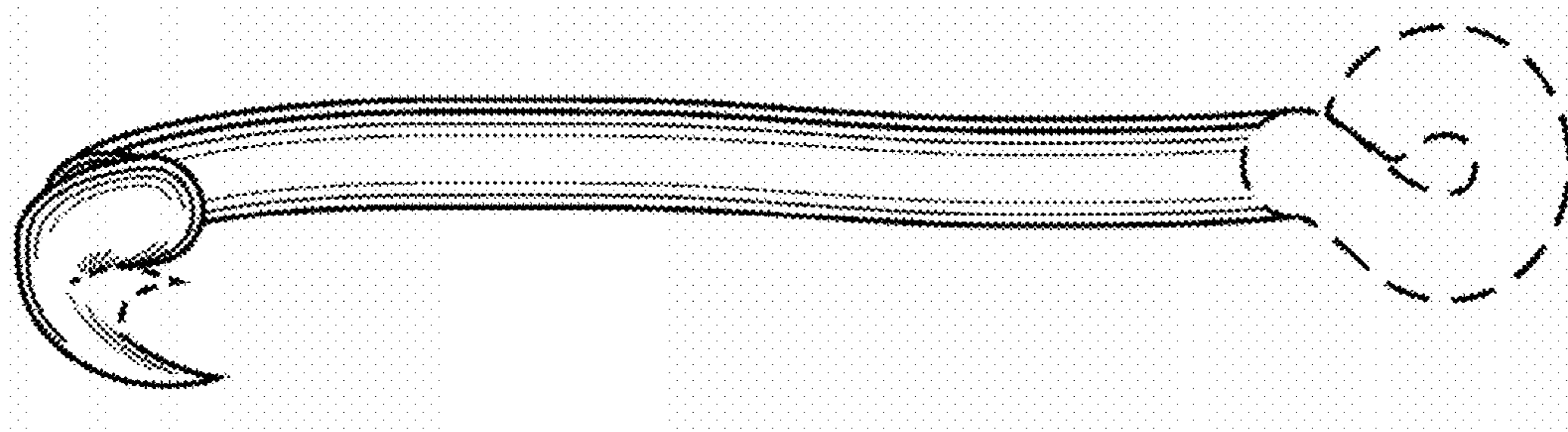


FIGURE 11