



US00D751659S

(12) **United States Design Patent**
Dolezel et al.

(10) **Patent No.:** **US D751,659 S**
(45) **Date of Patent:** **** *Mar. 15, 2016**

- (54) **GOLF CLUB HEAD**
- (71) Applicant: **DUNLOP SPORTS CO. LTD.**,
Kobe-shi, Hyogo (JP)
- (72) Inventors: **Keith Dolezel**, West Covina, CA (US);
Nick Trahan, Huntington Beach, CA
(US); **Phillip Seagram**, Long Beach, CA
(US); **Mika Becktor**, Costa Mesa, CA
(US)
- (73) Assignee: **Dunlop Sports Co. Ltd.**, Kobe-shi (JP)
- (*) Notice: This patent is subject to a terminal disclaimer.
- (**) Term: **14 Years**
- (21) Appl. No.: **29/494,505**
- (22) Filed: **Jun. 20, 2014**
- (51) **LOC (10) Cl.** **21-02**
- (52) **U.S. Cl.**
USPC **D21/759**
- (58) **Field of Classification Search**
USPC D21/747-751, 759
CPC A63B 53/00; A63B 53/04; A63B 53/047;
A63B 53/0475
See application file for complete search history.

6,440,010	B1 *	8/2002	Deshmukh	A63B 53/04 473/335
D496,419	S *	9/2004	Lang	D21/747
D574,914	S *	8/2008	Oldknow	D21/759
D577,399	S *	9/2008	Oldknow	D21/759
D583,433	S *	12/2008	Oldknow	D21/759
D629,059	S *	12/2010	Foster	D21/747
D639,884	S *	6/2011	Breier	D21/759
D658,250	S *	4/2012	Dolezel	D21/759
D658,732	S *	5/2012	Dolezel	D21/759
D741,429	S *	10/2015	Asatsuma	D21/759

* cited by examiner

Primary Examiner — Mitchell Siegel
(74) *Attorney, Agent, or Firm* — Oliff PLC

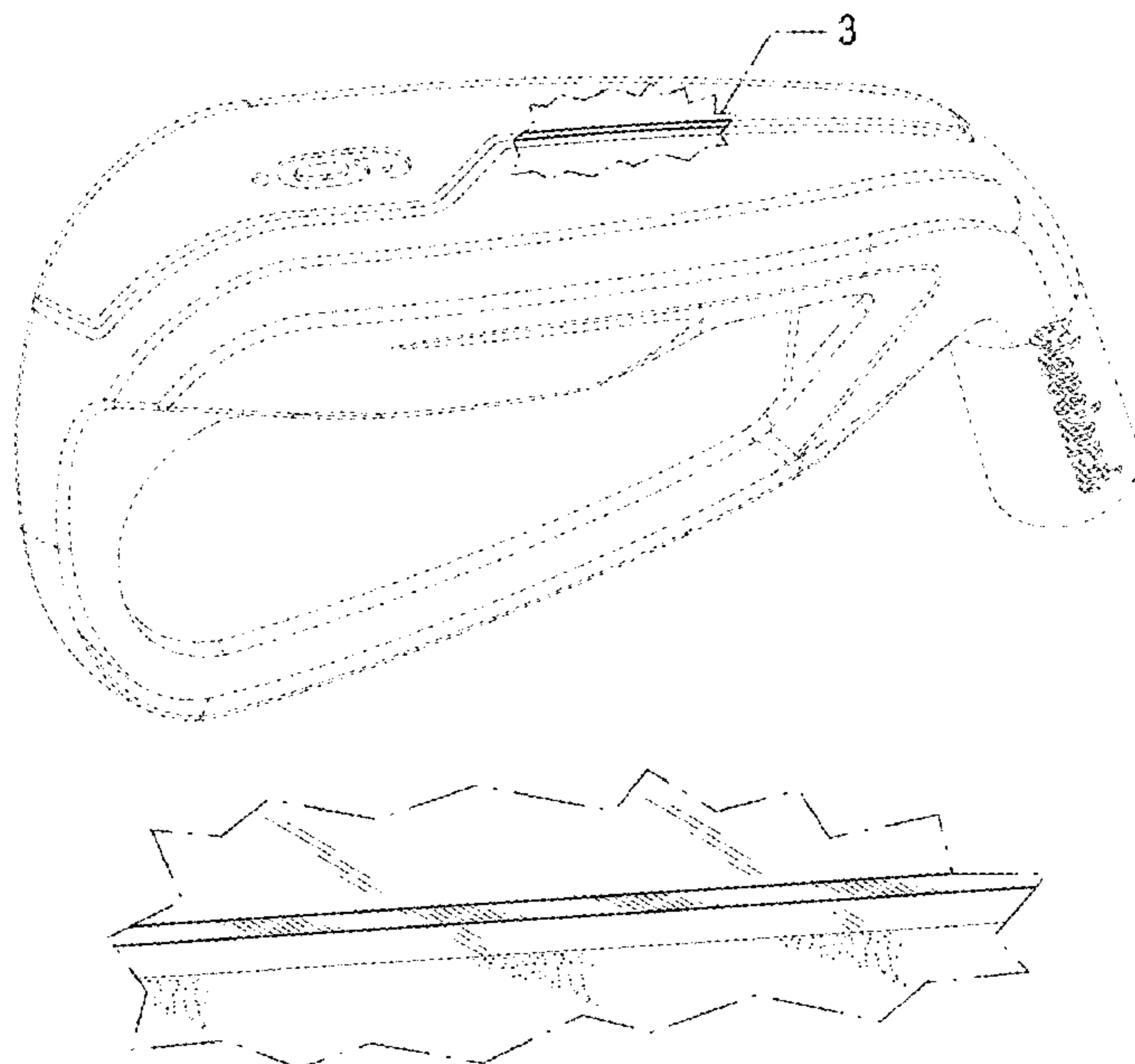
(57) **CLAIM**
The ornamental design for a golf club head, as shown and described.

DESCRIPTION

FIG. 1 is a bottom plan view of the golf club head;
FIG. 2 is a rear, toe-side, bottom perspective view thereof;
and,
FIG. 3 is an enlarged view of the area 3 in FIGS. 1 and 2.
The dot-dash chain lines immediately adjacent the shaded surfaces represent a boundary of the claimed subject matter and the broken lines depict environmental subject matter. The dot-dash chain lines and the broken lines form no part of the claimed design. The stippled shading in FIG. 3 denotes an area having a roughened surface treatment. The closely spaced groups of diagonal line shading in FIG. 3 denotes an area having a reflective surface treatment. The widely spaced groups of diagonal line shading in FIG. 3 denotes two areas that each have a polished surface treatment that is different from the reflective surface treatment.

1 Claim, 3 Drawing Sheets

- (56) **References Cited**
U.S. PATENT DOCUMENTS
D398,355 S * 9/1998 Chou D21/748
D404,783 S * 1/1999 Best D21/747
D418,887 S * 1/2000 Williams, Jr. D21/749
D428,632 S * 7/2000 Besnard D21/748
D445,157 S * 7/2001 Jones D21/749



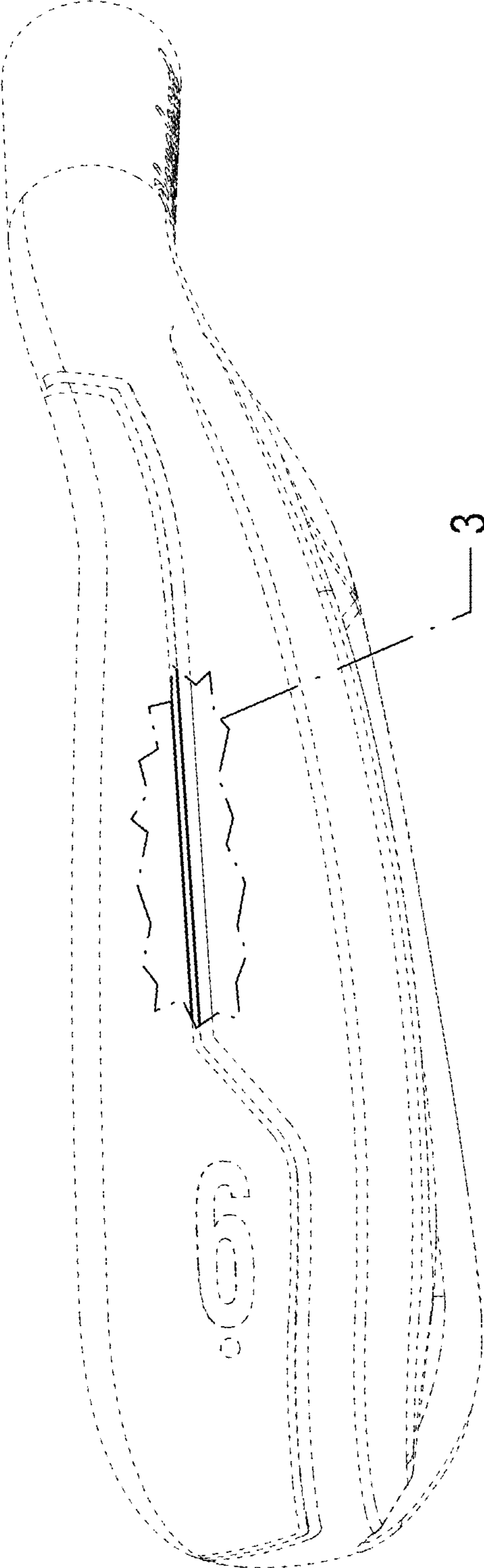


FIG. 1

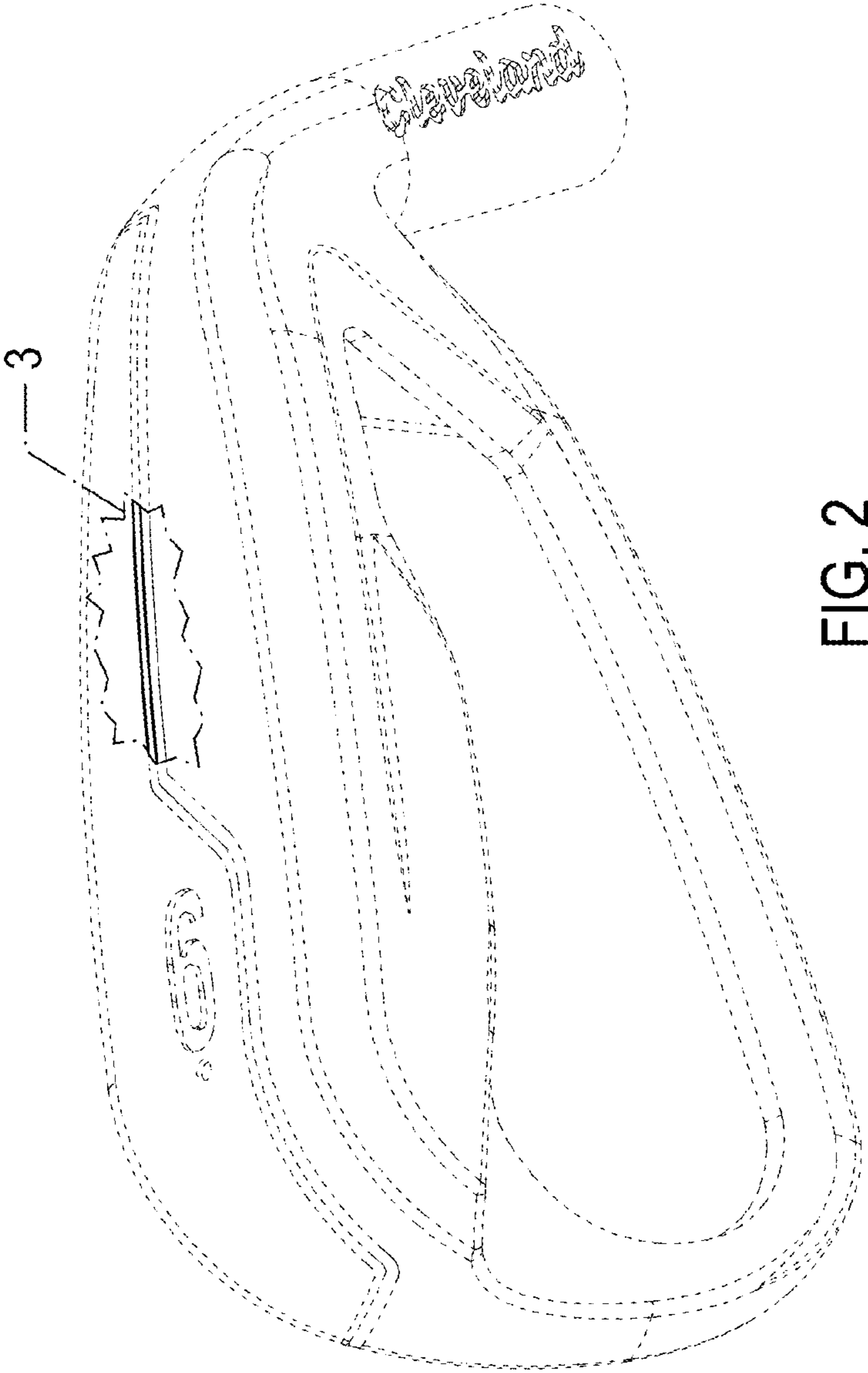


FIG. 2

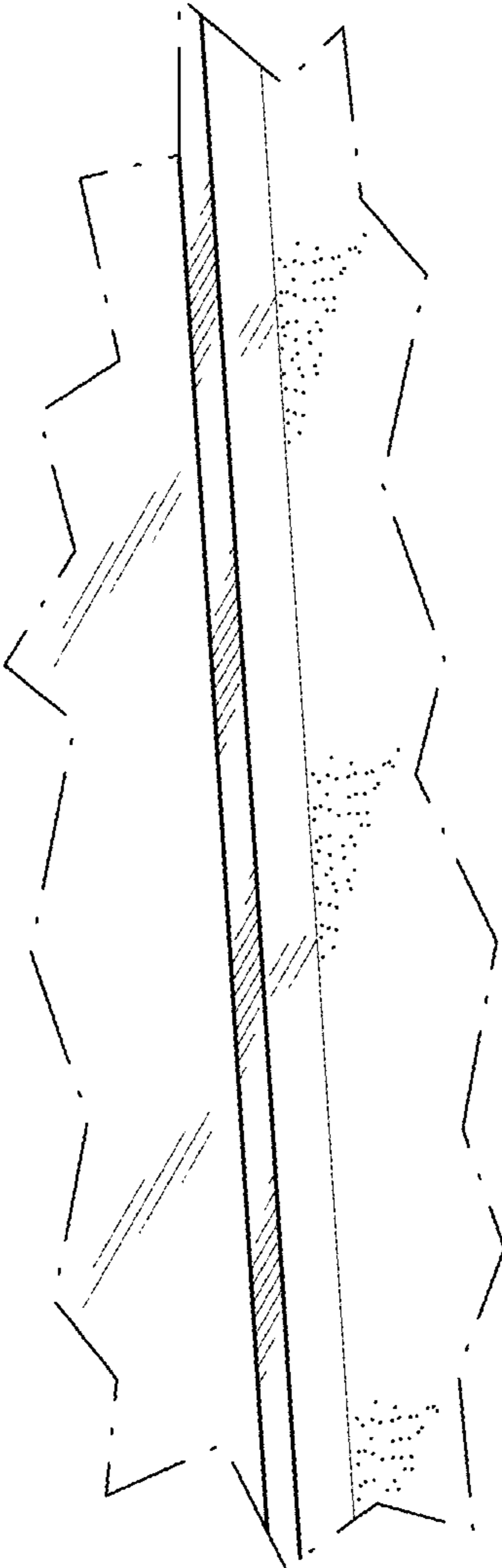


FIG. 3