



US00D751646S

(12) **United States Design Patent**
Achtmann et al.

(10) **Patent No.:** **US D751,646 S**
(45) **Date of Patent:** **** Mar. 15, 2016**

(54) **VENDING MACHINE**

(56)

References Cited

(71) Applicant: **Costa Limited**, Dunstable (GB)

U.S. PATENT DOCUMENTS

(72) Inventors: **Eric Achtmann**, Munich (DE); **Claudio Ponzio**, Cambiano (IT); **Anthony Margiasso**, Cambiano (IT); **Paolo Pininfarina**, Cambiano (IT)

D403,020	S	*	12/1998	Saunders	D20/8
D423,056	S	*	4/2000	Burdette et al.	D20/8
D441,770	S	*	5/2001	Bardin et al.	D15/81
D523,906	S	*	6/2006	Kanou	D20/8
D597,605	S	*	8/2009	Davis	D20/1
D600,285	S	*	9/2009	Derringer et al.	D20/1
D674,020	S	*	1/2013	Hecht et al.	D20/1
2012/0247613	A1	*	10/2012	Behbehani	141/98

(73) Assignee: **Costa Limited**, Dunstable (GB)

(**) Term: **14 Years**

OTHER PUBLICATIONS

(21) Appl. No.: **29/457,980**

Trademark Registration No. 3555770, Jan. 6, 2009 (Registrant)
Costa Limited Limited Company United Kingdom.*
Trademark Registration No. 4386735, Aug. 20, 2013 (Registrant)
Costa Limited Limited Company United Kingdom.*

(22) Filed: **Jun. 14, 2013**

(30) **Foreign Application Priority Data**

Dec. 14, 2012	(EM)	002153494-0006
Dec. 14, 2012	(EM)	002153494-0015
Dec. 14, 2012	(EM)	002153494-0016
Dec. 14, 2012	(EM)	002153494-0017
Dec. 14, 2012	(EM)	002153494-0018

* cited by examiner

Primary Examiner — Mary Ann Calabrese

(74) *Attorney, Agent, or Firm* — Dickstein Shapiro LLP

(51) **LOC (10) Cl.** **20-01**

(57) **CLAIM**

(52) **U.S. Cl.**
USPC **D20/1**

The ornamental design for a vending machine, as shown and described.

(58) **Field of Classification Search**

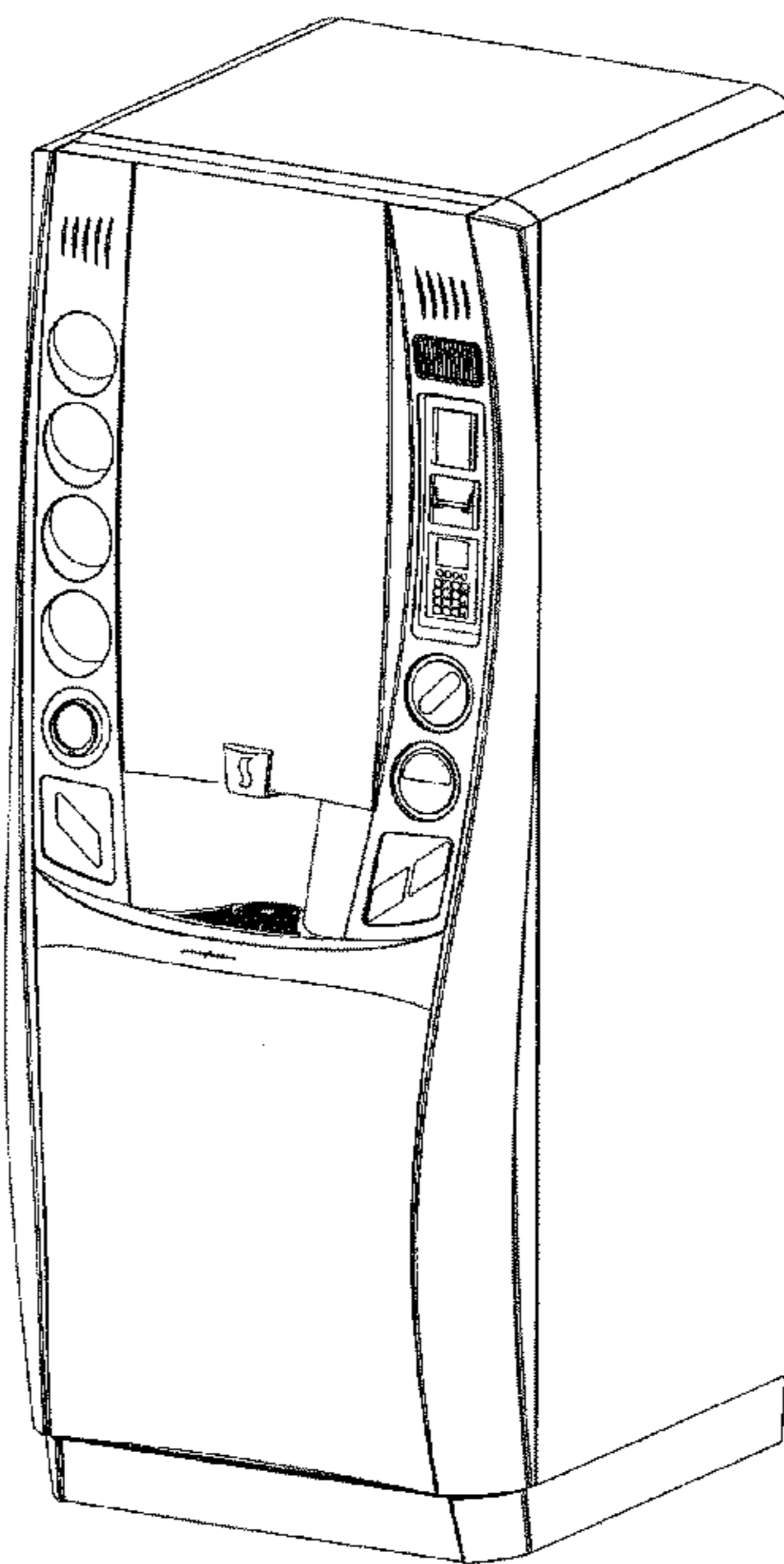
USPC D20/1-9; 221/2, 6, 9, 12, 13, 76, 81,
221/96, 110, 123, 124, 140, 150 R, 150 A,
221/150 HC, 155, 156, 159, 190, 213, 231,
221/251, 311; D99/28; D6/515;
D7/305-312; D15/81, 89; 194/236,
194/239, 350
CPC G07F 9/02; G07F 9/026; G07F 9/06;
G07F 11/00; G07F 11/06; G07F 11/24;
G07F 11/62; G07F 11/165; G07F 13/00;
G07F 13/10; G07F 17/42

DESCRIPTION

FIG. 1 is a front elevational view of our new design for a vending machine;
FIG. 2 is a right side elevational view of the vending machine of FIG. 1; and,
FIG. 3 is a front, top and right side perspective view of the vending machine of FIG. 1.

See application file for complete search history.

1 Claim, 3 Drawing Sheets



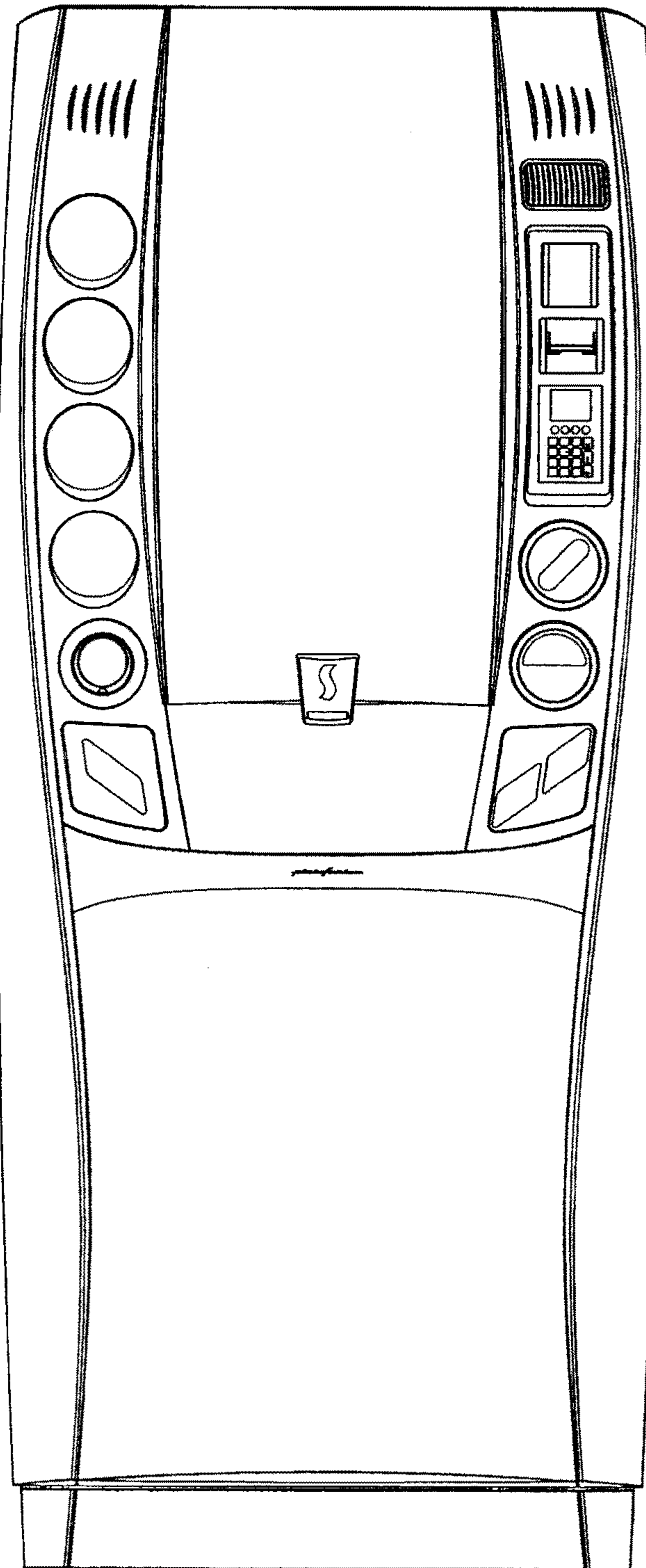


FIG. 1



FIG. 2

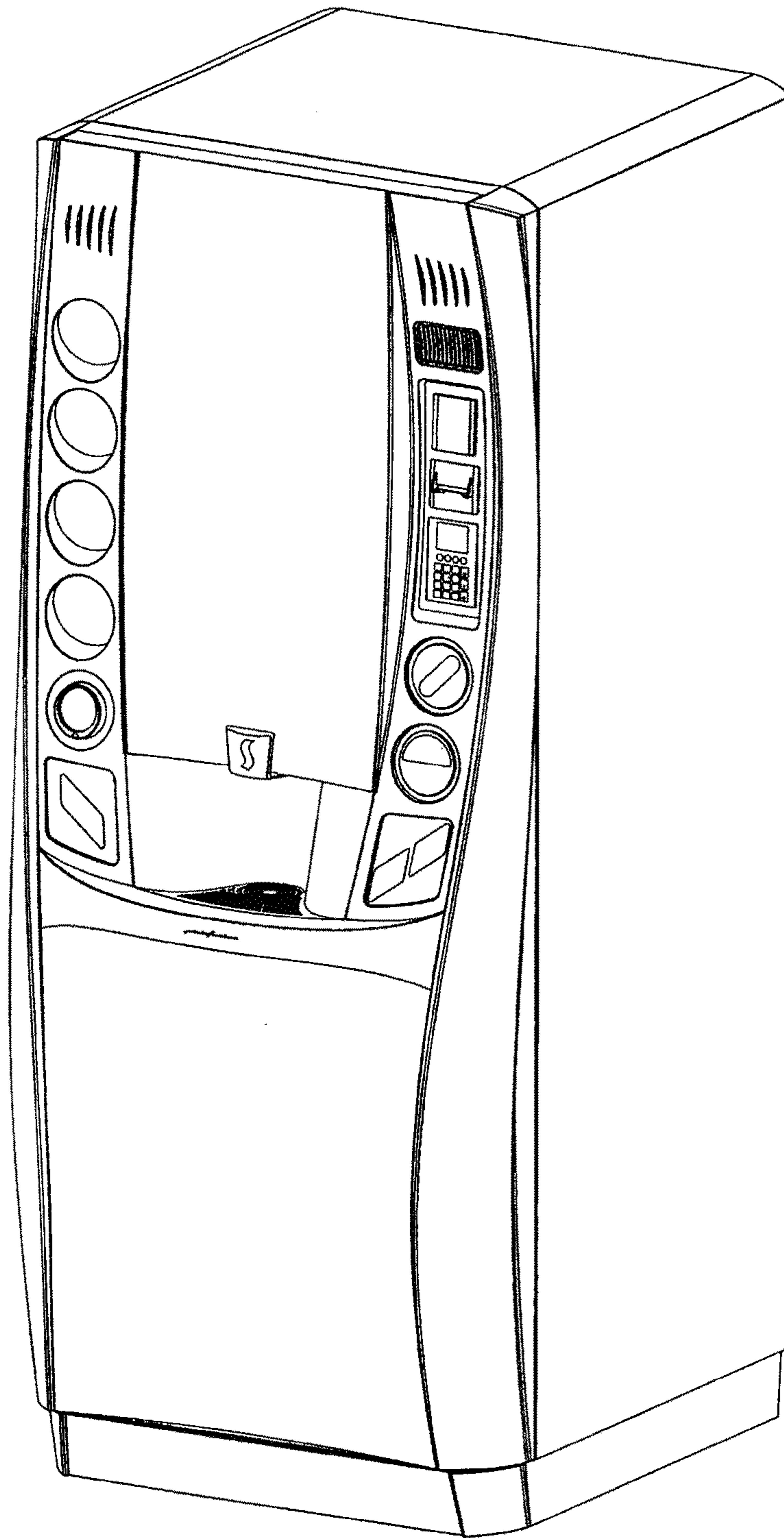


FIG. 3