



US00D751644S

(12) **United States Design Patent**
Casciotti et al.

(10) **Patent No.:** **US D751,644 S**
(45) **Date of Patent:** **** Mar. 15, 2016**

- (54) **WRITING INSTRUMENT**
- (71) Applicant: **Amsterdam Printing & Litho, Inc.**,
North Mankato, MN (US)
- (72) Inventors: **David M. Casciotti**, Amsterdam, NY
(US); **Jing Mahler**, Glenville, NY (US);
Andres Lesmes, Saratoga Springs, NY
(US)
- (73) Assignee: **Amsterdam Printing & Litho, Inc.**,
North Mankato, MN (US)
- (**) Term: **14 Years**
- (21) Appl. No.: **29/509,569**
- (22) Filed: **Nov. 19, 2014**
- (51) **LOC (10) Cl.** **19-06**
- (52) **U.S. Cl.**
USPC **D19/201**
- (58) **Field of Classification Search**
USPC D14/411; D19/115–204
CPC B43K 5/00; B43K 5/005; B43K 7/00;
B43K 7/10; B43K 7/12; B43K 8/04
See application file for complete search history.

D508,081 S *	8/2005	Qiu	D19/172
D511,545 S *	11/2005	Chiaruttini	D19/173
D535,695 S *	1/2007	Chen	D19/172
D546,881 S *	7/2007	Qiu	D19/172
D567,287 S *	4/2008	Anand	D19/174
D573,186 S *	7/2008	Rommel	D19/175
D588,194 S *	3/2009	Booker	D19/172
D609,745 S *	2/2010	Achzet	D19/172
D609,749 S *	2/2010	Achzet	D19/197
D648,789 S *	11/2011	Shibata	D19/172
D664,197 S *	7/2012	Casciotti	D19/201
D692,483 S *	10/2013	Laemle	D19/172

* cited by examiner

Primary Examiner — Elizabeth Albert

(74) *Attorney, Agent, or Firm* — Dicke, Billig & Czaja,
PLLC

(57) **CLAIM**

We claim the ornamental design for a writing instrument, as shown and described.

DESCRIPTION

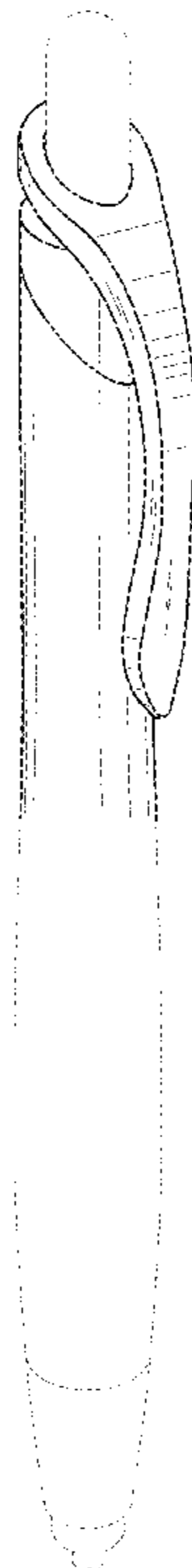
FIG. 1 is a perspective view of a writing instrument showing our new design;
 FIG. 2 is a front view of FIG. 1;
 FIG. 3 is a back view of FIG. 1;
 FIG. 4 is a right side view of FIG. 1, the left side view being a mirror image of the right side view;
 FIG. 5 is an enlarged top view of FIG. 1; and,
 FIG. 6 is an enlarged bottom view of FIG. 1.
 The broken lines in the drawings of FIGS. 1-6 are included for the purpose of showing portions that form no part of the claimed design.

1 Claim, 4 Drawing Sheets

(56) **References Cited**

U.S. PATENT DOCUMENTS

D441,018 S *	4/2001	Droege	D19/172
D445,827 S *	7/2001	Stropkay	D19/164
D457,917 S *	5/2002	Traut	D19/172
D506,780 S *	6/2005	Nakazawa	D19/172



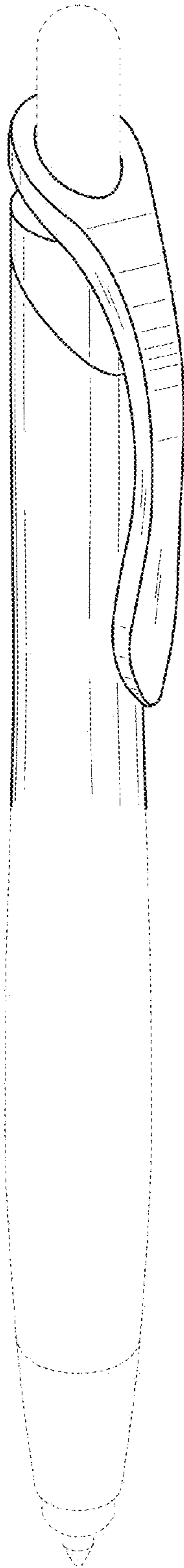


Fig. 1




Fig. 2




Fig. 3




Fig. 4

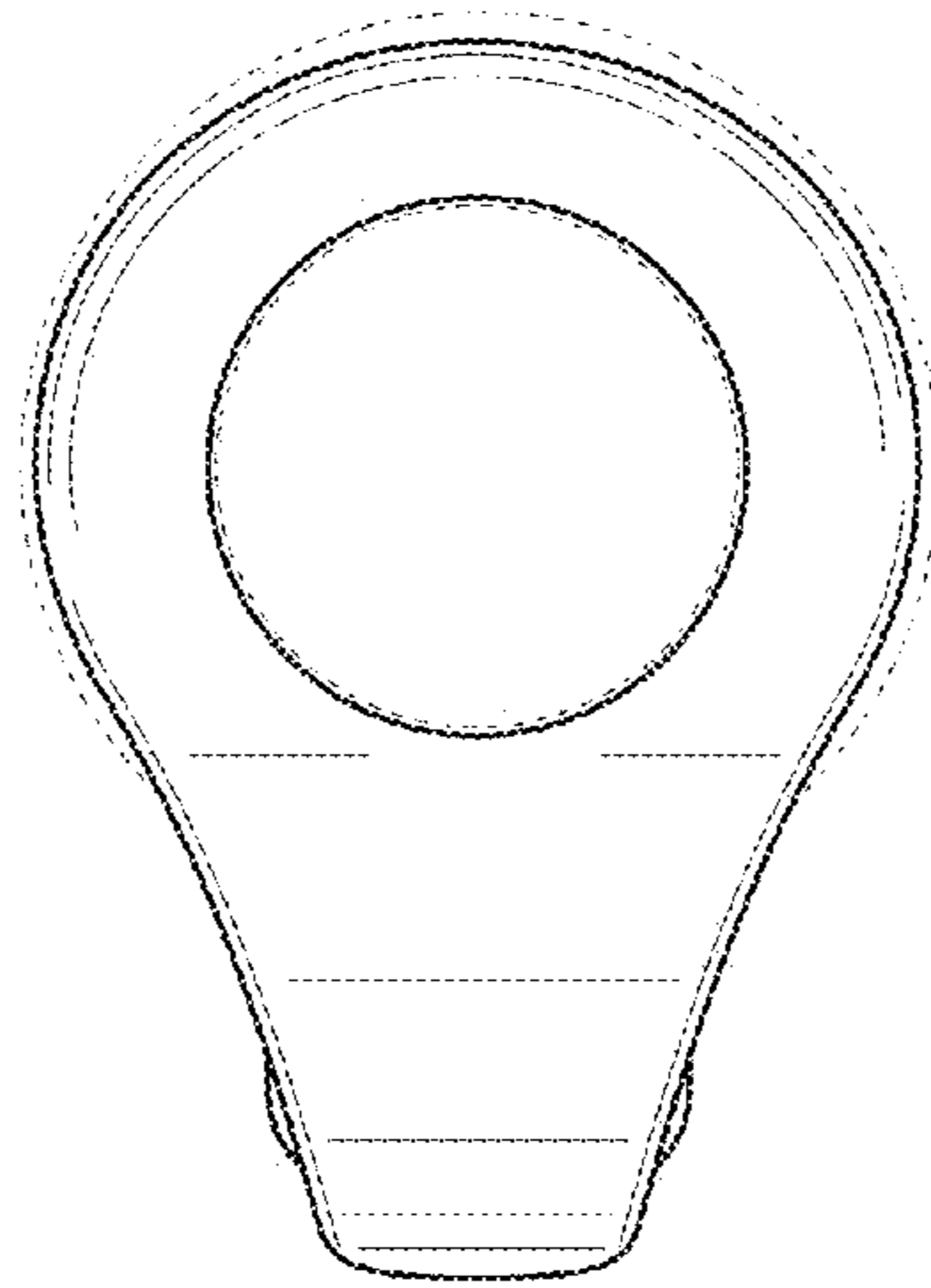


Fig. 5

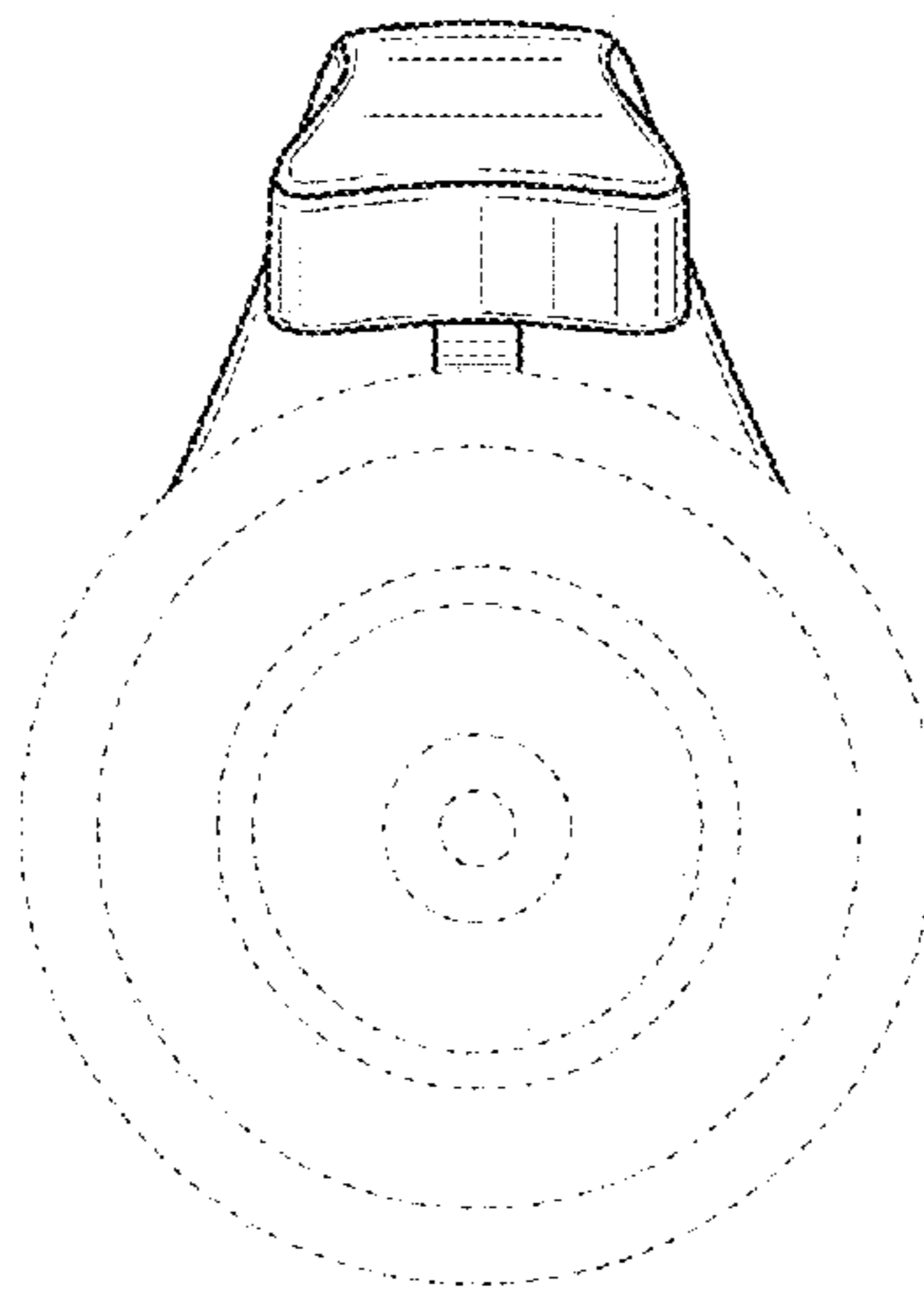


Fig. 6