



US00D751643S

(12) **United States Design Patent**
Candela

(10) **Patent No.:** **US D751,643 S**
(45) **Date of Patent:** **** Mar. 15, 2016**

(54) **MARKER**

(71) Applicant: **F.I.L.A.—FABBRICA ITALIANA**
LAPIS ED AFFINI S.P.A., Milan (IT)

(72) Inventor: **Massimo Candela**, Pero (IT)

(73) Assignee: **F.I.L.A.—FABBRICA ITALIANA**
LAPIS ED AFFINI S.P.A., Pero (IT)

(**) Term: **14 Years**

(21) Appl. No.: **29/515,552**

(22) Filed: **Jan. 23, 2015**

Related U.S. Application Data

(62) Division of application No. 29/476,524, filed on Dec. 13, 2013, now Pat. No. Des. 728,025.

(30) **Foreign Application Priority Data**

Jun. 21, 2013 (EM) 001375448-0001
Jun. 21, 2013 (EM) 001375448-0002
Jun. 21, 2013 (EM) 001375448-0003
Jun. 21, 2013 (EM) 001375448-0004
Jun. 21, 2013 (EM) 001375448-0005
Jun. 21, 2013 (EM) 001375448-0006

(51) **LOC (10) Cl.** **19-06**

(52) **U.S. Cl.**
USPC **D19/185; D19/927**

(58) **Field of Classification Search**
USPC D14/411; D19/115–204, 904, 905, 906,
D19/913, 914, 916, 917, 918, 927; 24/11 F,
24/11 P, 11 R; 401/192, 195, 196
CPC B43K 7/00; B43K 7/005; B43K 7/12;
B43K 8/00; B43K 8/003; B43K 8/02; B43K
8/022; B43K 8/024; B43K 21/027; B43K
21/18

See application file for complete search history.

(56) **References Cited**

U.S. PATENT DOCUMENTS

1,578,565	A	3/1926	Wahl
2,452,504	A	10/1948	Tefft
2,608,953	A	9/1952	Kollsman
2,803,219	A	8/1957	Stoeberl
2,871,824	A	2/1959	Sams
2,883,969	A	4/1959	Sams
2,972,335	A	2/1961	Grube et al.
4,798,582	A	1/1989	Sarath et al.
4,826,341	A	5/1989	Kwak
D303,992	S	10/1989	Grotsch
5,048,989	A	9/1991	Stageman
D322,282	S	12/1991	Mishima
5,165,814	A	11/1992	Buda
5,577,850	A	11/1996	Mishima
D378,762	S	4/1997	Kikuchi et al.
D386,526	S	11/1997	Ito
6,123,476	A	9/2000	Rosenthal
7,172,359	B2	2/2007	Mock
D580,976	S	11/2008	Kida et al.
D582,479	S	12/2008	Cetera
D601,192	S	9/2009	Chen

(Continued)

Primary Examiner — Elizabeth Albert

(74) *Attorney, Agent, or Firm* — Pearne & Gordon LLP

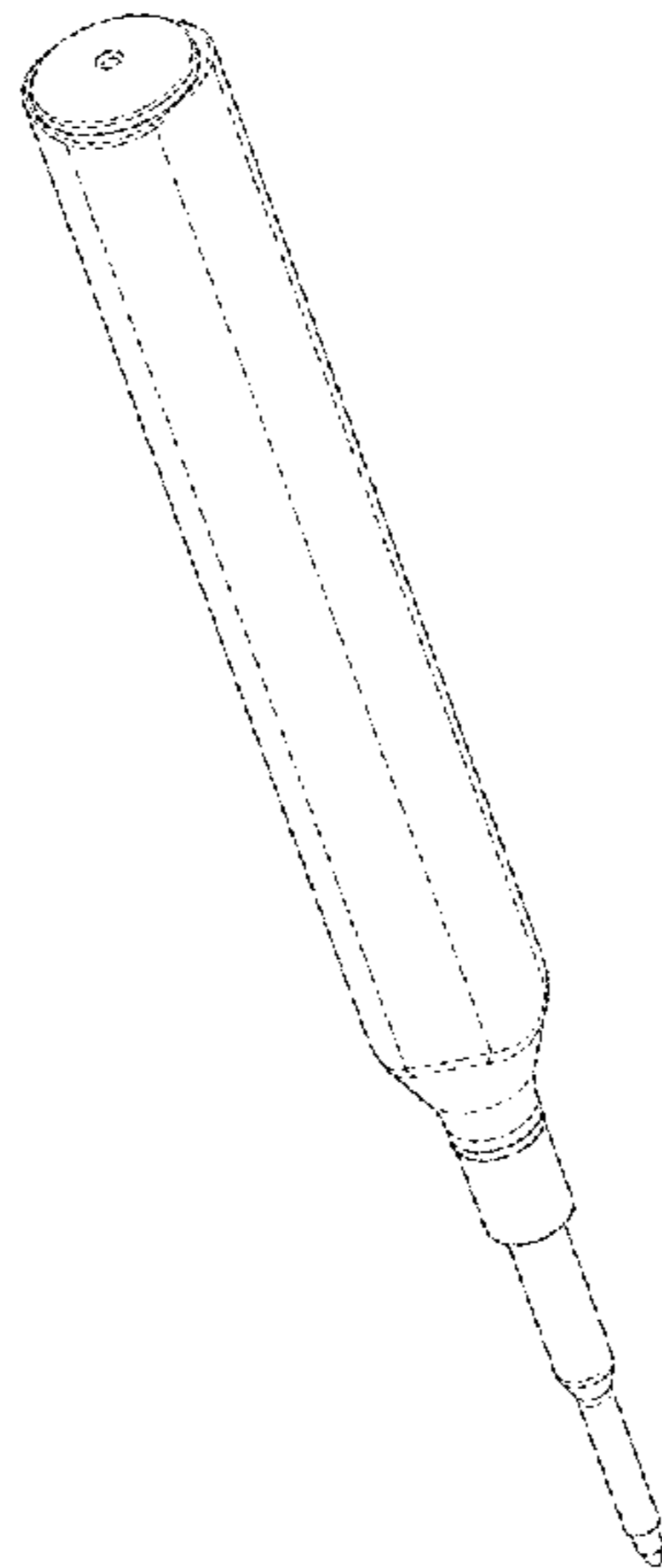
(57) **CLAIM**

The ornamental design for a marker, as shown and described.

DESCRIPTION

FIG. 1 is a perspective view of a marker showing my new design;
FIG. 2 is a front elevational view thereof;
FIG. 3 is a back elevational view thereof;
FIG. 4 is a left side elevational view thereof;
FIG. 5 is a right side elevational view thereof;
FIG. 6 is a bottom plan view thereof; and,
FIG. 7 is a top plan view thereof.

1 Claim, 6 Drawing Sheets



(56)

References Cited

U.S. PATENT DOCUMENTS

D604,768 S 11/2009 Andoh et al.
D670,699 S 11/2012 Sato
D671,167 S 11/2012 Nichols et al.
8,439,587 B2 5/2013 Okabe

D705,868 S 5/2014 Harrison
D714,386 S 9/2014 Au
2007/0274767 A1 11/2007 Greenberg
2014/0369735 A1* 12/2014 Candela B43K 21/027
401/66

* cited by examiner

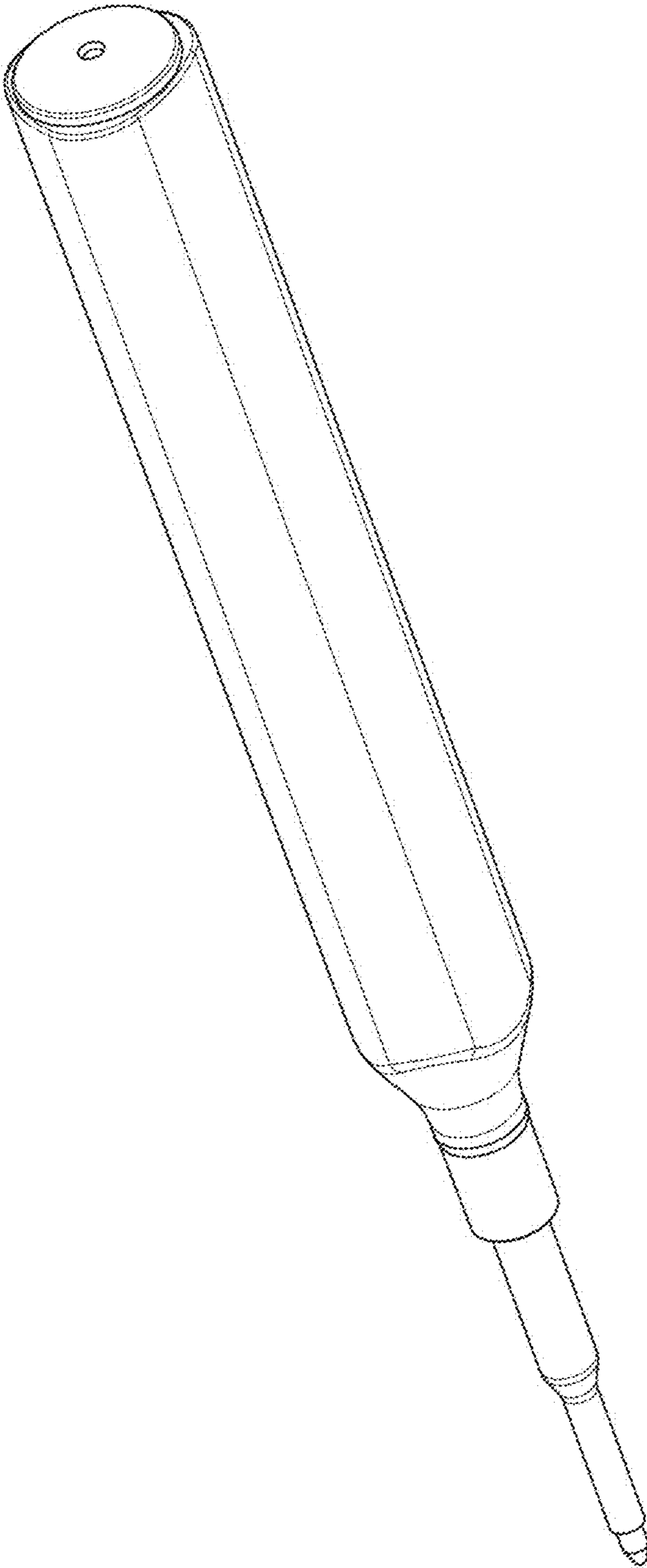


FIG. 1




FIG. 2




FIG. 3




FIG. 4




FIG. 5

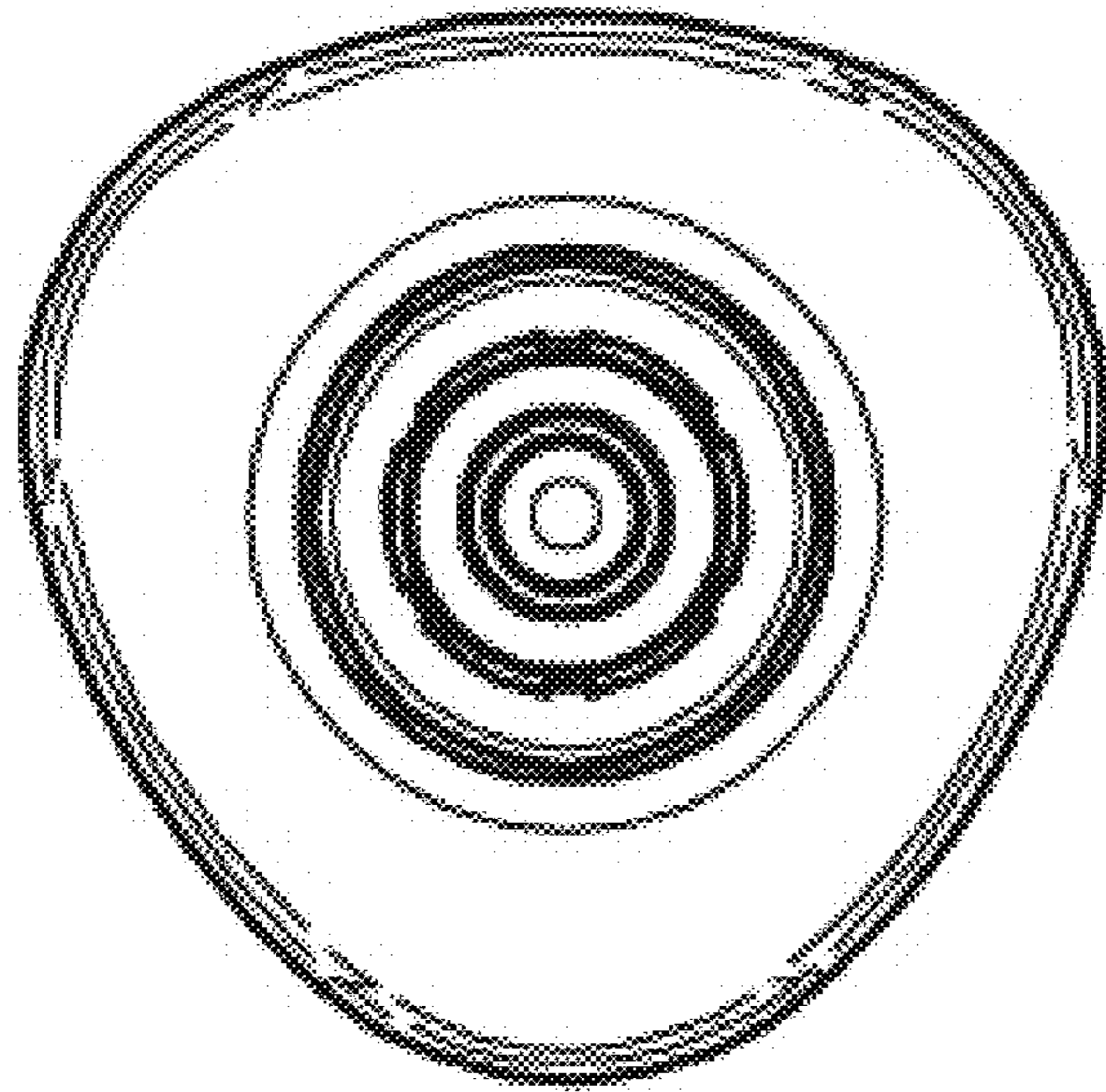


FIG. 6

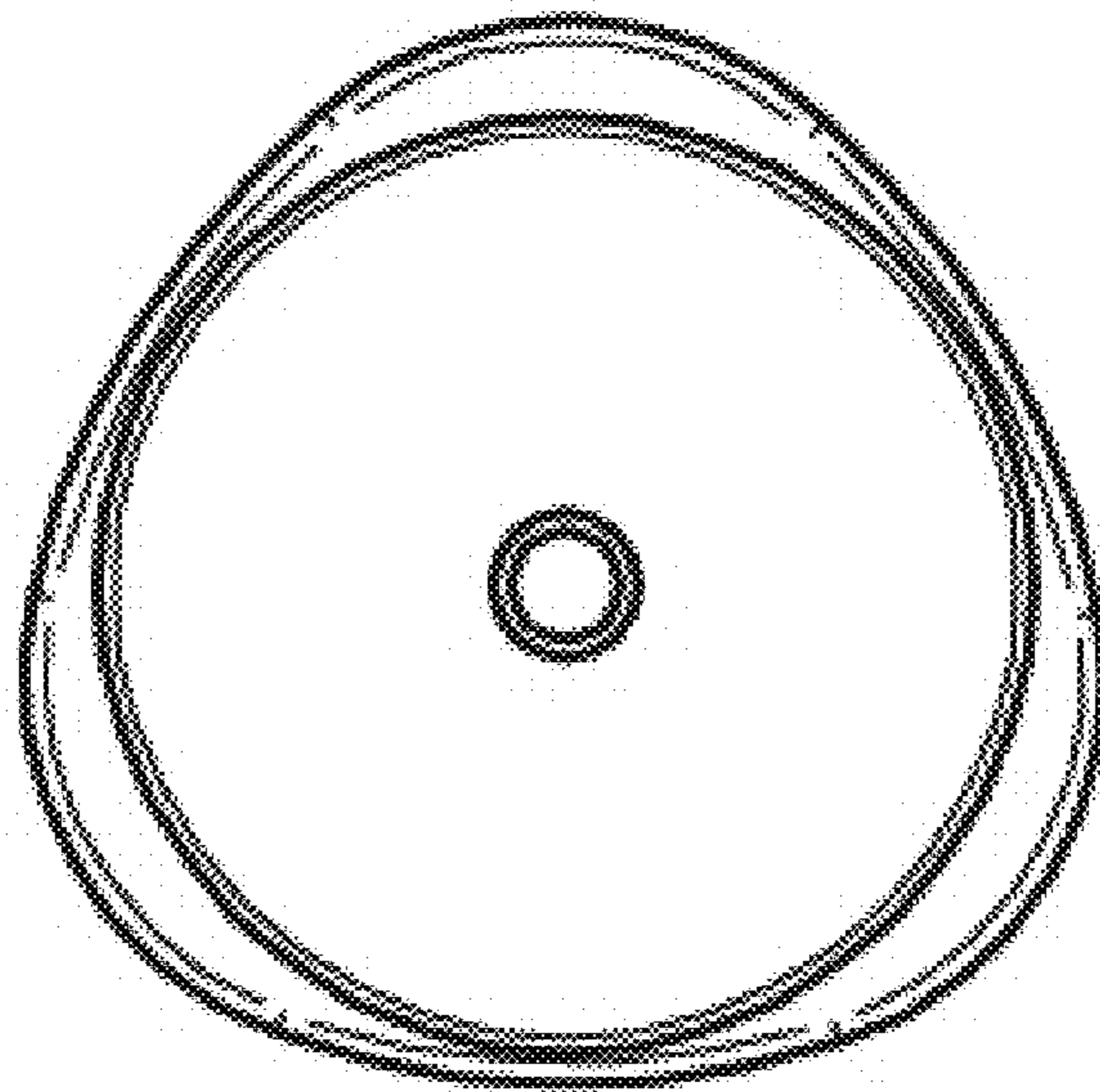


FIG. 7