



US00D751642S

(12) **United States Design Patent**
Cohen-Posey

(10) **Patent No.:** **US D751,642 S**
(45) **Date of Patent:** **** Mar. 15, 2016**

(54) **TEACHING MITTEN**
(71) Applicant: **Kate Cohen-Posey**, Lakeland, FL (US)
(72) Inventor: **Kate Cohen-Posey**, Lakeland, FL (US)
(**) Term: **14 Years**
(21) Appl. No.: **29/511,379**
(22) Filed: **Dec. 10, 2014**
(51) **LOC (10) Cl.** **19-07**
(52) **U.S. Cl.**
USPC **D19/59; D2/622**
(58) **Field of Classification Search**
USPC D19/59-64; 434/168, 429, 260,
434/188-191, 193, 195, 209-210;
D21/587-588; D2/615-617, 619, 622,
D2/980, 623; 2/48, 167, 158-159;
D29/117.1
CPC A41D 19/0072; A41D 19/0051; A41D
19/01; A41D 27/08; A41D 11/00; A63H 3/14;
A41B 13/10; G09B 1/00; G09B 19/00;
G09B 1/08; G09B 17/00; G09B 19/02
See application file for complete search history.

6,142,785 A * 11/2000 Williams G09B 19/02
434/188
D449,423 S * 10/2001 Lowsky D2/615
D488,285 S * 4/2004 Ponzini D2/622
D512,752 S * 12/2005 Stainbrook D21/587
7,296,999 B2 * 11/2007 Webber A41D 19/01
434/168
D565,829 S * 4/2008 Seche D2/623
D617,530 S * 6/2010 Bengyak D2/615
7,914,290 B2 * 3/2011 Yoon A41D 27/08
434/260
D637,788 S * 5/2011 Wood D2/619
D640,463 S * 6/2011 Gardner D2/980
D652,578 S * 1/2012 Cummings D29/117.1
D652,608 S * 1/2012 Tape D2/619
D663,506 S * 7/2012 Barlow D2/617
D679,887 S * 4/2013 Head D2/619
D702,889 S * 4/2014 Daniel D29/117.1
D732,794 S * 6/2015 Patroni D2/619
D737,018 S * 8/2015 Howland D2/619
2002/0108162 A1 * 8/2002 Bolds-Leftridge A41B 13/10
2/48
2014/0259284 A1 * 9/2014 Maltese A41D 19/0072
2/167

* cited by examiner

Primary Examiner — T. Chase Nelson

Assistant Examiner — Mark Cavanna

(74) *Attorney, Agent, or Firm* — Matthew G. McKinney;
Allen, Dyer et al.

(56) **References Cited**

U.S. PATENT DOCUMENTS

D50,445 S * 3/1917 Hinks D21/588
D74,186 S * 1/1928 Myers D2/615
D177,692 S * 5/1956 O'Brien D2/616
D189,637 S * 1/1961 Stanton D2/616
D189,638 S * 1/1961 Stanton D2/616
3,724,101 A * 4/1973 Slezak G09B 17/00
434/168
D270,681 S * 9/1983 Banks D2/615
D282,981 S * 3/1986 Pierce D2/615
D301,083 S * 5/1989 Wagner D2/622
5,022,093 A * 6/1991 Hall A63H 3/14
2/158
D334,658 S * 4/1993 Ivie D2/619
D348,556 S * 7/1994 Haber D2/980
5,468,152 A * 11/1995 Lenart A41D 11/00
434/429

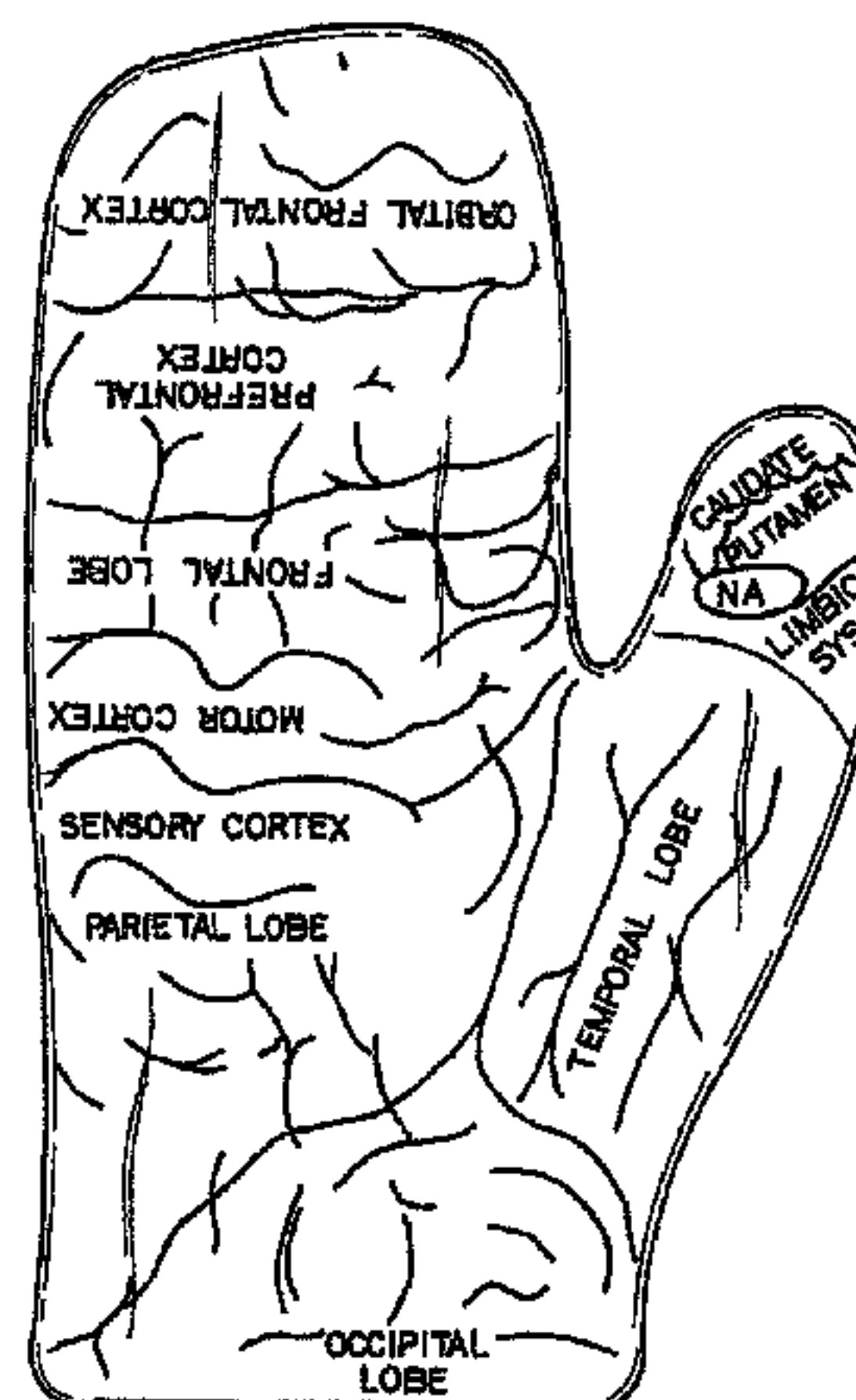
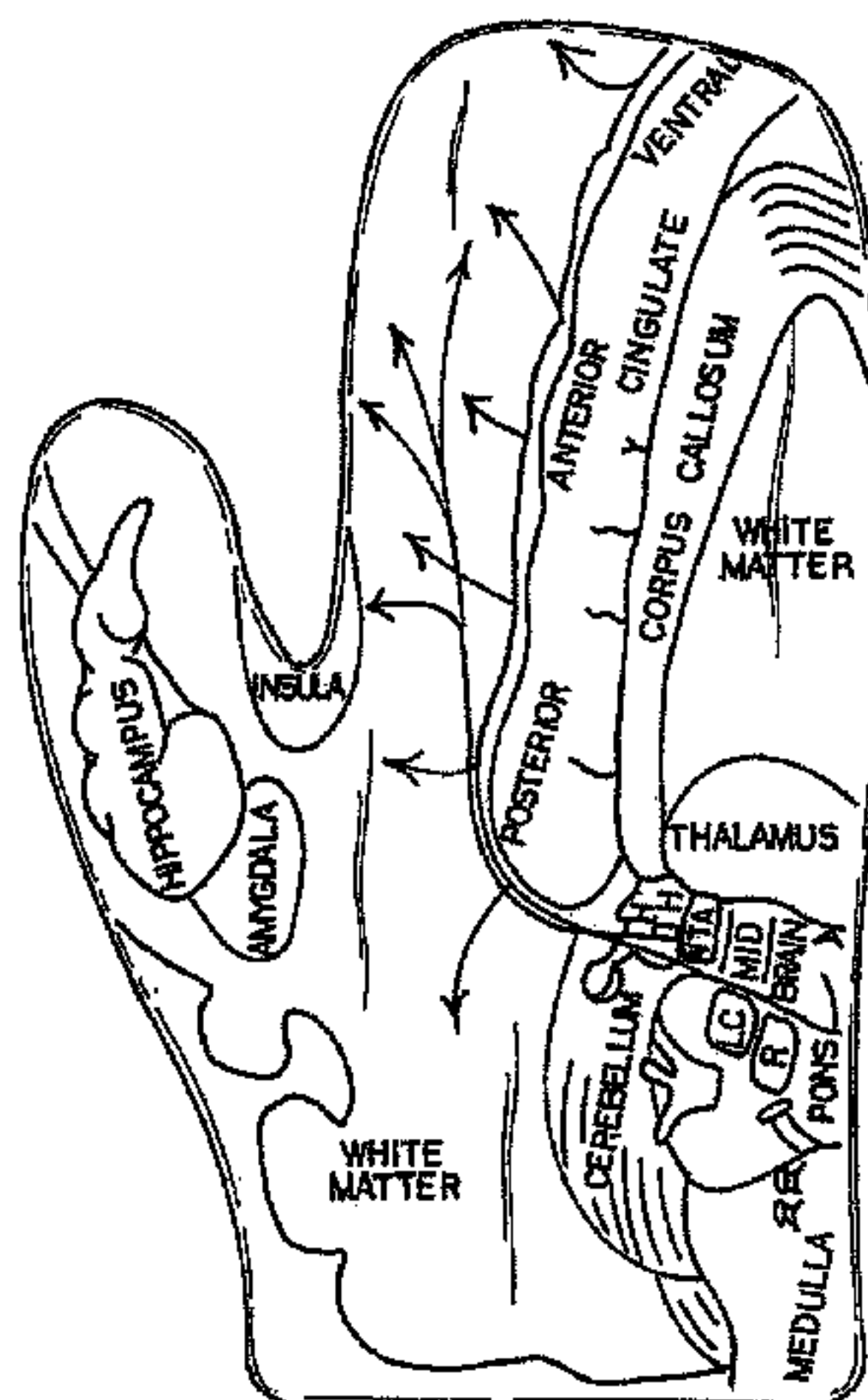
(57) **CLAIM**

The ornamental design for a teaching mitten, as shown and described.

DESCRIPTION

FIG. 1 is a front view the teaching mitten showing my new design;
FIG. 2 is a back view of the teaching mitten;
FIG. 3 is a left side view of FIG. 1;
FIG. 4 is a right side view of FIG. 1;
FIG. 5 is a view of FIG. 1 as seen from the top thereof; and,
FIG. 6 is a view of FIG. 1 as seen from the bottom thereof.

1 Claim, 3 Drawing Sheets



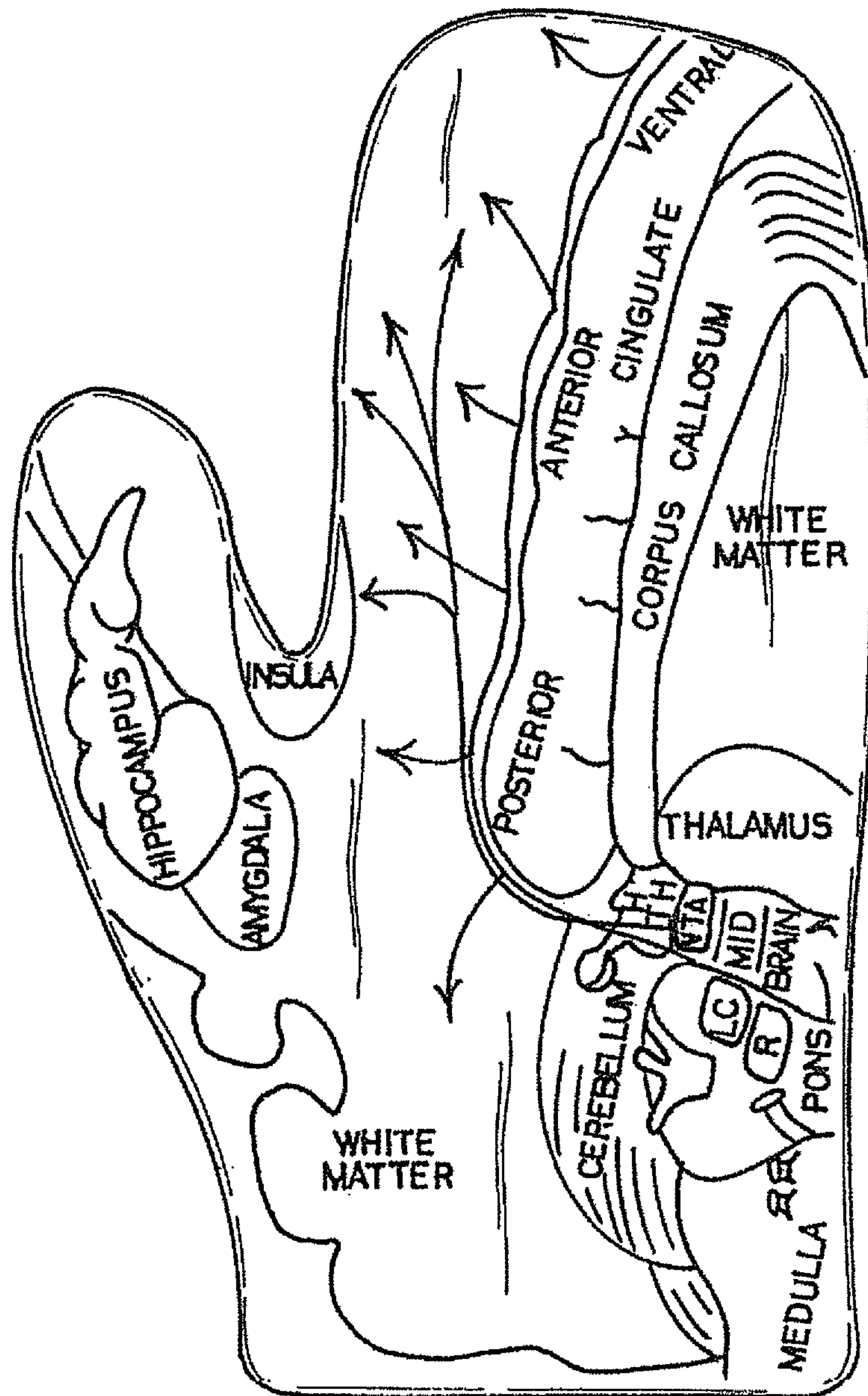


FIG. 1

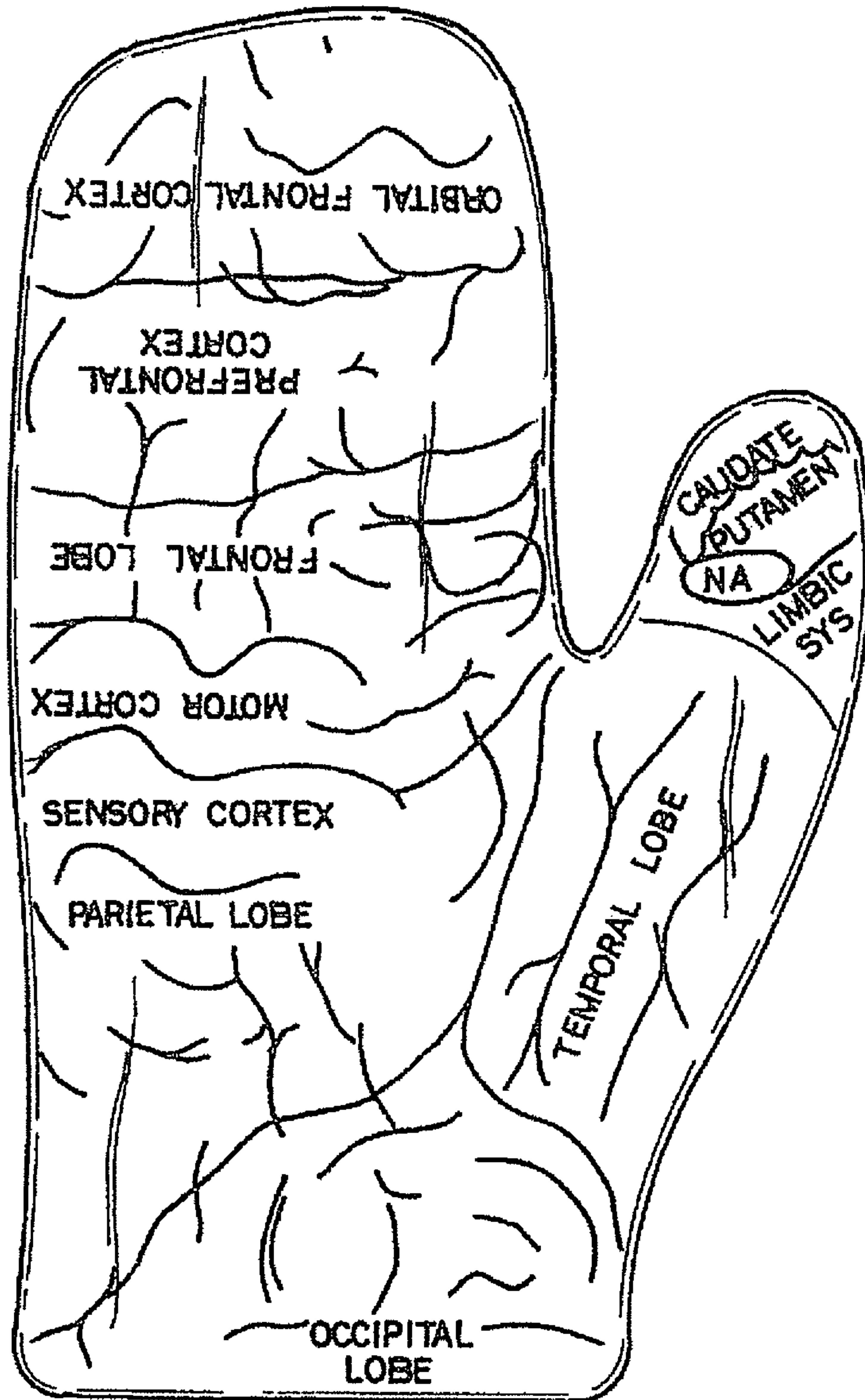


FIG. 2

FIG. 3



FIG. 4



FIG. 5




FIG. 6

