



US00D751615S

(12) **United States Design Patent**
Hachnochi

(10) **Patent No.:** **US D751,615 S**
(45) **Date of Patent:** **** Mar. 15, 2016**

(54) **CONTACT LENS**

(71) Applicant: **EYECARE ADASHOT LTD.**, Tel Aviv
(IL)

(72) Inventor: **Eitan Hachnochi**, Tel Aviv (IL)

(73) Assignee: **EYECARE ADASHOT LTD.**, Tel Aviv
(IL)

(**) Term: **14 Years**

(21) Appl. No.: **29/497,714**

(22) Filed: **Jul. 28, 2014**

(51) **LOC (10) Cl.** **16-06**

(52) **U.S. Cl.**
USPC **D16/101**

(58) **Field of Classification Search**
USPC D16/101, 300-342, 900; D29/109-110;
351/41, 44, 51-52, 62, 158, 92,
351/103-123, 140-153, 63, 59, 45-48;
2/426-432, 447-449, 441, 434-437,
2/13, 15; D21/483, 659-661; D14/372
CPC G02C 2200/08; G02C 1/06; G02C 5/14;
G02C 11/02; G02C 11/04; G02C 5/16;
G02C 2200/22; G02C 5/146; G02C 5/2254;
G02C 5/008; G02C 7/021; G02C 7/04;
G02C 7/046; G02C 7/104; G01C 5/16;
A61M 2021/0044; A63B 33/002

See application file for complete search history.

(56) **References Cited**

U.S. PATENT DOCUMENTS

D230,439 S *	2/1974	Rabuse	D16/101
D232,983 S *	10/1974	Rabuse	D16/101
D416,923 S *	11/1999	Jahnke	D16/101
D447,158 S *	8/2001	Hsu	D16/101
D556,228 S *	11/2007	Lam	D16/101
D656,526 S *	3/2012	Christie et al.	D16/101
D671,580 S *	11/2012	Fahy	D16/101
D681,086 S *	4/2013	Christie et al.	D16/101
2002/0167640 A1 *	11/2002	Francis et al.	351/162
2011/0040376 A1 *	2/2011	Christie et al.	623/6.17

* cited by examiner

Primary Examiner — Raphael Barkai

(74) *Attorney, Agent, or Firm* — Vorys, Sater, Seymour & Pease LLP

(57) **CLAIM**

The ornamental design for a contact lens, as shown and described.

DESCRIPTION

The patent file contains at least one drawing executed in color. Copies of this patent with color drawings will be provided by the Office upon request and payment of the necessary fee.

FIG. 1 is a front elevational view of a contact lens;

FIG. 2 is a rear perspective view thereof;

FIG. 3 is a right-side elevational view thereof;


FIG. 4 is a left-side elevational view thereof;

FIG. 5 is a bottom planar view thereof; and,

FIG. 6 is a top planar view thereof.

The parts delineated in broken line form no part of the claimed design.

1 Claim, 6 Drawing Sheets
(6 of 6 Drawing Sheet(s) Filed in Color)



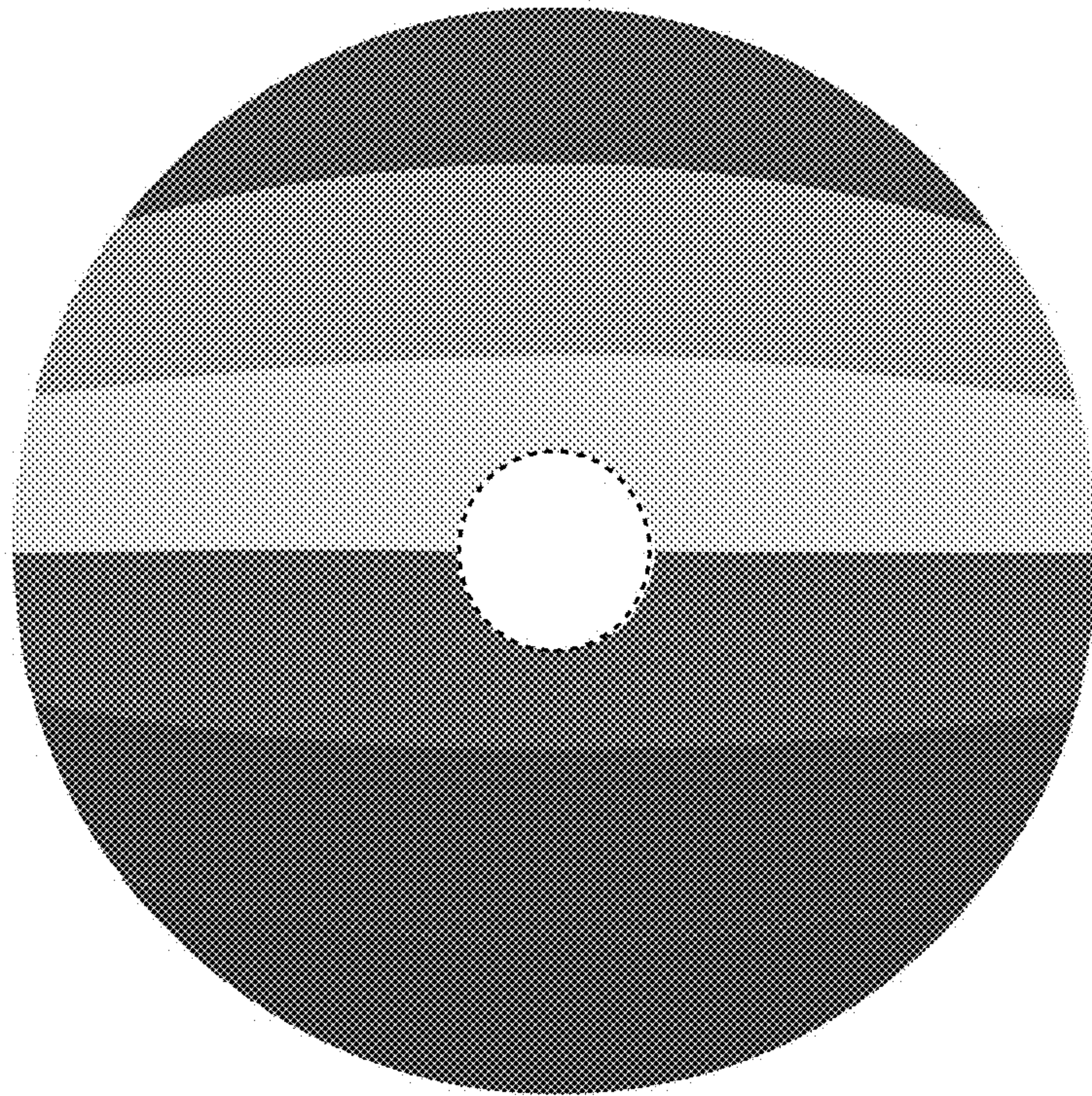


FIG.1

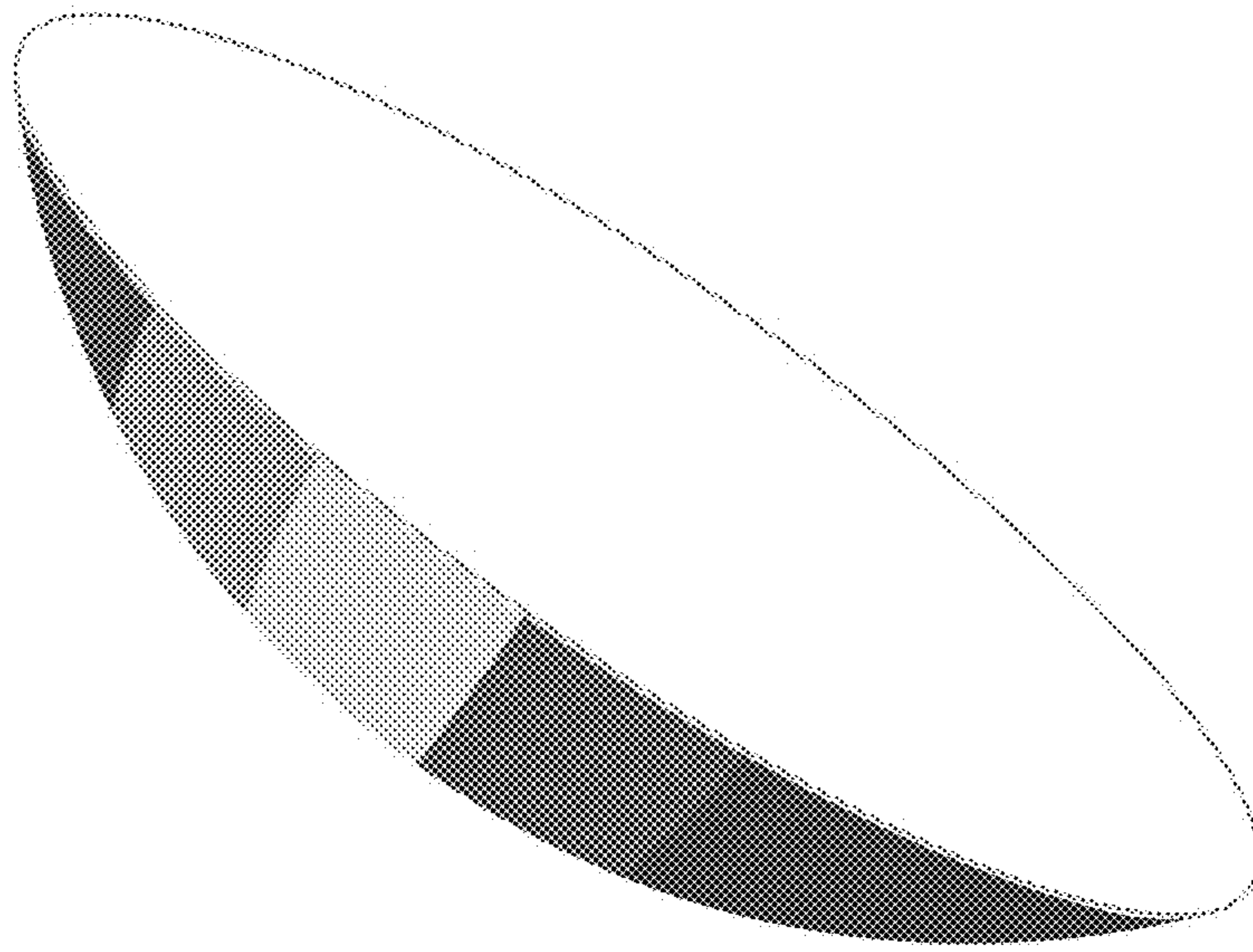


FIG.2




FIG.3




FIG.4




FIG.5




FIG.6