



US00D751614S

(12) **United States Design Patent**
Wilson et al.

(10) **Patent No.:** **US D751,614 S**
(45) **Date of Patent:** **** Mar. 15, 2016**

(54) **MULTIPLE SPINNER CAROUSEL FOR DRESSING A GRINDING WHEEL**

(71) Applicant: **1339513 Ontario Ltd.**, Harrow (CA)

(72) Inventors: **Murray David Wilson**, Harrow (CA);
Steven David Wilson, Harrow (CA);
Omer Leon Hageniers, Windsor (CA)

(73) Assignee: **1339513 Ontario Ltd.**, Ontario (CA)

(**) Term: **14 Years**

(21) Appl. No.: **29/486,521**

(22) Filed: **Mar. 31, 2014**

Related U.S. Application Data

(63) Continuation of application No. 29/453,378, filed on Apr. 29, 2013, now Pat. No. Des. 701,890, which is a continuation of application No. 29/428,491, filed on Jul. 31, 2012, now Pat. No. Des. 681,077, which is a continuation of application No. 29/388,322, filed on Mar. 28, 2011, now Pat. No. Des. 665,830.

(51) **LOC (10) Cl.** **15-09**

(52) **U.S. Cl.**
USPC **D15/126**

(58) **Field of Classification Search**
USPC D15/126, 138; 451/5, 7, 53, 178, 541
See application file for complete search history.

(56) **References Cited**

U.S. PATENT DOCUMENTS

60,431 A 12/1866 Scott et al.
83,339 A 10/1868 Thurston

(Continued)

FOREIGN PATENT DOCUMENTS

CA 1179696 12/1984
CA 2173001 2/1997

(Continued)

OTHER PUBLICATIONS

CA Office Action dated Dec. 13, 2011 for Canadian Application No. 2,630,749, filed May 6, 2008, entitled "Ice Skate Blade Sharpening Machine" to Hageniers et al., 3 pages.

(Continued)

Primary Examiner — Patricia Palasik

(74) *Attorney, Agent, or Firm* — Remarck Law Group PLC

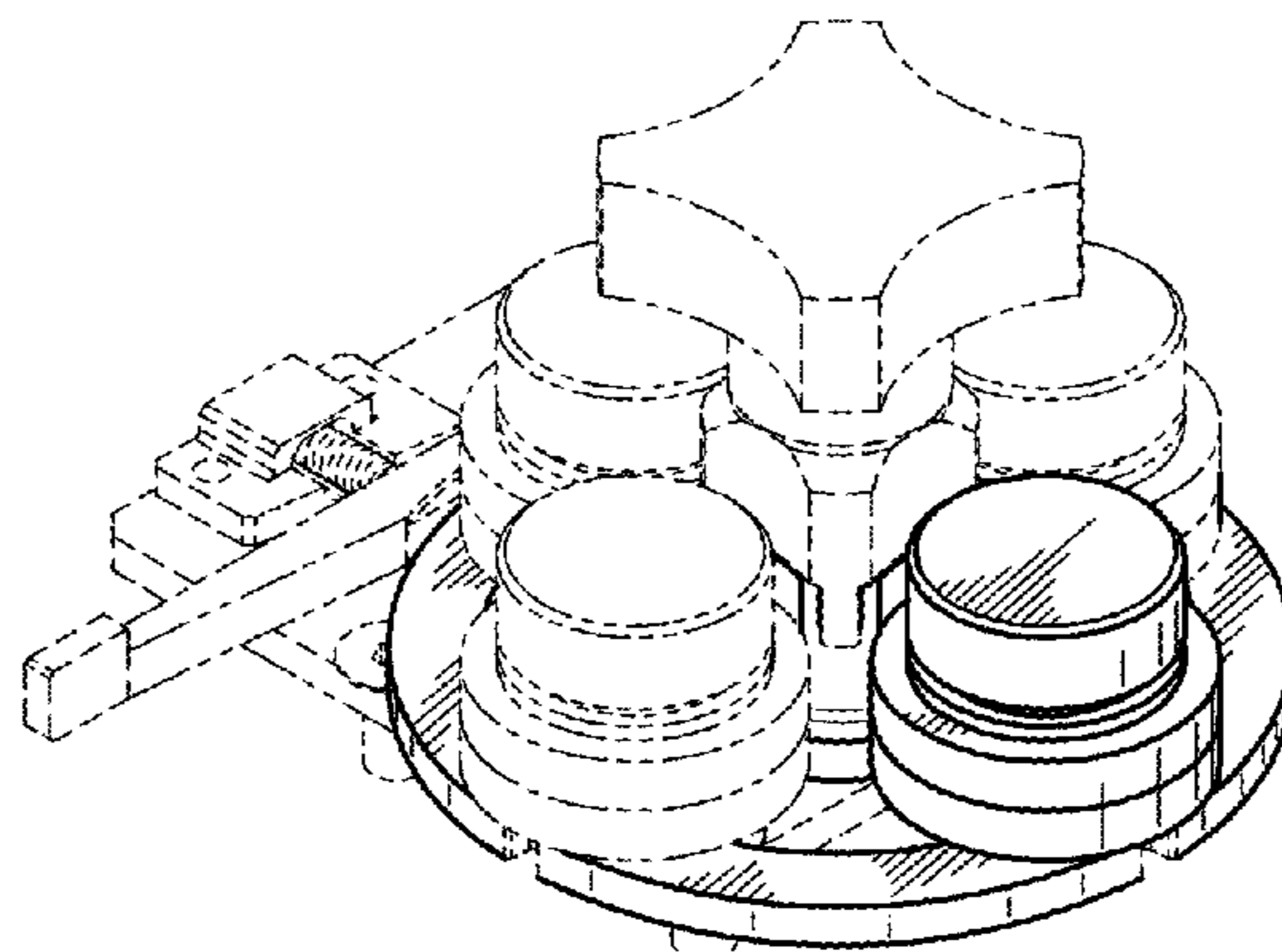
(57) **CLAIM**

The ornamental design for a multiple spinner carousel for dressing a grinding wheel, as shown and described.

DESCRIPTION

FIG. 1 is a perspective view of a multiple spinner carousel in accordance with yet another aspect of the present teachings. FIG. 2 is an opposite view of FIG. 1. FIG. 3 is a partial exploded assembly view showing rotatable spinners spaced from the multiple spinner carousel of FIG. 1. FIG. 4 is an opposite view of FIG. 1. FIG. 5 is a top view of the multiple spinner carousel of FIG. 1. FIG. 6 is a bottom view of the multiple spinner carousel of FIG. 1. FIG. 7 is a front view of the multiple spinner carousel of FIG. 1. FIG. 8 is a rear view of the multiple spinner carousel of FIG. 1. FIG. 9 is a side view of the multiple spinner carousel of FIG. 1. FIG. 10 is an opposite view of FIG. 1; and, FIG. 11 is a perspective view of the multiple spinner carousel of FIG. 1 attached to a grinding machine adjacent a grinding wheel in accordance with the present teachings. The broken lines in the drawings depict unclaimed environmental subject matter.

1 Claim, 7 Drawing Sheets



(56)

References Cited

U.S. PATENT DOCUMENTS

750,696 A 1/1904 Price
 1,100,976 A 6/1914 Hille
 1,181,831 A 5/1916 Browne
 1,786,553 A 12/1930 Thorngren
 1,826,958 A 10/1931 John
 2,055,665 A 9/1936 Moon
 2,150,964 A 3/1939 Hugo
 2,181,923 A 12/1939 Smolarek
 2,229,374 A 1/1941 Devau
 2,486,850 A 11/1949 Ives
 2,904,342 A 9/1959 Jones et al.
 3,271,906 A 9/1966 Esopi
 3,517,659 A 6/1970 Kane et al.
 3,735,533 A 5/1973 Salberg
 3,827,185 A 8/1974 Smith
 4,055,026 A 10/1977 Zwicker
 4,094,101 A 6/1978 Robinson
 4,114,913 A 9/1978 Newell et al.
 4,235,050 A 11/1980 Hannaford et al.
 4,271,635 A 6/1981 Szalay
 4,294,043 A 10/1981 Sakcriska
 D264,984 S 6/1982 Olivieri
 4,392,658 A 7/1983 Redmond et al.
 4,411,250 A 10/1983 Lach
 4,534,134 A 8/1985 Consay et al.
 4,535,571 A 8/1985 Smith
 4,615,144 A 10/1986 Peacock et al.
 4,722,152 A 2/1988 Ek et al.
 4,756,125 A 7/1988 Kadnar
 4,805,586 A 2/1989 Borse
 4,907,813 A 3/1990 Hall
 5,009,039 A 4/1991 Lager et al.
 5,248,156 A 9/1993 Cann et al.
 5,287,657 A 2/1994 Tschida et al.
 5,332,242 A 7/1994 Cann et al.
 5,348,079 A 9/1994 Tanaka
 5,354,078 A 10/1994 Bellelsle
 5,431,597 A 7/1995 Anderson
 5,441,100 A 8/1995 Ueda et al.
 5,445,050 A 8/1995 Owens
 5,499,556 A 3/1996 Exner et al.
 5,547,416 A 8/1996 Timms
 D373,399 S 9/1996 Both
 D373,807 S 9/1996 Swande
 5,570,893 A 11/1996 Swande
 5,591,069 A 1/1997 Wurthman
 5,641,169 A 6/1997 Bekessy
 5,704,829 A 1/1998 Long
 5,725,419 A 3/1998 Osthoff et al.
 5,769,434 A 6/1998 Wurthner
 D396,515 S 7/1998 Venier et al.
 5,826,890 A 10/1998 Swande
 5,975,197 A 11/1999 Kado
 6,030,283 A 2/2000 Anderson
 6,109,622 A 8/2000 Reynolds
 6,113,474 A 9/2000 Shih et al.
 6,116,989 A 9/2000 Balastik
 6,203,028 B1 3/2001 Kress
 6,234,532 B1 5/2001 Kollen
 6,286,498 B1 9/2001 Sung
 6,308,700 B1 10/2001 Lierse
 6,318,738 B1 11/2001 Abkowitz et al.
 6,368,198 B1 4/2002 Sung et al.
 6,422,934 B1 7/2002 Blach et al.
 6,443,819 B2 9/2002 Sakcriska
 6,467,778 B1 10/2002 Goldsmith et al.
 6,481,113 B1 11/2002 Brenner et al.
 6,619,674 B2 9/2003 Baldwin
 6,620,523 B2 9/2003 Abkowitz et al.
 6,695,322 B2 2/2004 Goldsmith et al.
 D500,112 S 12/2004 Brumpton
 6,830,251 B2 12/2004 Titzmann
 6,953,390 B2 10/2005 Sakurai et al.
 D514,643 S 2/2006 Henderson
 7,073,810 B2 7/2006 Wilson

7,234,709 B2 6/2007 Lambert
 D555,180 S 11/2007 Amamoto et al.
 7,380,801 B2 6/2008 Rudolph
 7,387,302 B2 6/2008 Goldsmith et al.
 7,559,828 B2 7/2009 Liao
 D603,432 S 11/2009 Wilson et al.
 7,648,146 B2 1/2010 Tatomir
 7,673,884 B2 3/2010 Wuerthner
 D626,978 S 11/2010 Huh
 D631,120 S 1/2011 Salmon
 7,866,675 B2 1/2011 Hauser
 D637,676 S 5/2011 Wilson et al.
 7,934,978 B2 5/2011 Wilson et al.
 8,056,907 B2 11/2011 Wilson et al.
 D665,830 S * 8/2012 Wilson et al. D15/126
 8,277,284 B2 10/2012 Wilson et al.
 D681,077 S * 4/2013 Wilson et al. D15/126
 D688,343 S 8/2013 Wilson et al.
 8,574,030 B2 11/2013 Wilson et al.
 D701,890 S * 4/2014 Wilson et al. D15/126
 2001/0052678 A1 12/2001 Titzmann
 2002/0014041 A1 2/2002 Baldoni et al.
 2003/0106270 A1 6/2003 Baldoni et al.
 2003/0234499 A1 12/2003 Rudolph
 2004/0157537 A1 8/2004 Tatum et al.
 2005/0276979 A1 12/2005 Slutz et al.
 2006/0040584 A1 2/2006 Ray et al.
 2006/0183411 A1 8/2006 Moon
 2007/0001426 A1 1/2007 Wade
 2008/0051013 A1 2/2008 Burgess
 2009/0206563 A1 8/2009 Ferras
 2009/0273149 A1 11/2009 Wilson et al.
 2010/0194062 A1 8/2010 Hauser
 2010/0201088 A1 8/2010 Newman et al.

FOREIGN PATENT DOCUMENTS

CA 2373449 11/2000
 WO 0067949 11/2000

OTHER PUBLICATIONS

CA Office Action dated Jun. 13, 2011 for Canadian Application No. 2,663,095, filed Apr. 16, 2009, entitled "Ice Skate Blades" to Wilson et al., 2 pages.
 CA Office Action dated Jun. 8, 2011 for Canadian Application No. 2,630,749, filed May 6, 2008, entitled "Ice Skate Blade Sharpening Machine" to Hageniers et al., 3 pages.
 Office Action dated Feb. 15, 2012 for U.S. Appl. No. 13/073,497, entitled "Ice Skate Blades and Sharpening Machines" to Wilson et al., 19 pages.
 Office Action dated Mar. 25, 2011 for U.S. Appl. No. 12/402,838, filed Mar. 12, 2009, entitled "Ice Skate Blades" to Wilson et al., 15 pages.
 Office Action dated Nov. 26, 2010 for U.S. Appl. No. 12/402,838, filed Mar. 12, 2009, entitled "Ice Skate Blades" to Wilson et al., 20 pages.
 Office Action dated Nov. 9, 2010 for U.S. Appl. No. 12/114,191, filed May 2, 2008, entitled "Ice Skate Blade Sharpening Machine" to Wilson et al., 9 pages.
 Office Action dated Oct. 6, 2010 for U.S. Appl. No. 12/114,191, filed May 2, 2008, entitled "Ice Skate Blade Sharpening Machine" to Wilson et al., 20 pages.
 Printout purporting to be a portion of Abrasive Technology, Manufacturer of Diamond & CBN Tooling: Resin & Metal Bonded Product Line and including a copyright notice date of 2004 on the final page, 11 pages.
 Printout purporting to be a portion of Norton Stock Catalog 2005-2006 Diamond Tools and bearing no date, 16 pages.
 Printout purporting to be a webpage of Norton Abrasives from 2006 and bearing a date of Jul. 29, 2011, 1 page.
 Submission of Prior Art Under Provisions of Section 34 for Canadian Application No. 2,630,749 dated Jul. 29, 2011, 141 pages including 6 Exhibits.

* cited by examiner

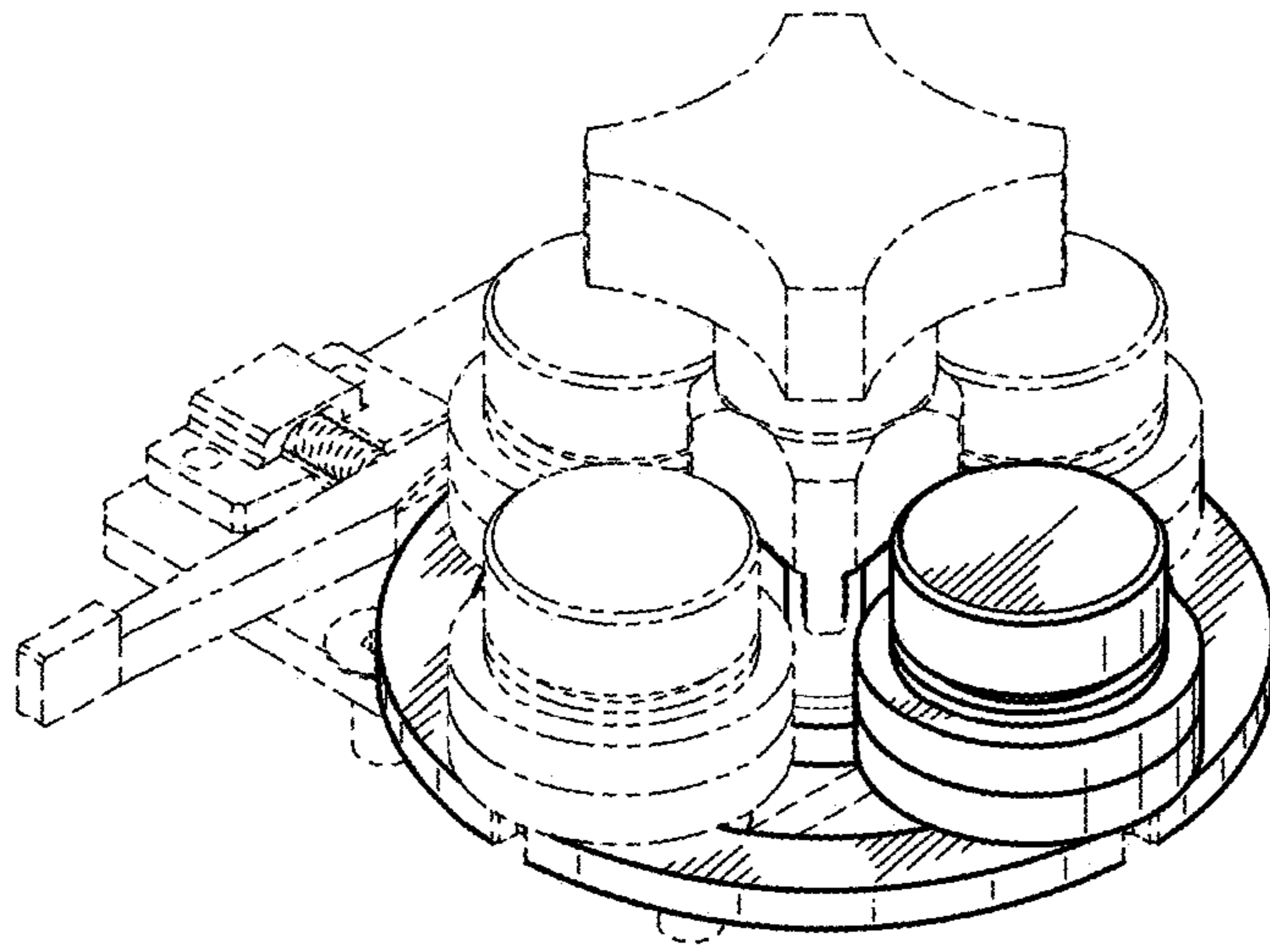


FIG. 1

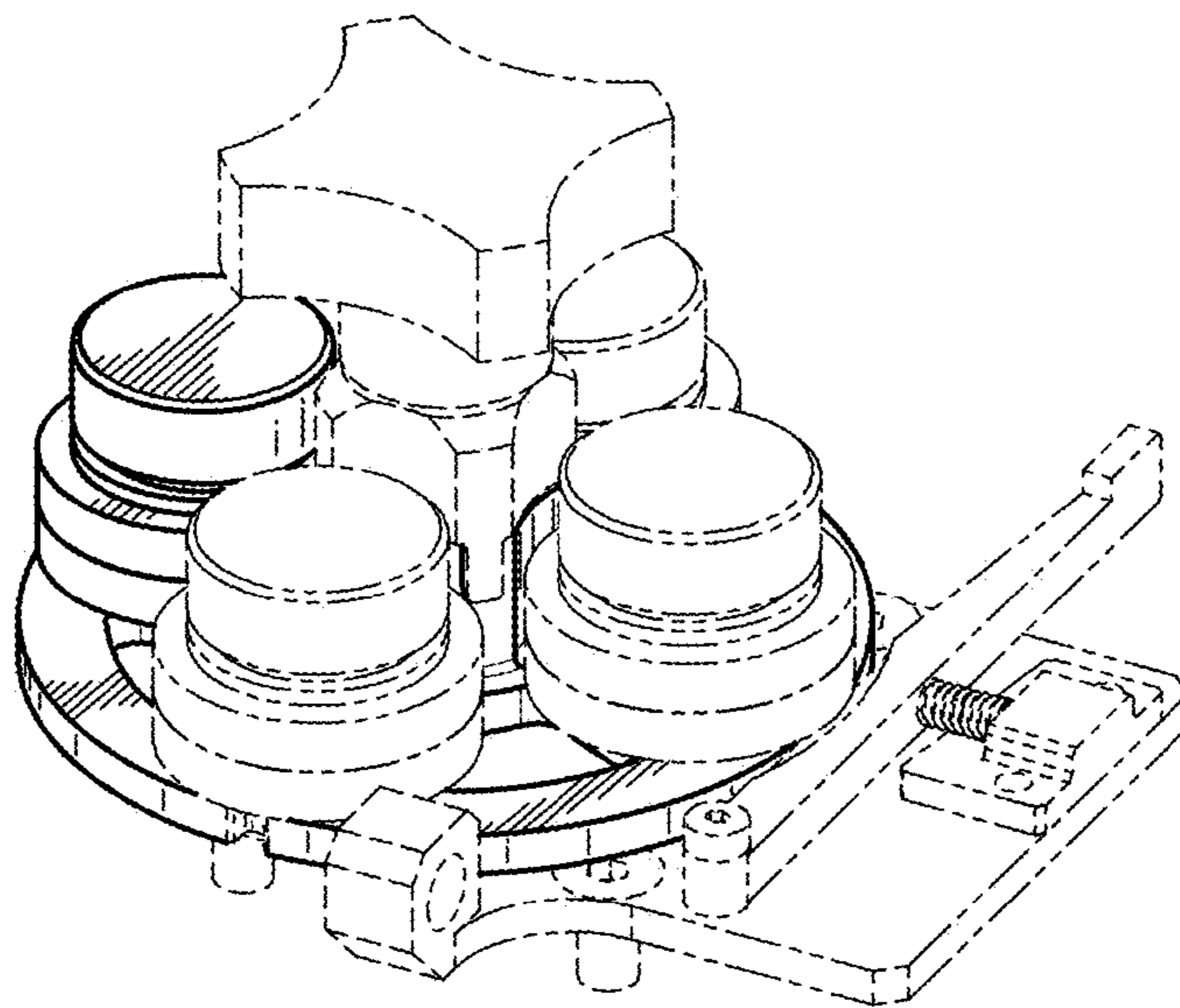


FIG. 2

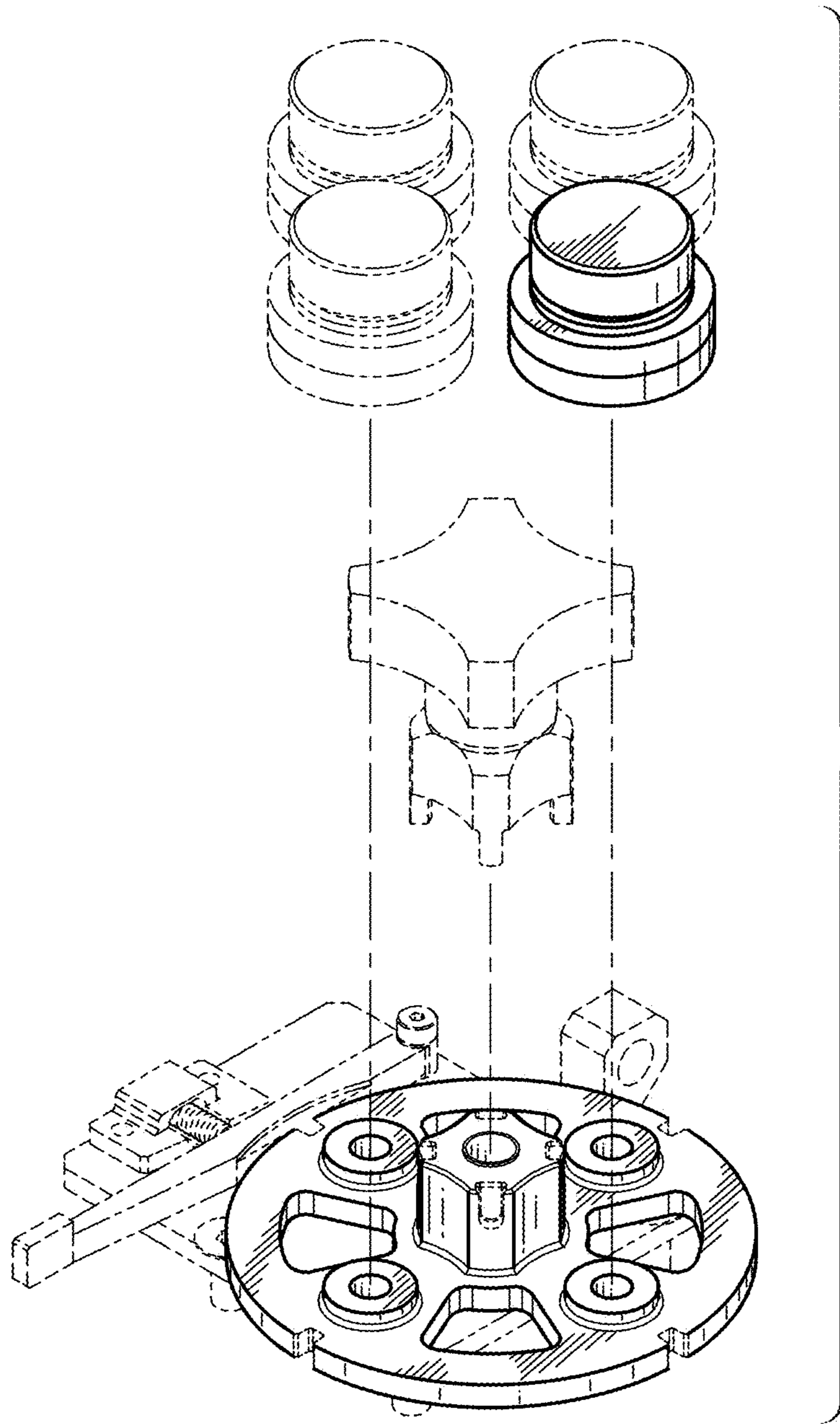


FIG. 3

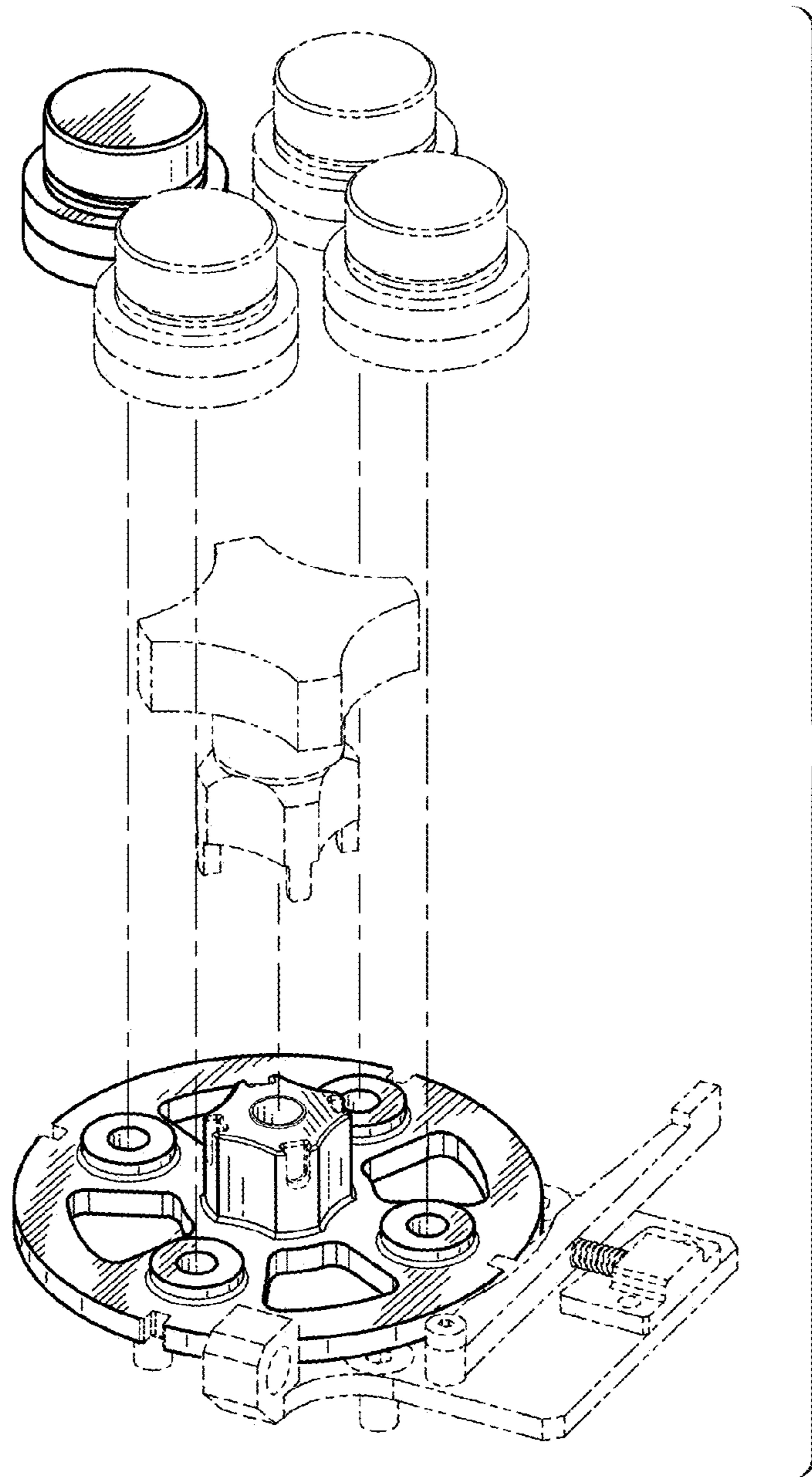


FIG. 4

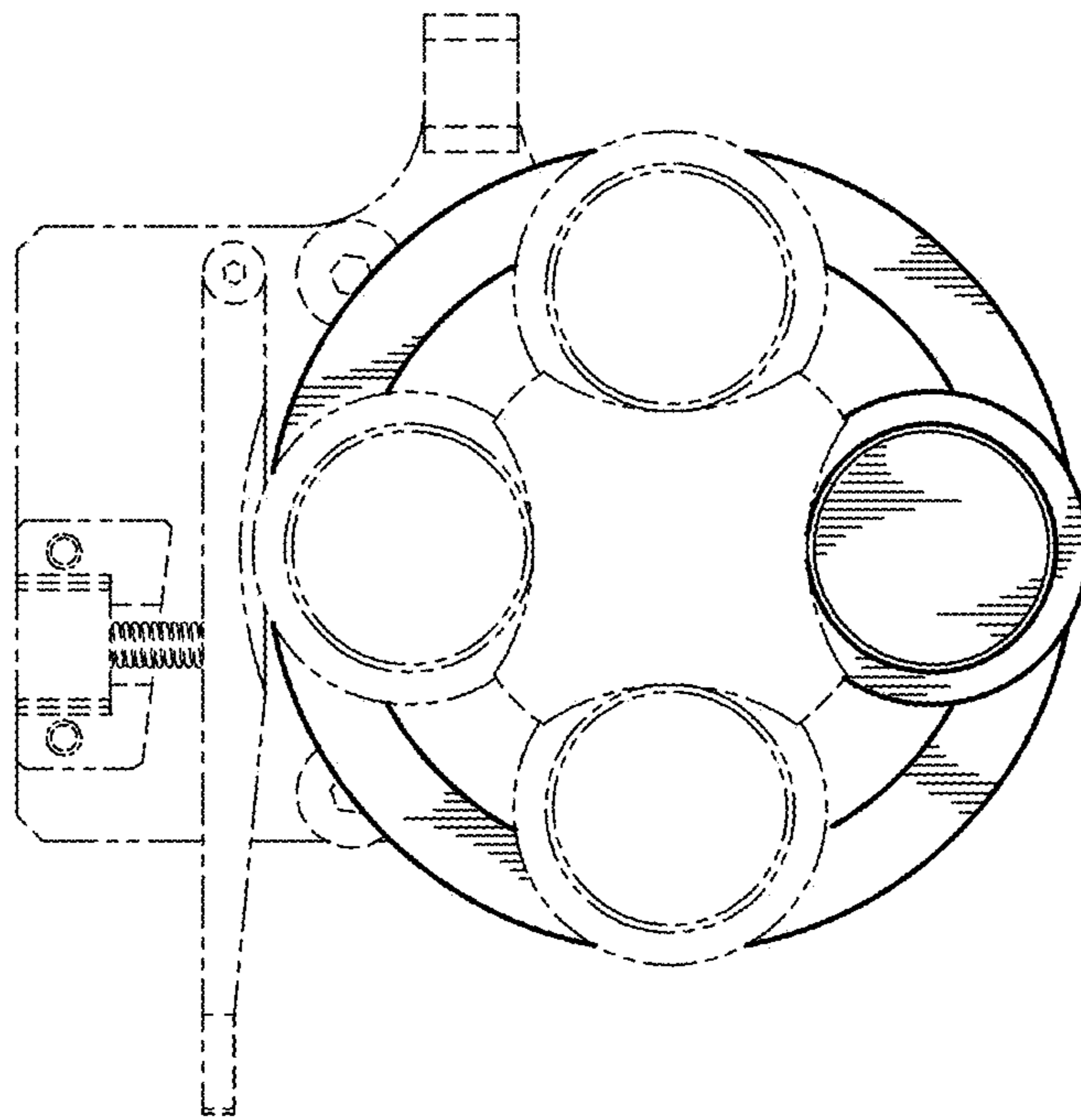


FIG. 5

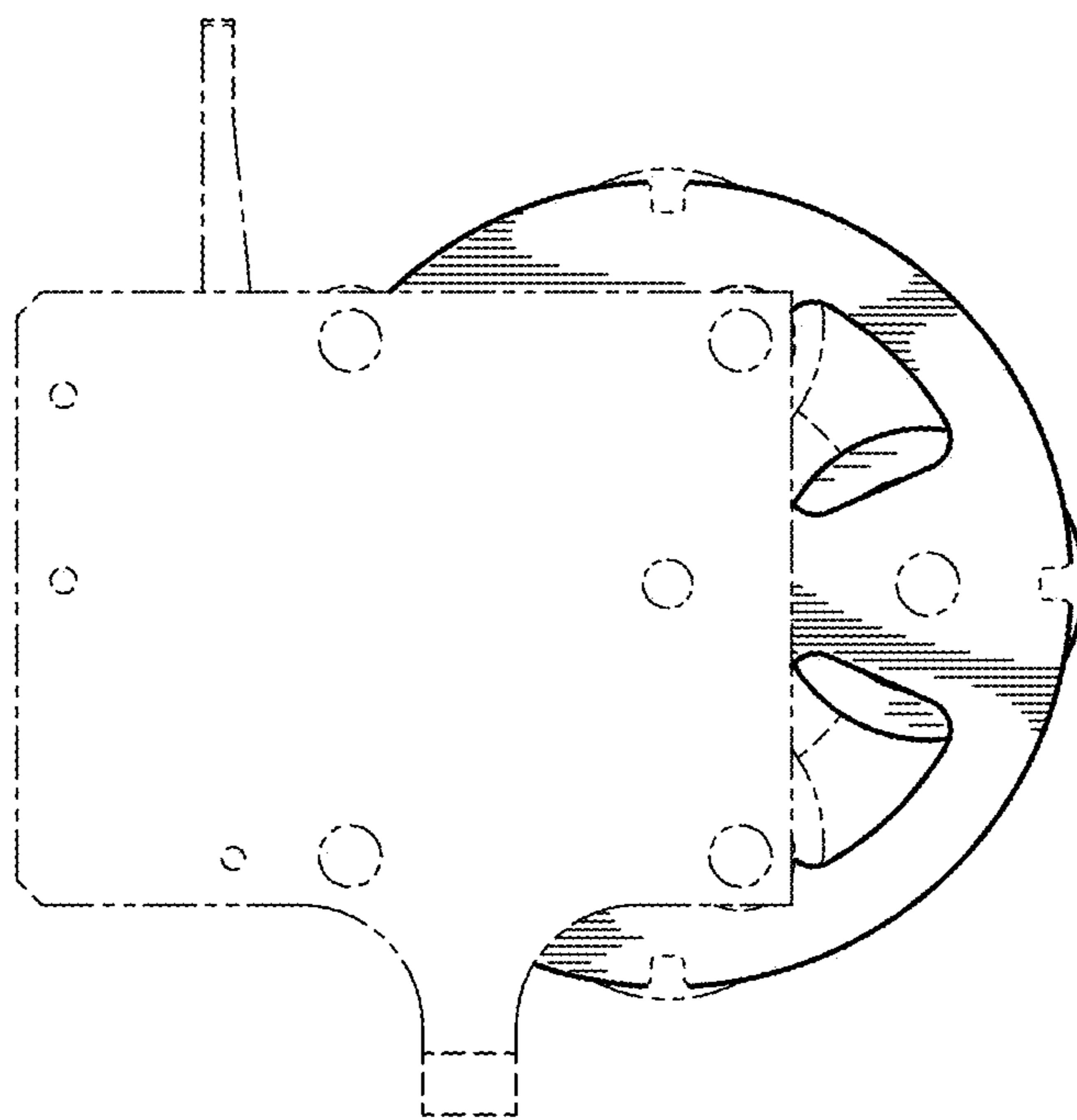


FIG. 6

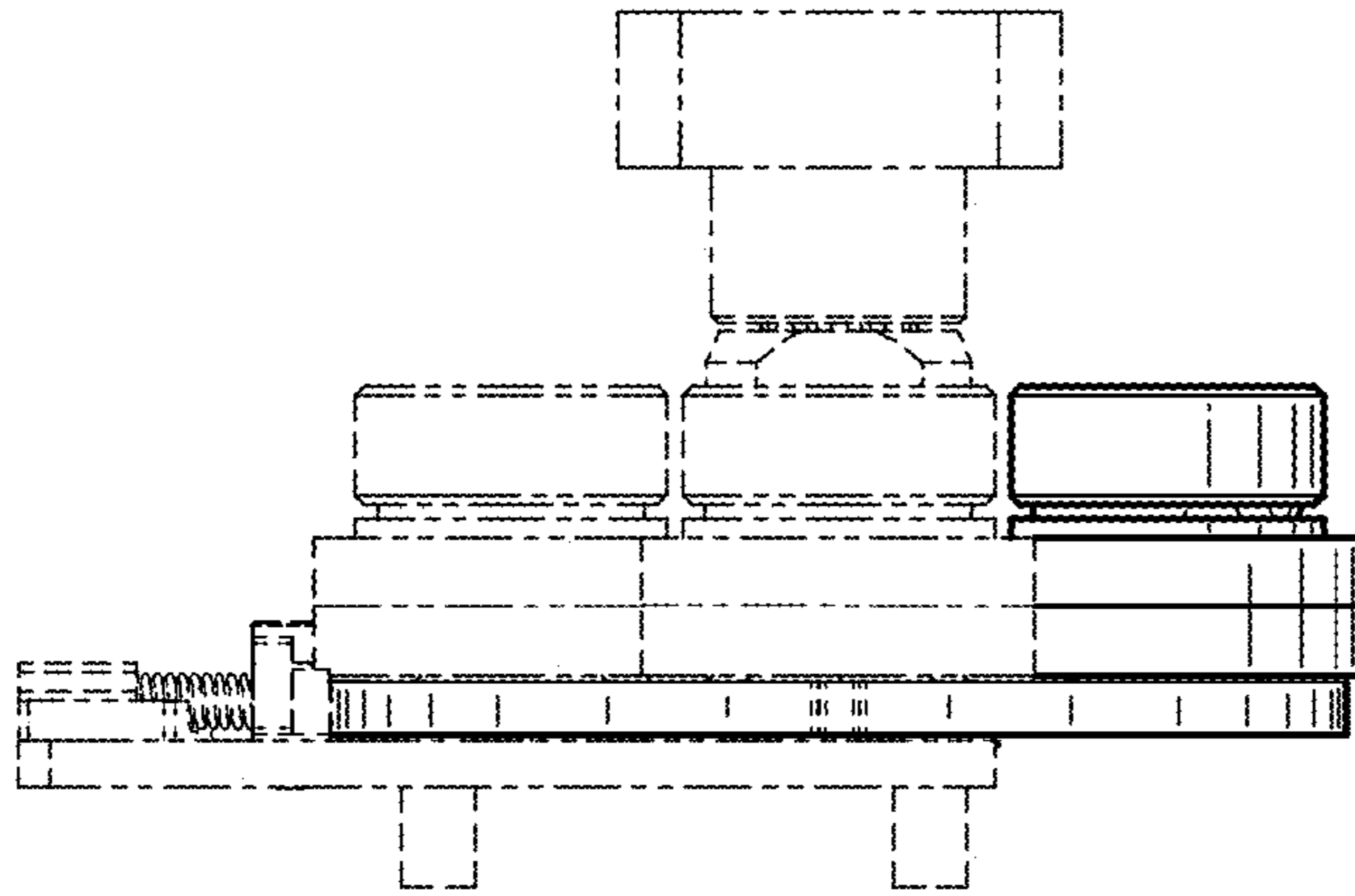


FIG. 7

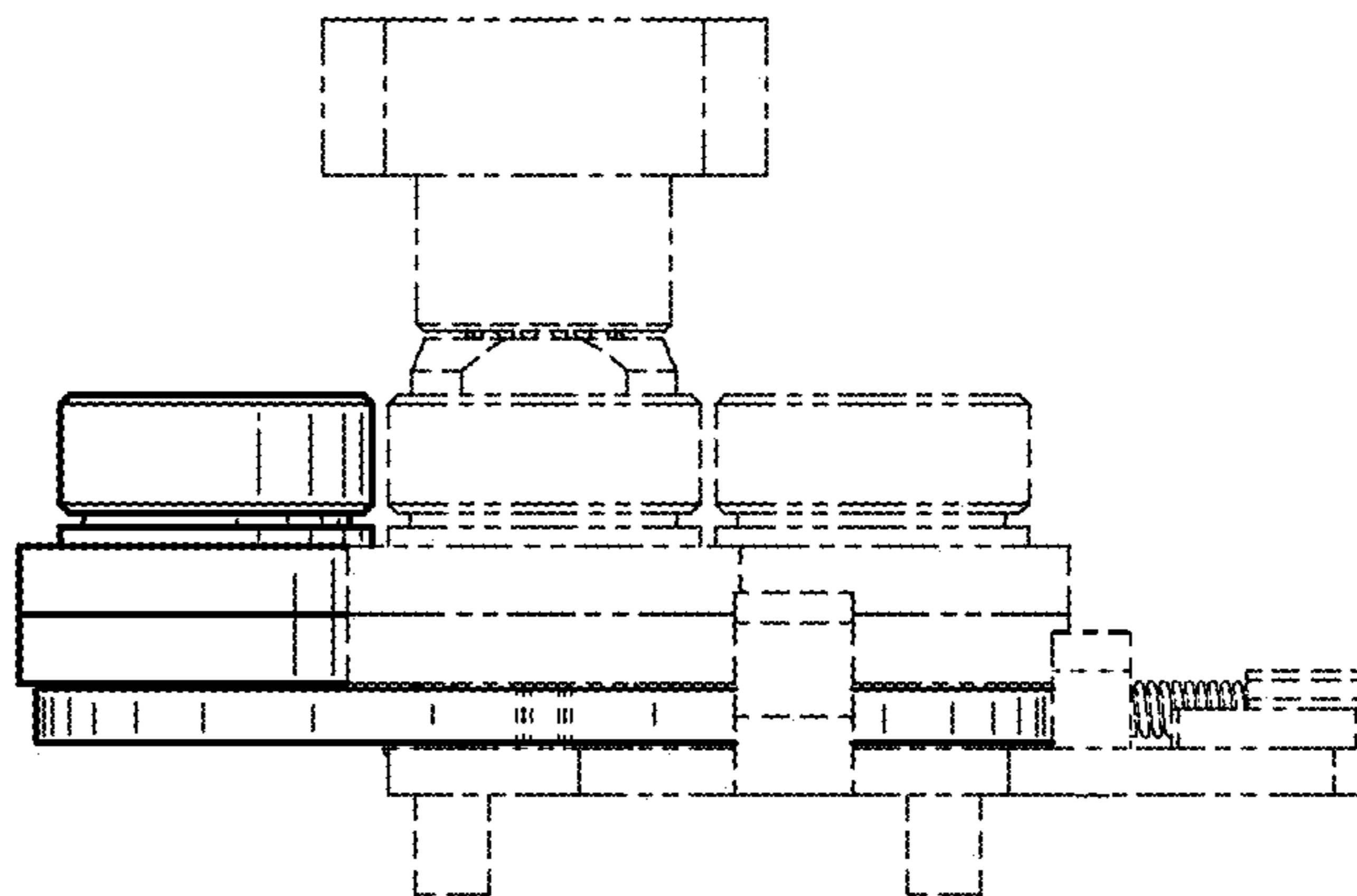


FIG. 8

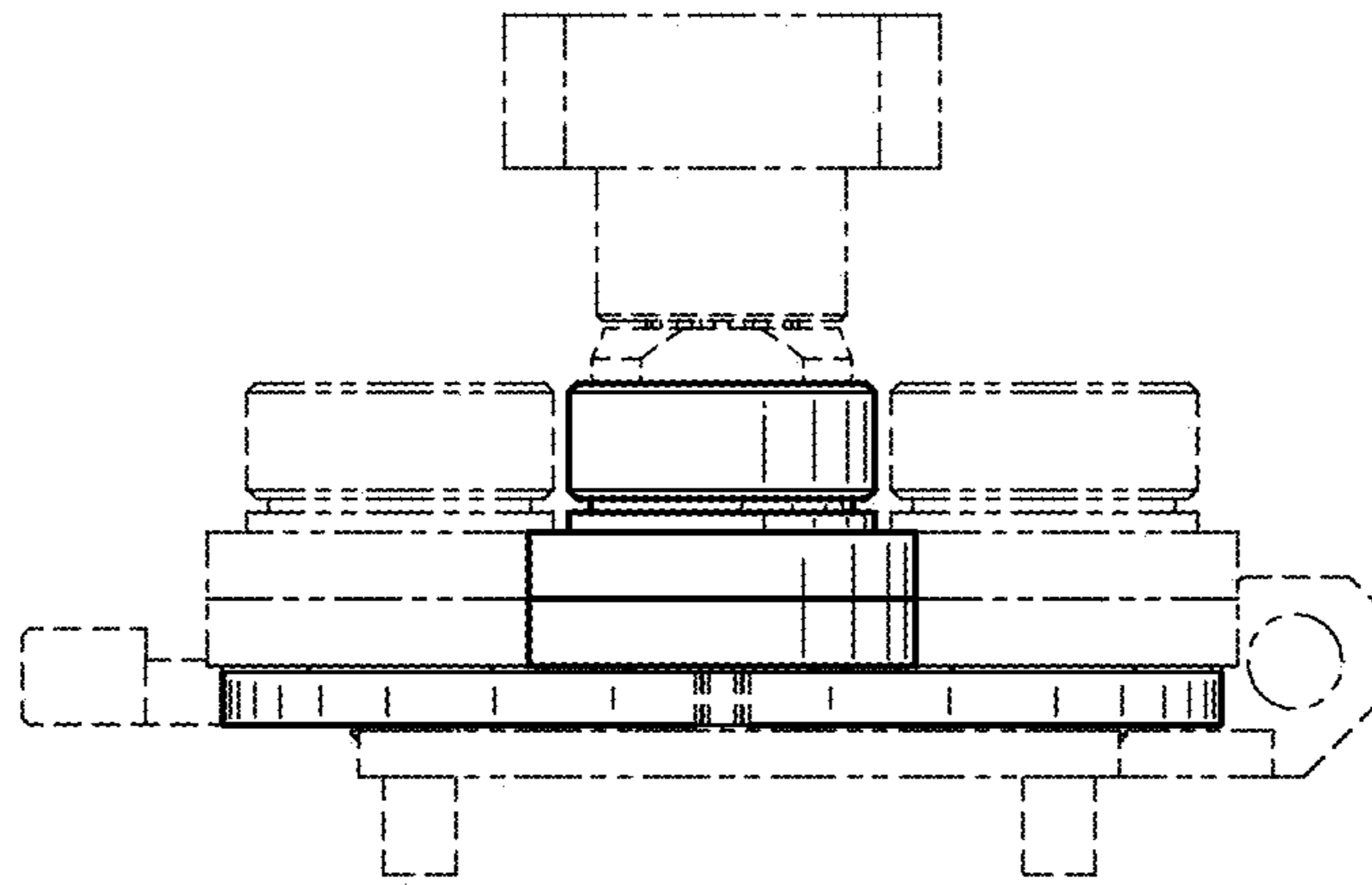


FIG. 9

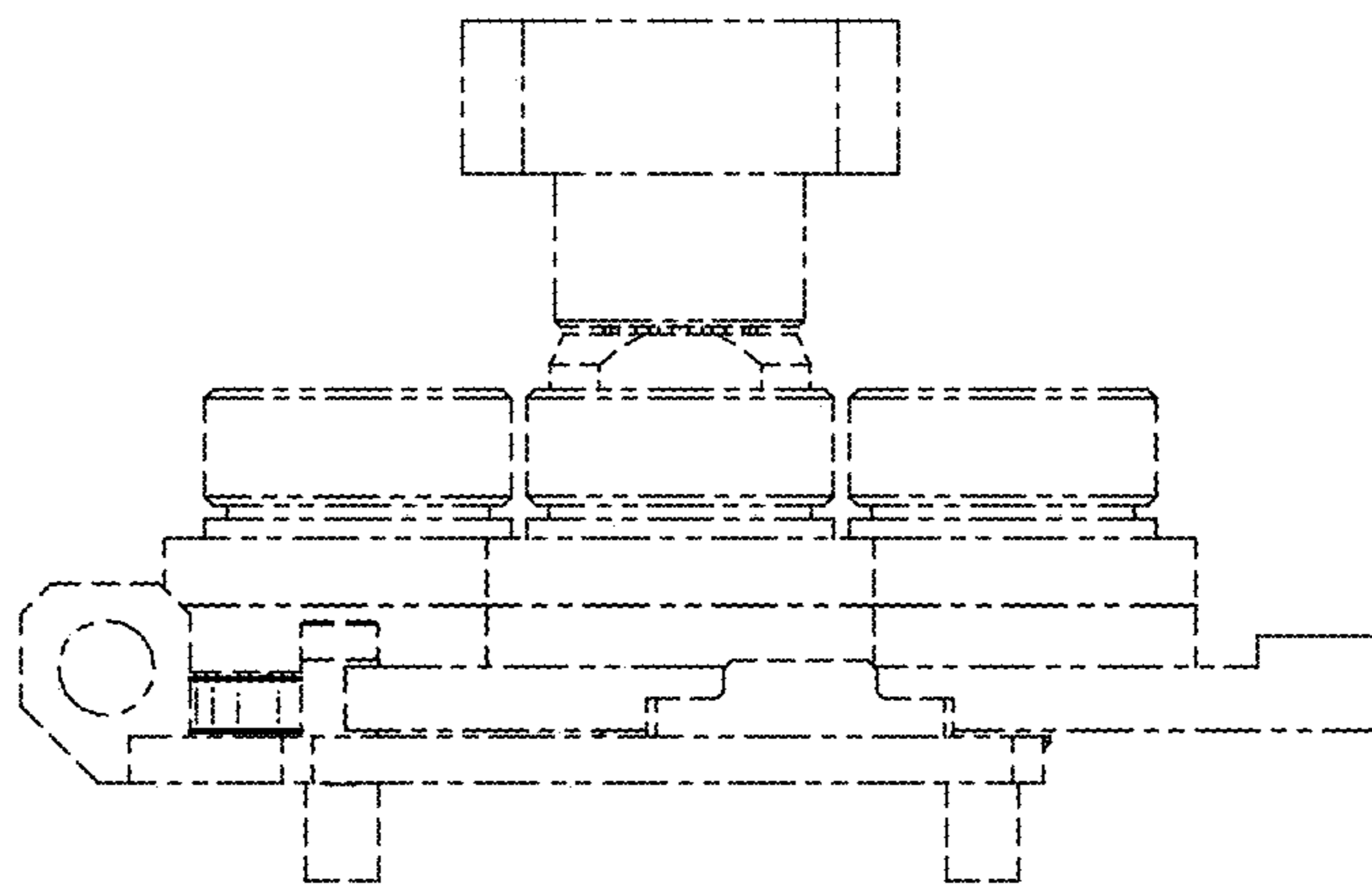


FIG. 10

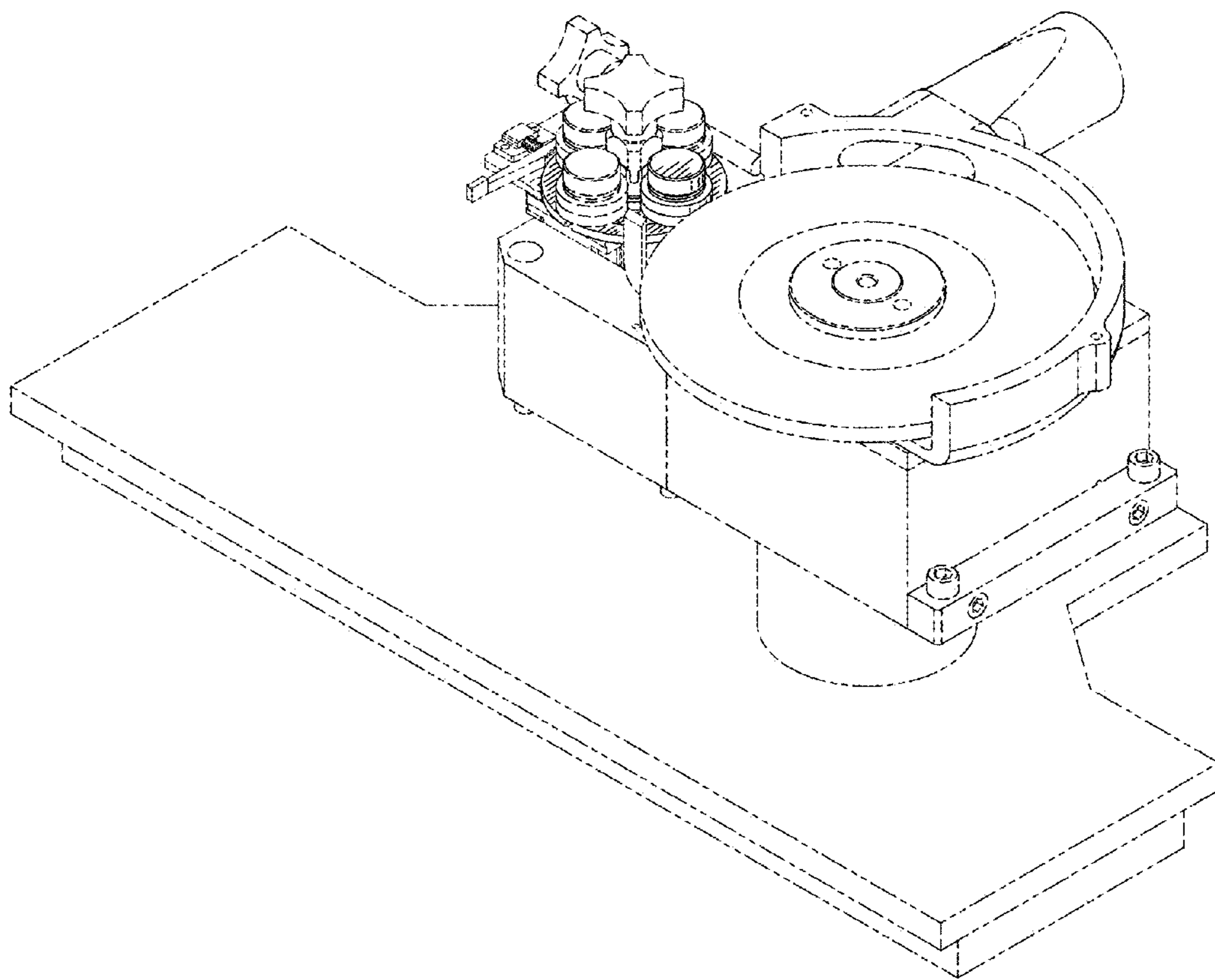


FIG. 11