



US00D751588S

(12) **United States Design Patent**  
**Lee et al.**

(10) **Patent No.:** **US D751,588 S**  
(45) **Date of Patent:** **\*\* Mar. 15, 2016**

(54) **DISPLAY OF A MULTIMEDIA TERMINAL WITH TRANSITIONAL GRAPHICAL USER INTERFACE**

D701,522 S \* 3/2014 Wang et al. .... D14/486  
D707,253 S \* 6/2014 Yang et al. .... D14/488  
2012/0098639 A1\* 4/2012 Ijas ..... 340/5.51

\* cited by examiner

(71) Applicant: **LG ELECTRONICS INC.**, Seoul (KR)

*Primary Examiner* — Kevin Rudzinski

(72) Inventors: **Kun Ho Lee**, Seoul (KR); **Seung Eun Lee**, Seoul (KR); **In Su Hwang**, Seoul (KR); **Kwon Han Bae**, Seoul (KR)

*Assistant Examiner* — John Reickel

(74) *Attorney, Agent, or Firm* — Morgan, Lewis & Bockius LLP

(73) Assignee: **LG Electronics Inc.**, Seoul (KR)

(57) **CLAIM**

We claim the ornamental design for a display of a multimedia terminal with transitional graphical user interface, as shown and described.

(\*\*) Term: **14 Years**

**DESCRIPTION**

(21) Appl. No.: **29/455,759**

FIG. 1 is a front view of a first image of a display of a multimedia terminal with transitional graphical user interface showing our new design;

(22) Filed: **May 24, 2013**

FIG. 2 is a second image thereof;

(30) **Foreign Application Priority Data**

Nov. 26, 2012 (KR) ..... 30-2012-0056474

FIG. 3 is a third image thereof;

(51) **LOC (10) Cl.** ..... **14-04**

FIG. 4 is a fourth image thereof;

(52) **U.S. Cl.**

FIG. 5 is a fifth image thereof;

USPC ..... **D14/486**

FIG. 6 is a sixth image thereof;

(58) **Field of Classification Search**

USPC ..... D14/485–495

FIG. 7 is a seventh image thereof;

CPC ..... G06F 3/0482; G06F 3/04842; G06F 3/04817; G06F 3/048; G06F 17/211; G06F 17/212

FIG. 8 is an eighth image thereof;

FIG. 9 is a ninth image thereof; and,

See application file for complete search history.

FIG. 10 is a tenth image thereof.

The broken lines in FIGS. 1-10 represent unclaimed portions of the display of a multimedia terminal with transitional graphical user interface and form no part of the claimed design.

(56) **References Cited**

**U.S. PATENT DOCUMENTS**

D607,469 S \* 1/2010 Evans et al. .... D14/486

D674,400 S \* 1/2013 Fong et al. .... D14/486

D695,775 S \* 12/2013 Brinda et al. .... D14/488

The appearance of the transitional image sequentially transitions between the images shown in FIGS. 1-10. The process or period in which one image transitions to another image forms no part of the claimed design.

**1 Claim, 5 Drawing Sheets**

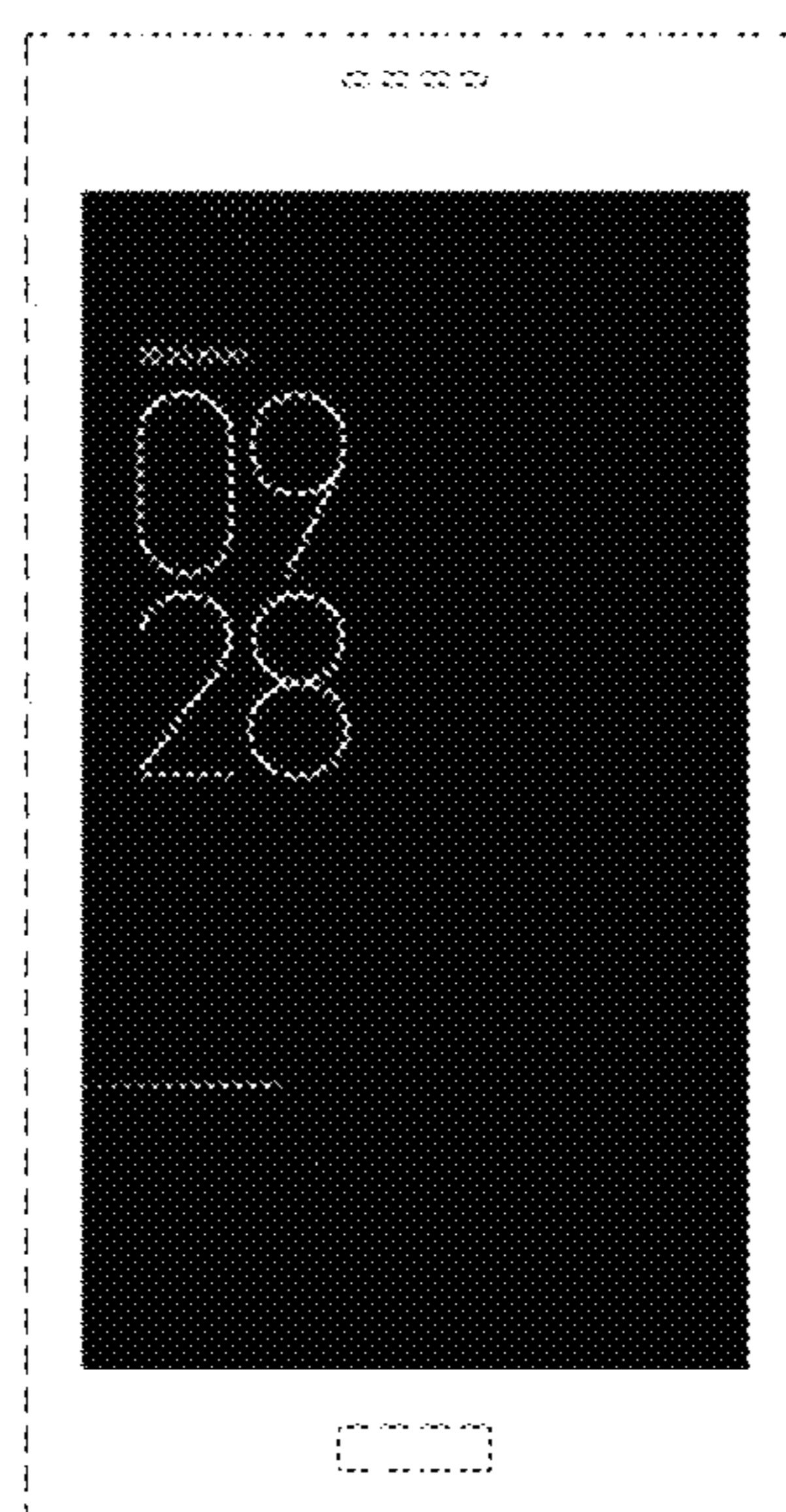



FIG. 1




FIG. 2




FIG. 3




FIG. 4




FIG.5




FIG.6




FIG. 7




FIG. 8




FIG. 9




FIG. 10

