



US00D751567S

(12) **United States Design Patent**  
**Seoc et al.**

(10) **Patent No.:** **US D751,567 S**  
(45) **Date of Patent:** **\*\* Mar. 15, 2016**

(54) **KEYBOARD FOR PORTABLE COMPUTER**

(71) Applicant: **Samsung Electronics Co., Ltd.**,  
Suwon-si (KR)

(72) Inventors: **Ho-Young Seoc**, Yongin-si (KR);  
**Son-Young Lee**, Seoul (KR)

(73) Assignee: **Samsung Electronics Co., Ltd.**,  
Suwon-si (KR)

(\*\*) Term: **14 Years**

(21) Appl. No.: **29/485,709**

(22) Filed: **Mar. 21, 2014**

(30) **Foreign Application Priority Data**

Oct. 10, 2013 (KR) ..... 30-2013-0051341

(51) **LOC (10) Cl.** ..... **14-02**

(52) **U.S. Cl.**  
USPC ..... **D14/456**

(58) **Field of Classification Search**

USPC ..... D14/240, 138, 318, 341, 391-399, 443,  
D14/455, 456; D18/1, 2, 7, 11; 178/17 A,  
178/17 C; 200/5 A, 5 R, 6 A, 6 R; 235/145 A,  
235/145 R; 341/20-23; 345/156, 160, 168,  
345/169, 173; 361/679.08, 679.09,  
361/679.11-679.19; 400/484-489, 492,  
400/472

CPC ..... G06F 1/16; G06F 1/1616; G06F 1/162;  
G06F 1/1601; G06F 1/1626; G09B 13/04;  
H03M 11/00; H03K 17/94; H05K 5/00;  
H01H 3/125; H01H 13/705

See application file for complete search history.

(56) **References Cited**

U.S. PATENT DOCUMENTS

D282,474 S *	2/1986	Sparks et al. ....	D18/12
D305,422 S *	1/1990	Steer et al. ....	D14/247
D525,980 S *	8/2006	Wang et al. ....	D14/456
D616,886 S *	6/2010	Andre et al. ....	D14/392
D645,048 S *	9/2011	Odell et al. ....	D14/456
D653,665 S *	2/2012	Maruyama ....	D14/392
D679,703 S *	4/2013	Tanaka ....	D14/315
D691,135 S *	10/2013	Choi ....	D14/392

\* cited by examiner

*Primary Examiner* — Freda S Nunn

(74) *Attorney, Agent, or Firm* — NSIP Law

(57) **CLAIM**

We claim the ornamental design for a keyboard for portable computer, as shown and described.

**DESCRIPTION**

FIG. 1 is a front perspective view of a keyboard for portable computer showing our new design;

FIG. 2 is a front view thereof;

FIG. 3 is a rear view thereof;

FIG. 4 is a left-side view thereof;

FIG. 5 is a right-side view thereof;

FIG. 6 is a top view thereof;

FIG. 7 is a bottom view thereof;

FIG. 8 is an enlarged view of the encircled portion A as shown in FIG. 2;

FIG. 9 is a cross-sectional view thereof taken along line 9-9 in FIG. 8;

FIG. 10 is another front view of FIG. 2, in which a portable computer in broken lines is provided to illustrate an example environment; and,

FIG. 11 is an enlarged front perspective view thereof.

The broken lines are for environmental purposes only and form no part of the claimed design.

The dot-dash broken lines encircling portions of the claimed design that are illustrated in enlargements form no part of the claimed design.

**1 Claim, 6 Drawing Sheets**

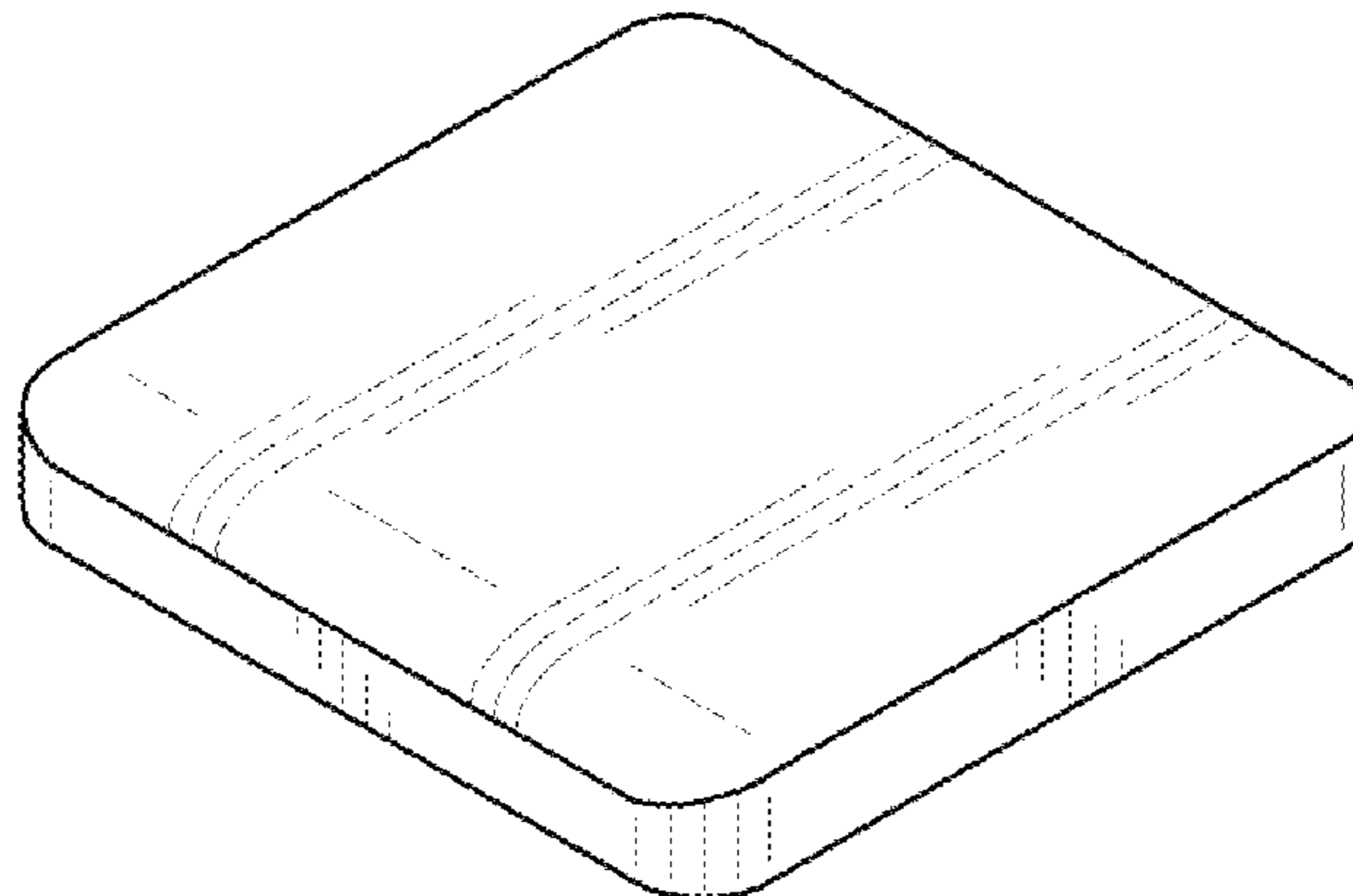


FIG.1

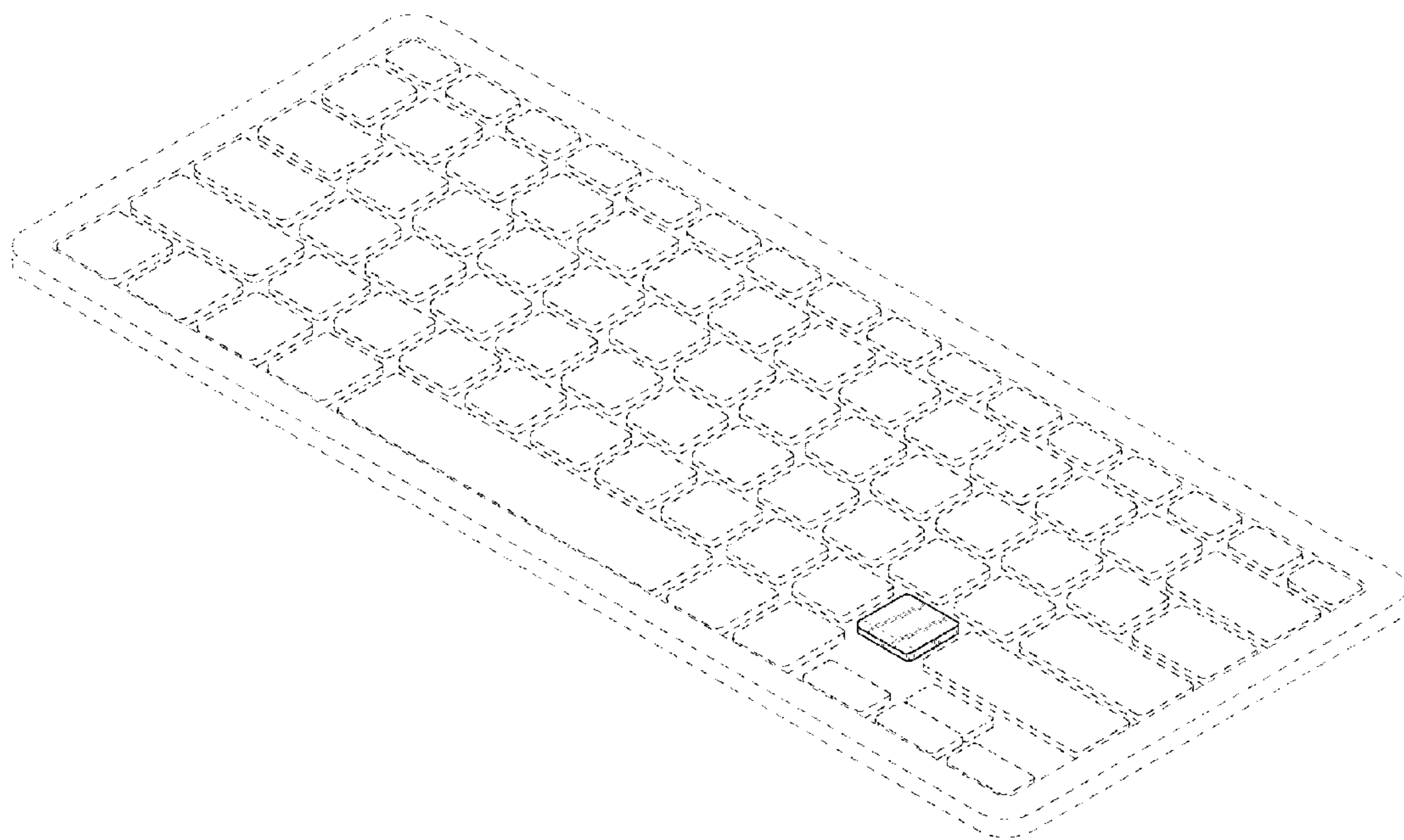


FIG.2




FIG.3




FIG.4




FIG.5



FIG.6

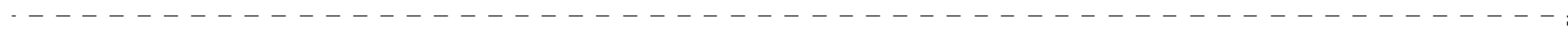


FIG.7

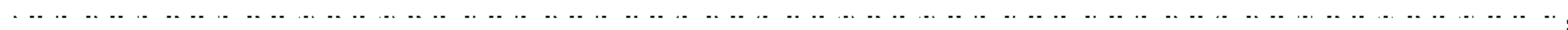


FIG.8

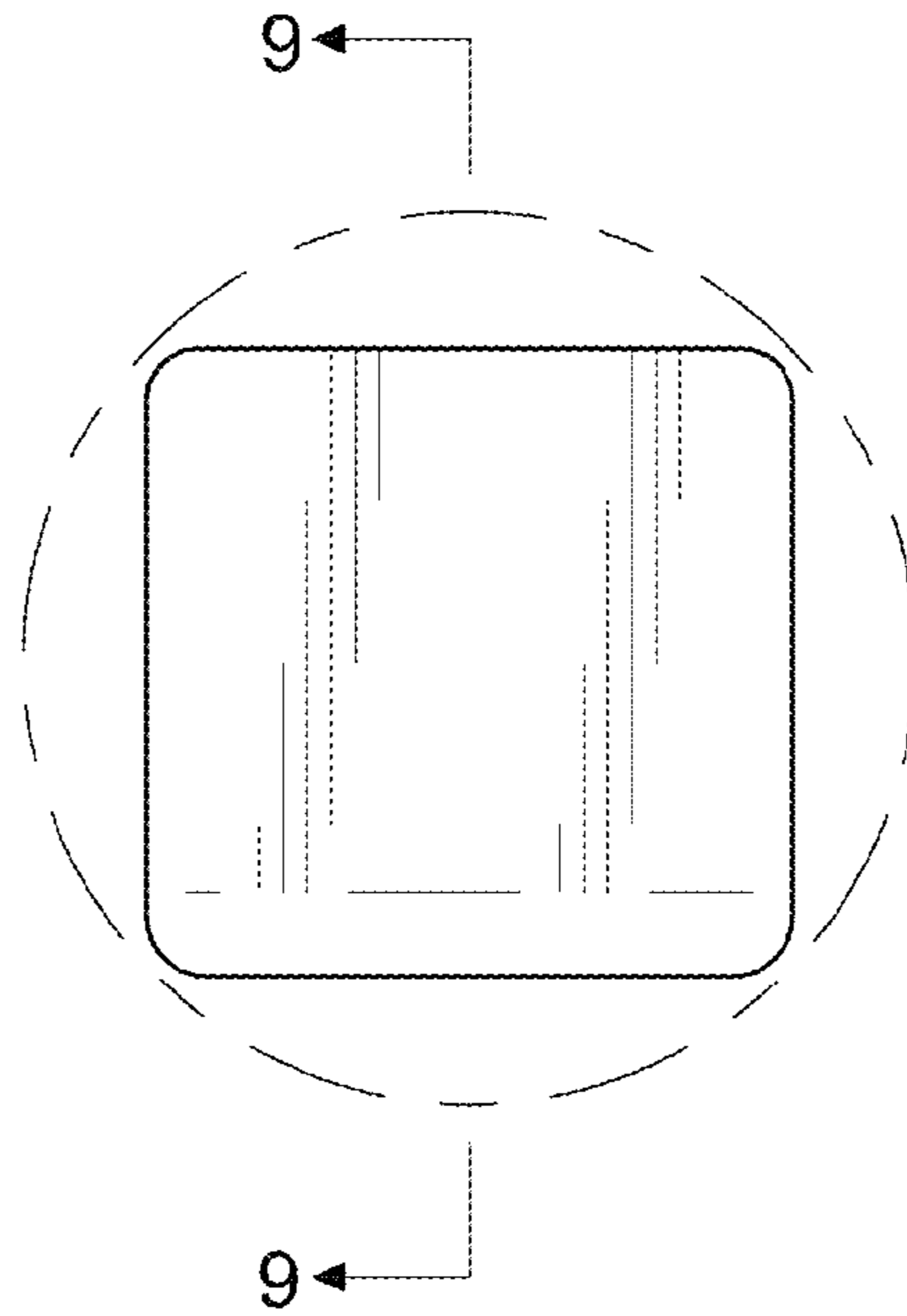


FIG.9



FIG.10

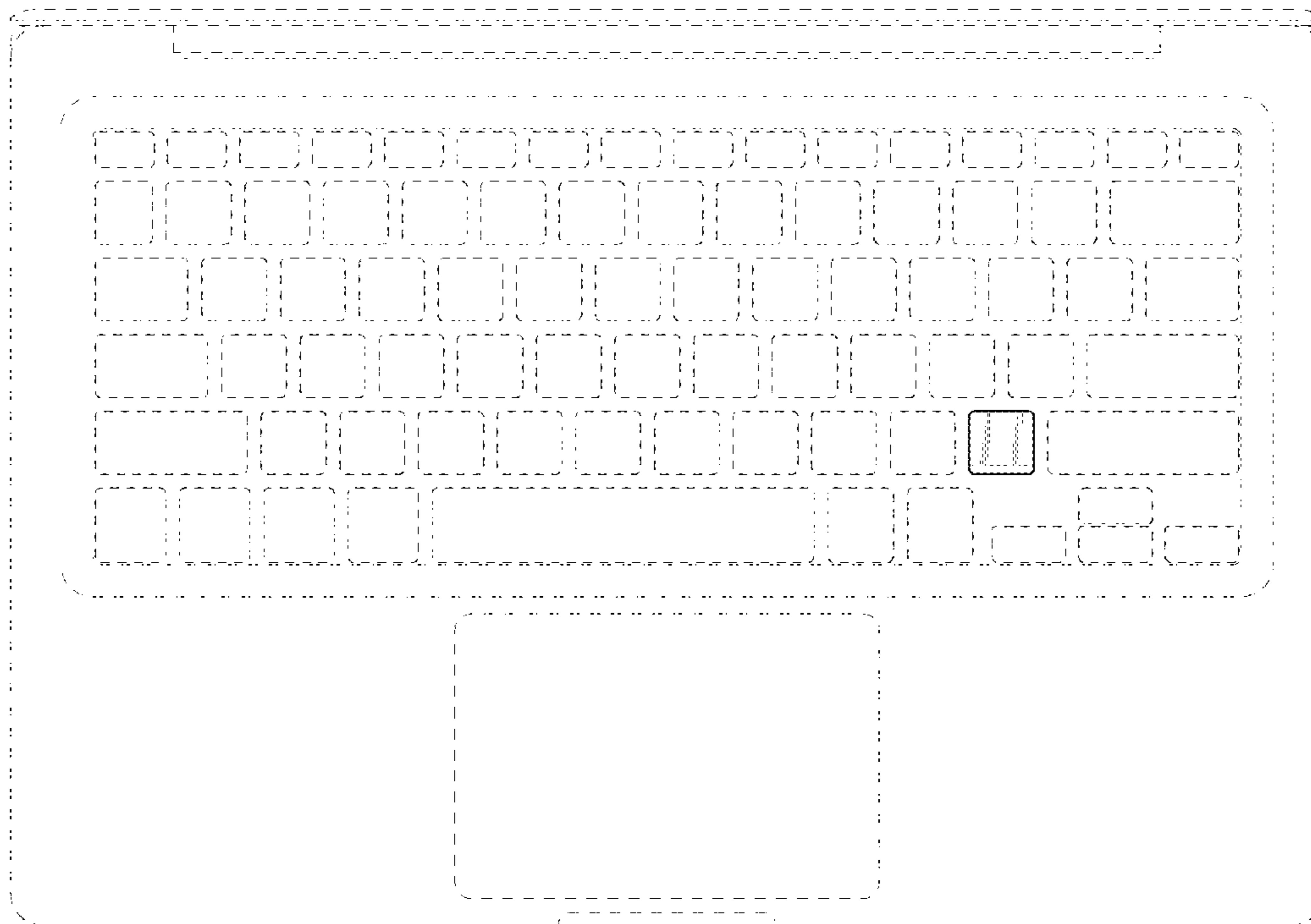


FIG.11

