



US00D751543S

(12) **United States Design Patent**
Chon et al.

(10) **Patent No.:** **US D751,543 S**
(45) **Date of Patent:** **** Mar. 15, 2016**

(54) **INFORMATION HANDLING SYSTEM HOUSING**

(71) Applicant: **Dell Products L.P.**, Round Rock, TX (US)

(72) Inventors: **Heekwon Chon**, Austin, TX (US);
Michael Ellis Smith, Austin, TX (US)

(73) Assignee: **Dell Products L.P.**, Round Rock, TX (US)

(**) Term: **14 Years**

(21) Appl. No.: **29/512,014**

(22) Filed: **Dec. 16, 2014**

(51) **LOC (10) Cl.** **14-02**

(52) **U.S. Cl.**
USPC **D14/327**; D14/315

(58) **Field of Classification Search**
USPC D14/315-327, 341, 345; D18/1, 2, 7,
D18/11; 235/145 A, 145 R; 341/22, 23;
345/104, 156, 168, 169, 173;
361/679.08, 679.09, 679.11, 679.26,
361/679.27

CPC G06F 1/16; G06F 1/1616; G06F 1/1626;
G06F 1/1632; G06F 1/1613; G06F 1/1601;
G06F 1/1618; G06F 1/162; H01R 35/02;
H03M 11/00; G09B 13/04; H03K 17/94;
G09G 5/00; F16M 11/10

See application file for complete search history.

(56) **References Cited**

U.S. PATENT DOCUMENTS

5,319,582 A * 6/1994 Ma G06F 1/1626
345/169
6,530,784 B1 * 3/2003 Yim G06F 1/1616
361/679.29
7,471,506 B2 * 12/2008 Yin G06F 1/1616
248/917

D621,398 S * 8/2010 Loi D14/327
D626,548 S * 11/2010 Kim D14/327
8,208,245 B2 * 6/2012 Staats G06F 1/162
361/679.02
8,498,100 B1 * 7/2013 Whitt, III G06F 1/1618
361/679.17
D705,774 S * 5/2014 Hung D14/316
D706,259 S * 6/2014 Myung D14/315
2005/0111182 A1 * 5/2005 Lin G06F 1/1632
361/679.41
2007/0091552 A1 * 4/2007 Liang G06F 1/1616
361/679.29
2011/0162987 A1 * 7/2011 Bekele G06F 1/1616
206/320

* cited by examiner

Primary Examiner — Freda S Nunn

(74) *Attorney, Agent, or Firm* — Terrile, Cannatti, Chambers & Holland, LLP; Robert W. Holland

(57) **CLAIM**

We claim the ornamental design for an information handling system housing, as shown and described.

DESCRIPTION

FIG. 1 is a front perspective view of the information handling system housing in a closed position comprising the present invention;

FIG. 2 is a front view thereof;

FIG. 3 is a rear side view thereof;

FIG. 4 is a right side view thereof;

FIG. 5 is a left side view thereof;


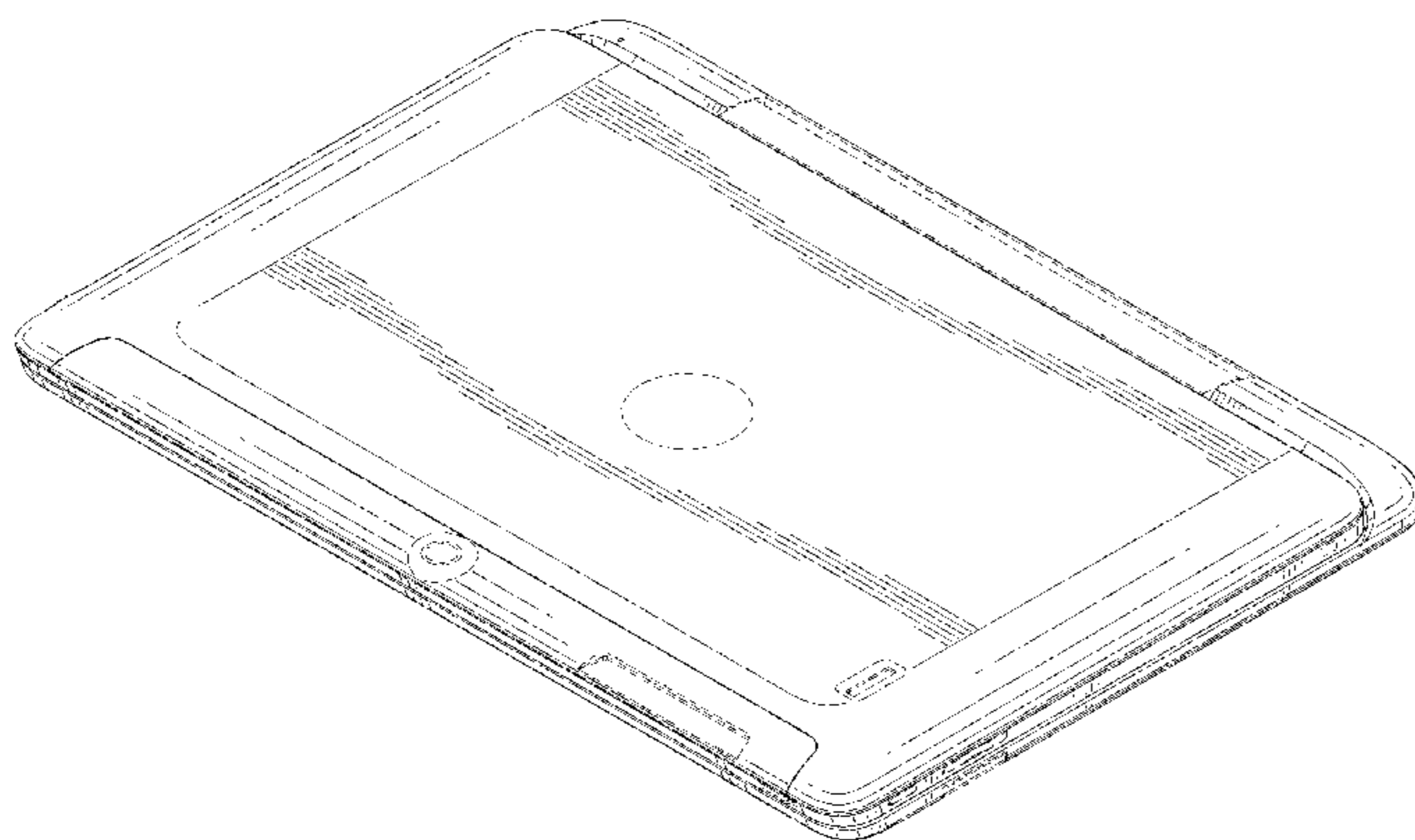
FIG. 6 is a top view thereof;

FIG. 7 is a bottom view thereof; and,

FIG. 8 is a front perspective view thereof in an open position with a detachable display portion separated from a main housing portion.

Broken lines shown in the drawings illustrate portions of the information handling system housing, and form no part of the claimed design.

1 Claim, 6 Drawing Sheets



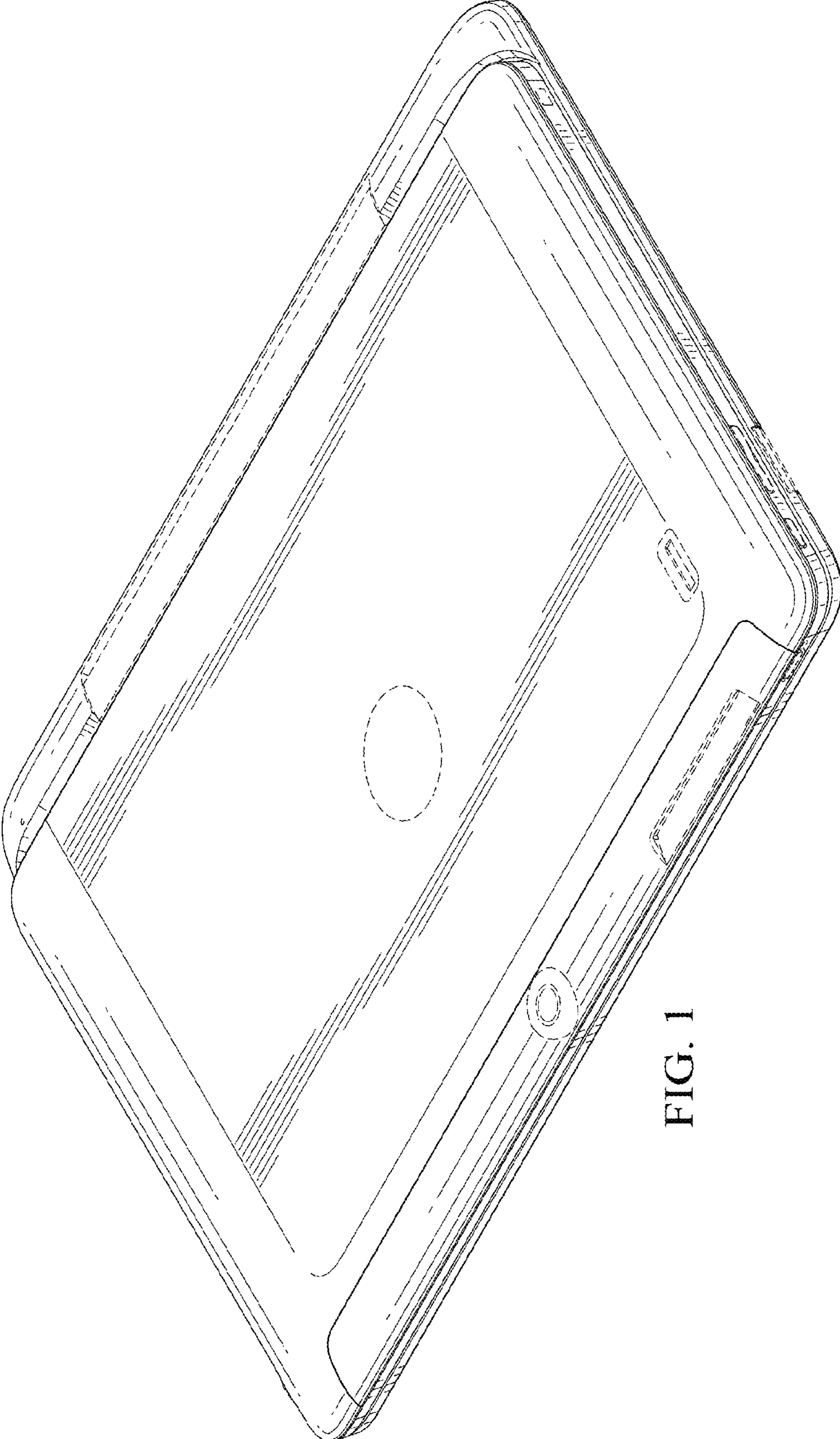


FIG. 1




FIG. 2

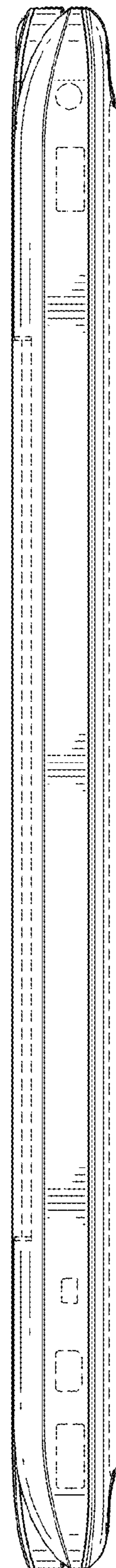


FIG. 3

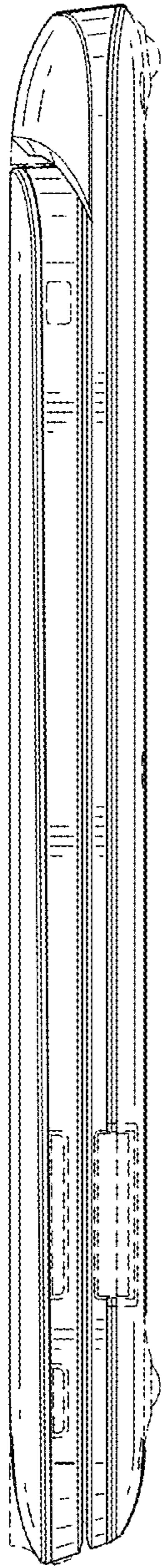


FIG. 4

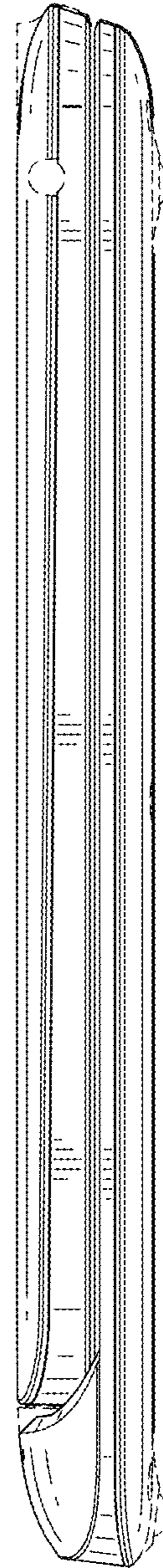


FIG. 5

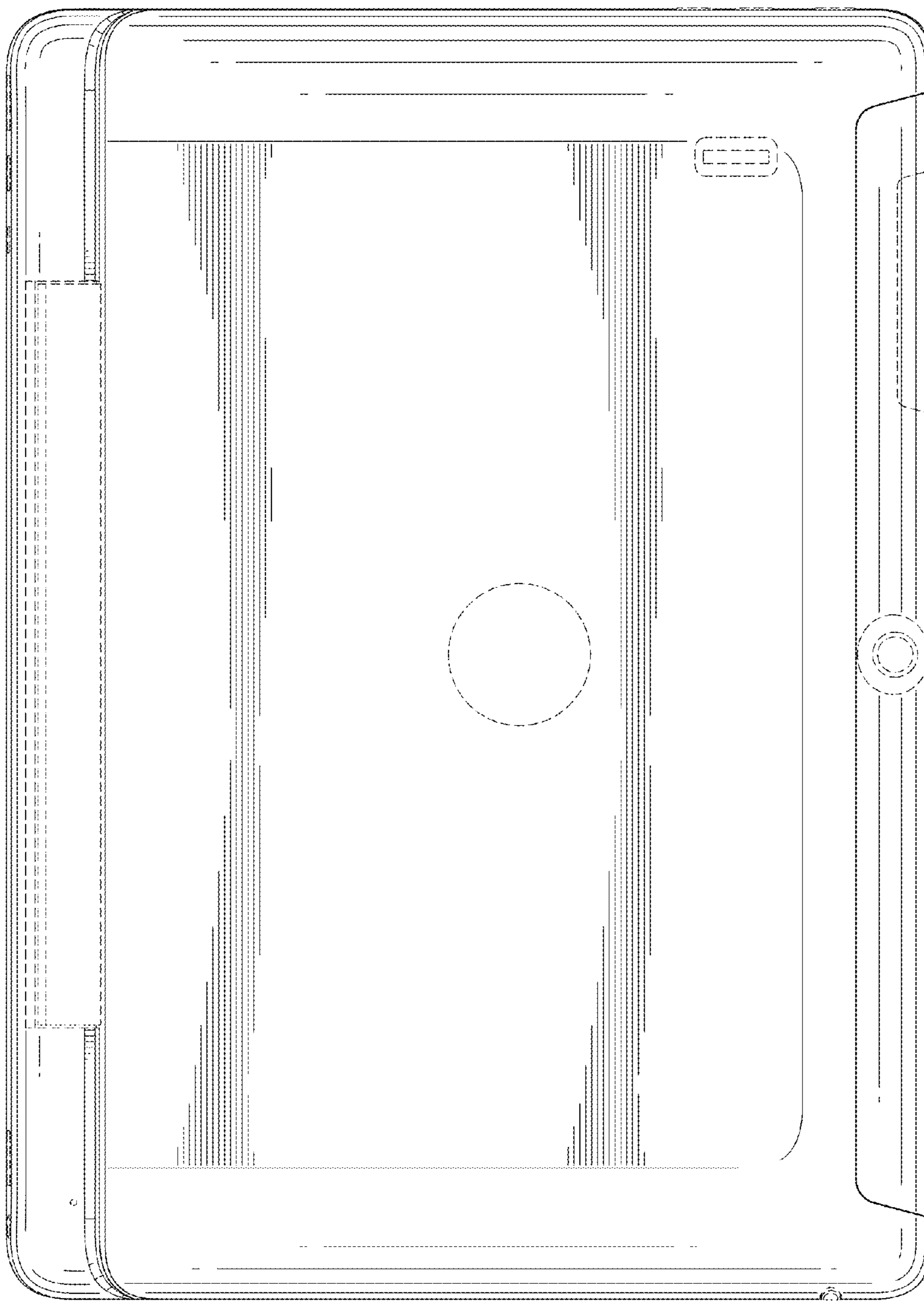


FIG. 6

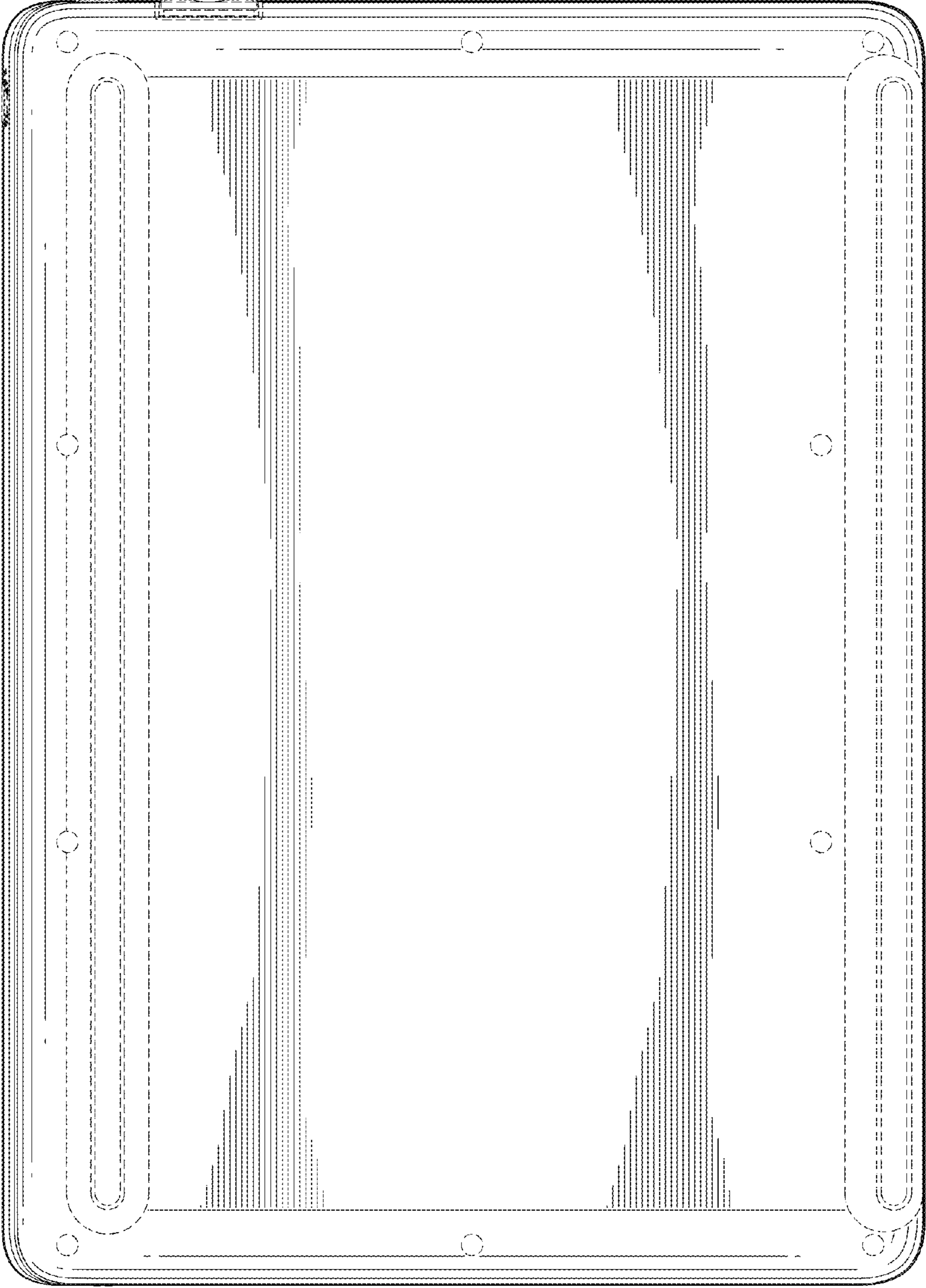


FIG. 7

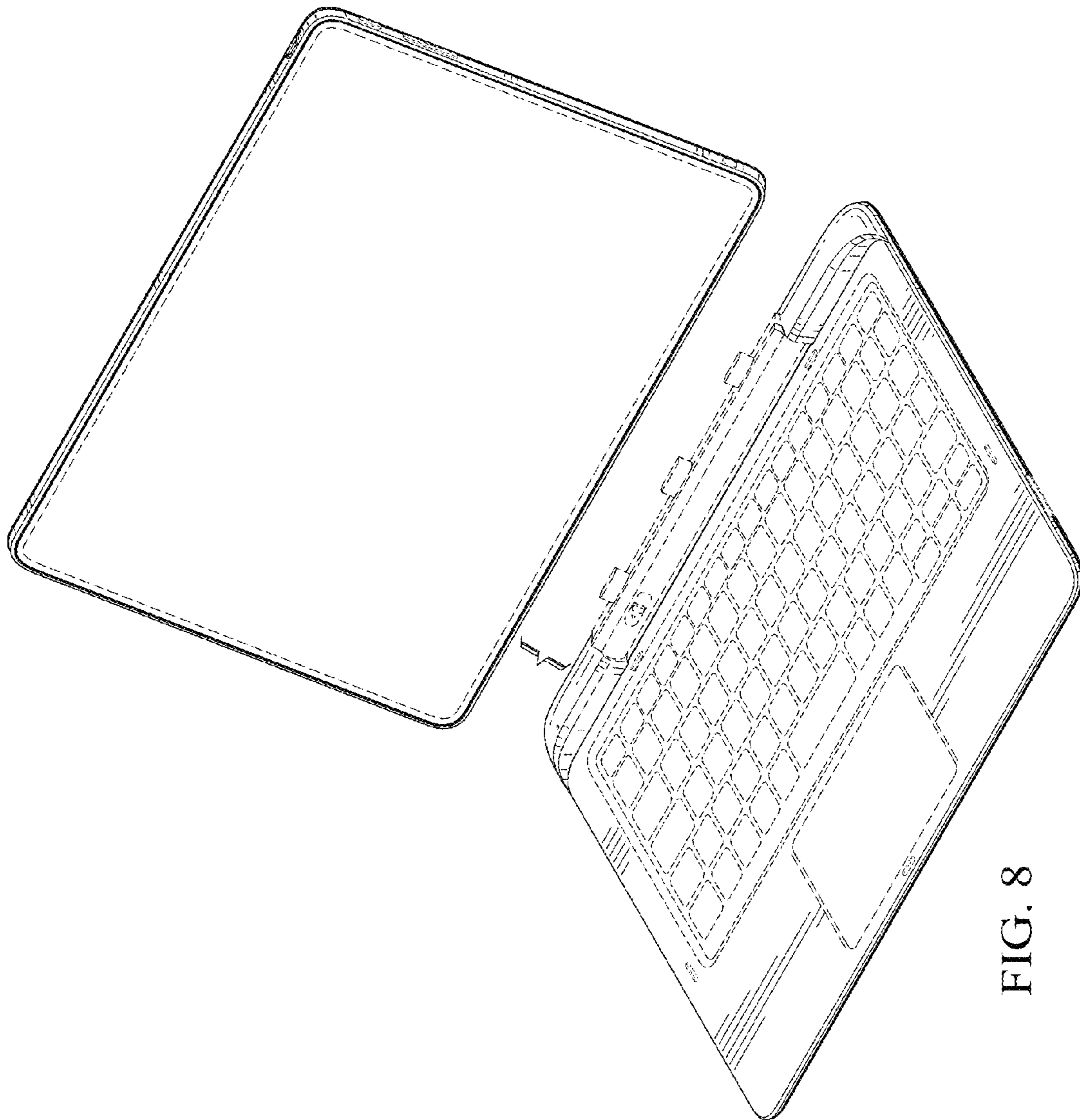


FIG. 8