



US00D751540S

(12) **United States Design Patent**
Shin et al.

(10) **Patent No.:** **US D751,540 S**
(45) **Date of Patent:** **** *Mar. 15, 2016**

(54) **COVER FOR ELECTRONIC DEVICE**

(56) **References Cited**

(71) Applicant: **SAMSUNG ELECTRONICS CO., LTD.**, Suwon-si (KR)

U.S. PATENT DOCUMENTS

(72) Inventors: **Changbong Shin**, Suwonsi (KR);
SungJin Park, Seoul (KR); **JongIn Lee**,
Suwonsi (KR)

D502,598	S	*	3/2005	Chen	D3/273
D641,348	S	*	7/2011	Kim et al.	D14/250
D652,829	S	*	1/2012	Kim et al.	D14/250
D657,354	S	*	4/2012	Kim	D14/250
D674,800	S	*	1/2013	Kim	D14/440
D677,672	S	*	3/2013	Lin et al.	D14/480.7
D678,260	S	*	3/2013	Bau	D14/250
D685,801	S	*	7/2013	Canizares et al.	D14/440
D688,251	S	*	8/2013	Akana et al.	D14/440
D692,235	S	*	10/2013	Bloch	D3/282
D694,741	S	*	12/2013	Kim	D14/250
D709,441	S	*	7/2014	Kwon et al.	D13/103
2003/0150756	A1	*	8/2003	Kajiya	206/320
2012/0125809	A1	*	5/2012	Leung	206/736
2013/0270980	A1	*	10/2013	Hsu	312/223.1

(73) Assignee: **SAMSUNG ELECTRONICS CO., LTD.**, Suwon-Si, Gyeonggi-Do (KR)

(*) Notice: This patent is subject to a terminal disclaimer.

(**) Term: **14 Years**

* cited by examiner

(21) Appl. No.: **29/468,253**

Primary Examiner — Carla Jobe Wright

(22) Filed: **Sep. 27, 2013**

(74) *Attorney, Agent, or Firm* — Ladas & Parry LLP

(51) **LOC (10) Cl.** **14-03**

(57) **CLAIM**

We claim the ornamental design for a cover for electronic device, as shown and described.

(52) **U.S. Cl.**
USPC **D14/250**

DESCRIPTION

(58) **Field of Classification Search**
USPC D14/238.1, 250, 440, 203.3–203.7, 217,
D14/240, 248, 251–253, 447, 496, 144, 149,
D14/159, 172, 194, 204, 221, 224.1;
D3/201, 218, 247, 269, 273, 301, 303;
D13/103, 107–108, 119
CPC A45C 1/06; A45C 11/00; A45C 13/02;
A45C 2011/002; A45F 5/02; A45F 2005/026;
A45F 2200/0525; A45F 2200/0516; H04B
1/3888; H04M 1/0283; H04M 1/0202

FIG. 1 is a front perspective view of a cover for electronic device showing our new design;
FIG. 2 is a front view thereof;
FIG. 3 is a rear view thereof;
FIG. 4 is a left-side view thereof;
FIG. 5 is a right-side view thereof;
FIG. 6 is a top view thereof;
FIG. 7 is a bottom view thereof; and,
FIG. 8 is a front perspective view of the cover for electronic device shown in an example environment.

The broken lines in the drawings depict environmental structure that forms no part of the claimed design.

See application file for complete search history.

1 Claim, 8 Drawing Sheets




FIG. 1




FIG. 2




FIG. 3




FIG. 4

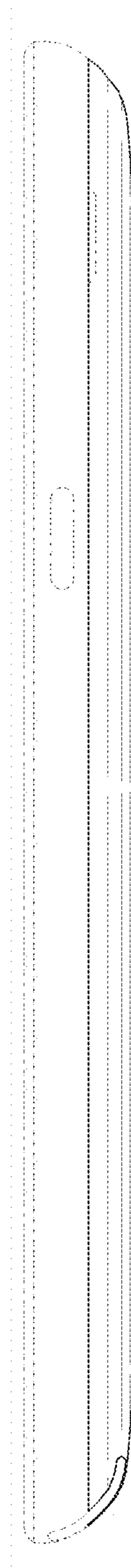


FIG. 5




FIG. 6




FIG. 7

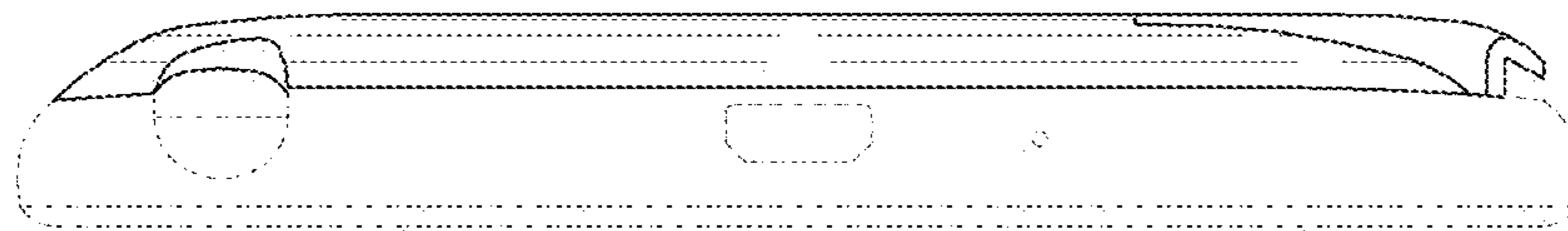


FIG. 8

