



US00D751526S

(12) **United States Design Patent**  
**Habraken**

(10) **Patent No.:** **US D751,526 S**  
(45) **Date of Patent:** **\*\* Mar. 15, 2016**

(54) **SPEAKER**

(71) Applicant: **Kikkerland Design, Inc.**, New York, NY (US)

(72) Inventor: **Jan Habraken**, New York, NY (US)

(73) Assignee: **Kikkerland Design, Inc.**, New York, NY (US)

(\*\*) Term: **14 Years**

(21) Appl. No.: **29/482,203**

(22) Filed: **Feb. 14, 2014**

(51) **LOC (10) Cl.** ..... **14-01**

(52) **U.S. Cl.**  
USPC ..... **D14/204**

(58) **Field of Classification Search**  
USPC ..... D3/20, 200, 201, 273; D7/601, 602, D7/615; D9/414, 423, 432, 435, 443; D13/103, 107, 108, 118, 119; D14/167-169, 170-172, 188, 194, D14/203.1, 203.3, 203.5, 204, 214, 496; D23/200, 212-214, 221, 229; 181/143, 181/144, 147, 148, 150, 153, 157, 198, 181/199; 381/300-302, 336, 345, 361-364, 381/386-388  
CPC ..... H04R 1/02; H04R 1/021; H04R 1/023; H04R 5/00; H04R 9/06; H04R 2420/07  
See application file for complete search history.

(56) **References Cited**

U.S. PATENT DOCUMENTS

D268,990 S \* 5/1983 Henkels ..... D10/25  
D325,935 S \* 5/1992 Weiner et al. .... D20/19  
5,914,707 A \* 6/1999 Kono ..... 345/173

D573,580 S \* 7/2008 Haas ..... D14/171  
D576,053 S \* 9/2008 Lulic ..... D10/24  
D636,373 S \* 4/2011 Miu ..... D14/170

OTHER PUBLICATIONS

Muji Wall-Mounted CD Player, announced 2009, [online], site visited Aug. 13, 2015. Available from Internet, <URL: <http://www.instructables.com>>.\*

Tom Magliery Speaker, announced Mar. 2009, [online], site visited Aug. 12, 2015. Available from Internet, <URL: <http://www.flickr.com>>.\*

\* cited by examiner

*Primary Examiner* — Derrick Holland

*Assistant Examiner* — Janice Lim

(74) *Attorney, Agent, or Firm* — Charles H. Jew

(57) **CLAIM**

The ornamental design for a speaker, as shown and described.

**DESCRIPTION**

FIG. 1 is a front elevational view of a speaker, showing my new design;

FIG. 2 is a rear elevational view thereof;

FIG. 3 is a right side elevational view thereof;

FIG. 4 is a left side elevational view thereof;

FIG. 5 is a top plan view thereof;

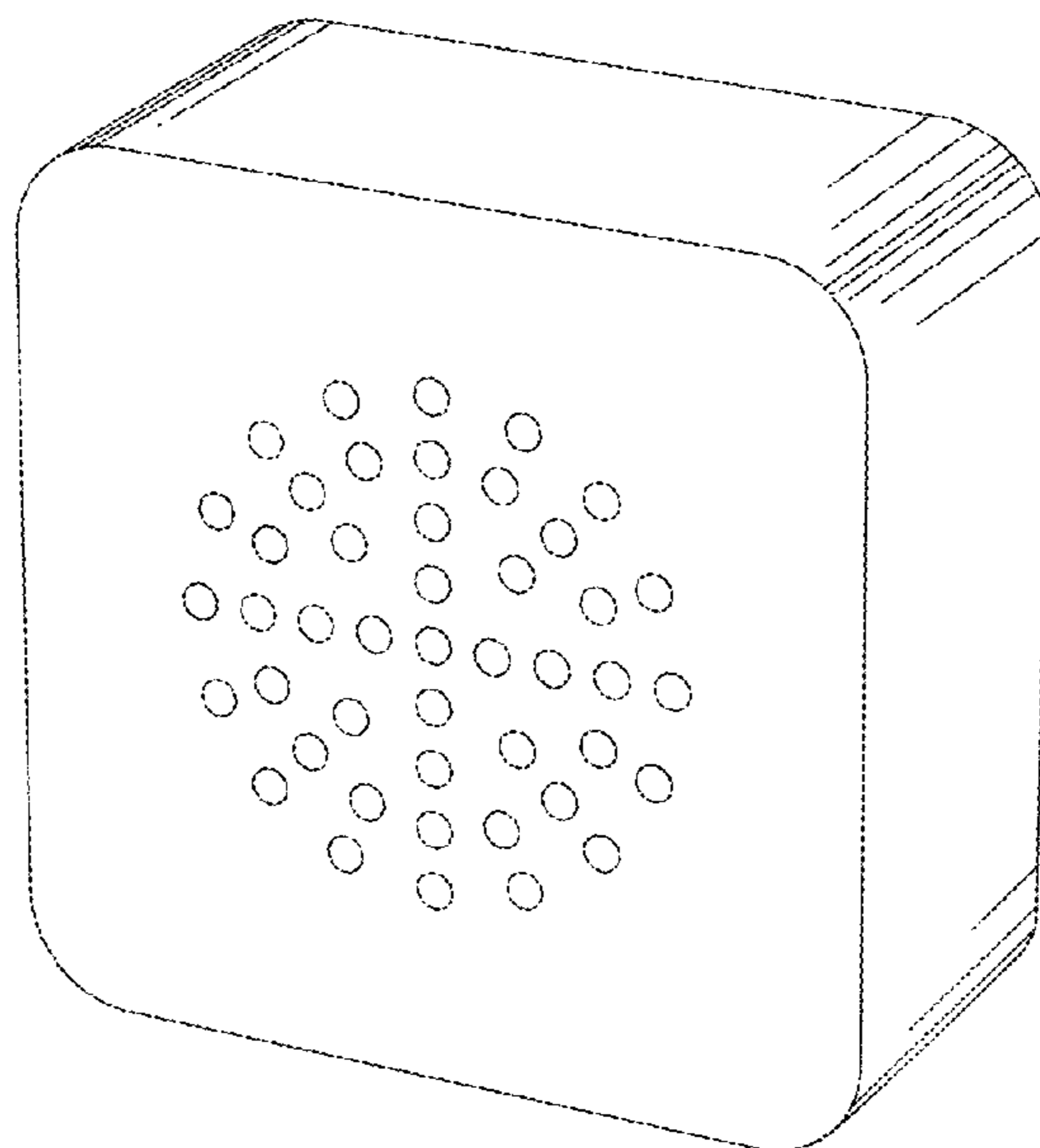
FIG. 6 is a bottom plan view thereof;

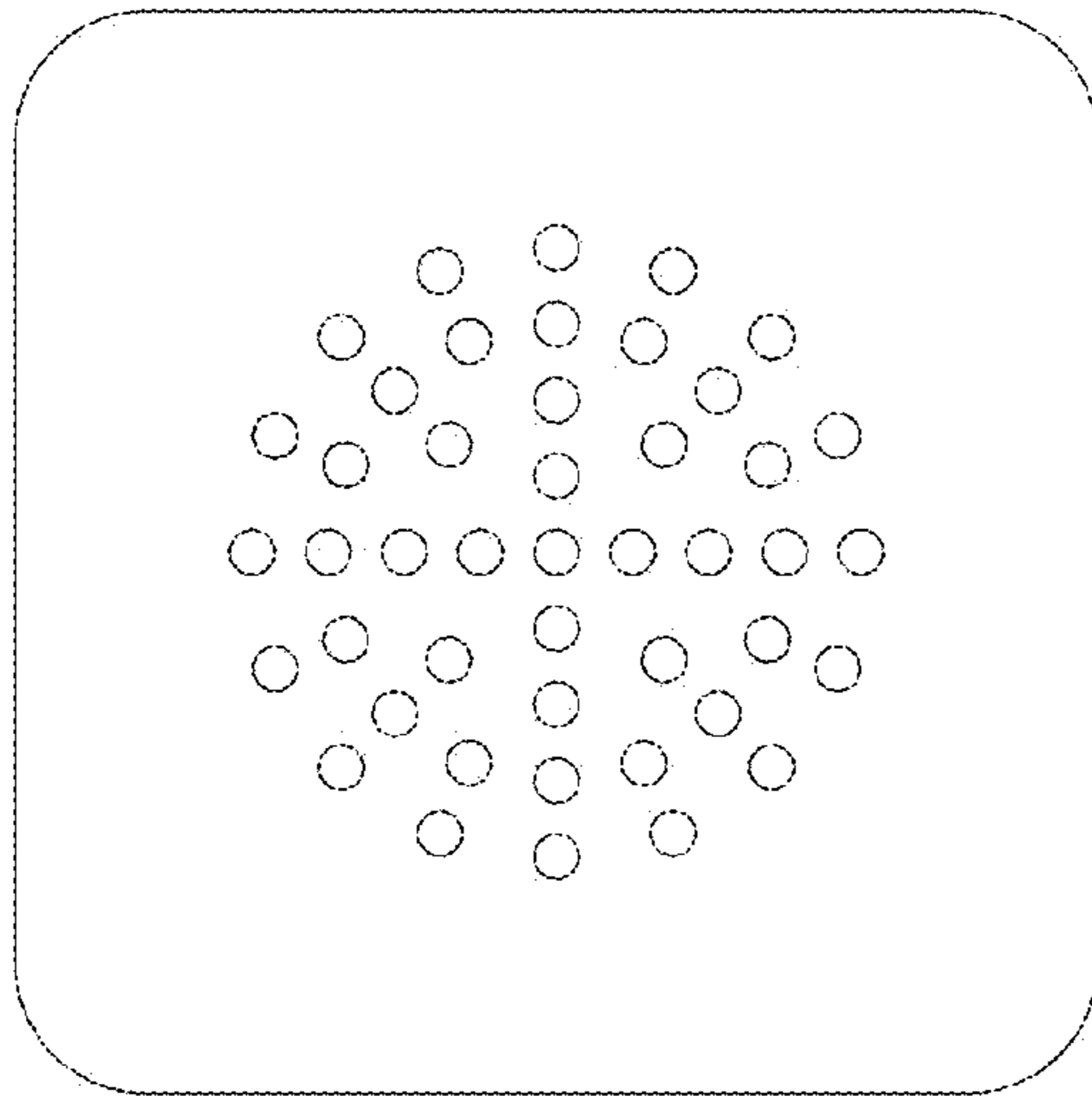
FIG. 7 is a front perspective view thereof; and,

FIG. 8 is a rear perspective view thereof, shown in environmental use.

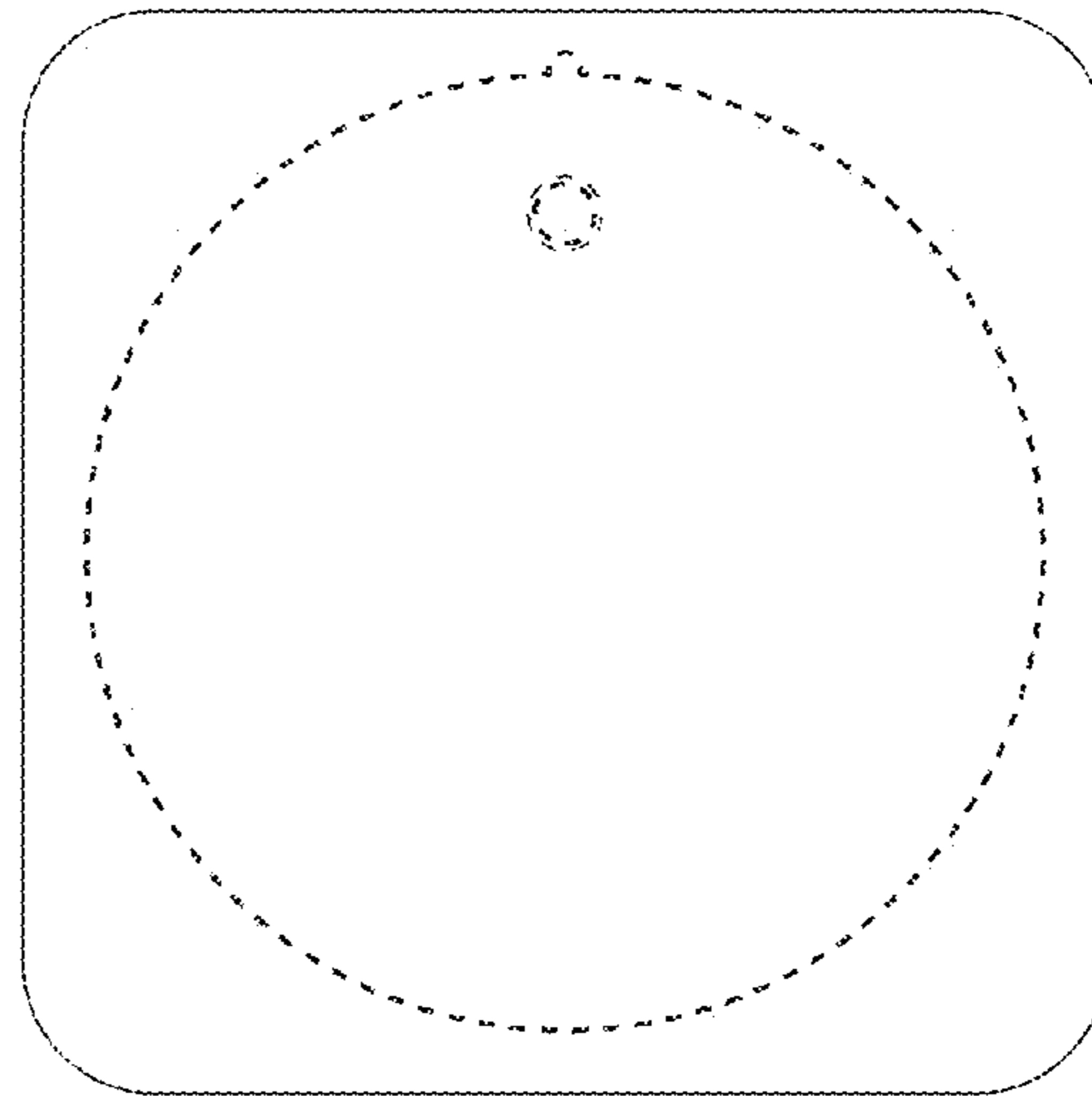
The broken line portions of FIGS. 2 and 8 are included to show unclaimed environmental subject matter only and form no part of the claimed design.

**1 Claim, 2 Drawing Sheets**







**FIG. 1**




**FIG. 2**




**FIG. 3**



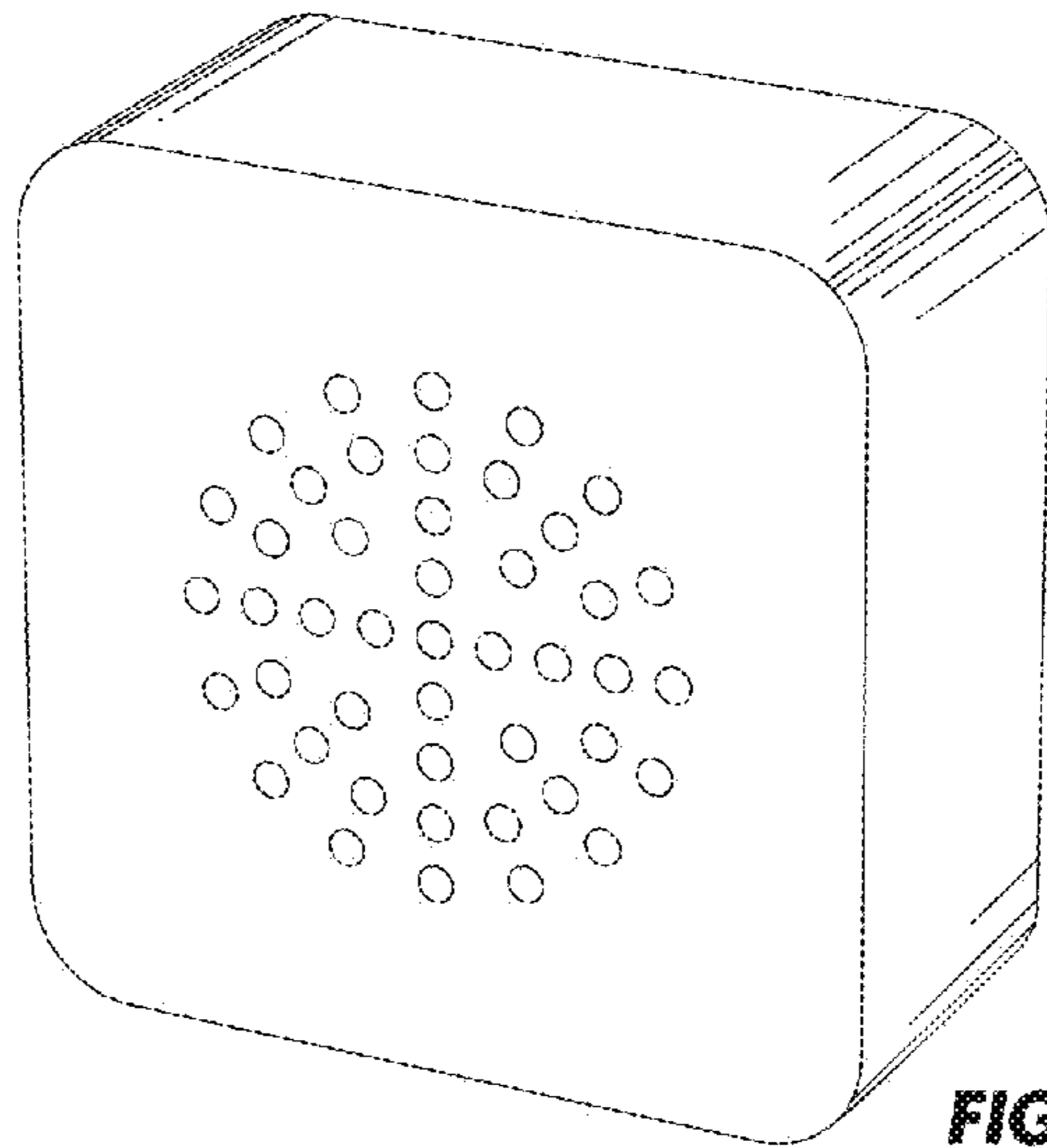
**FIG. 4**



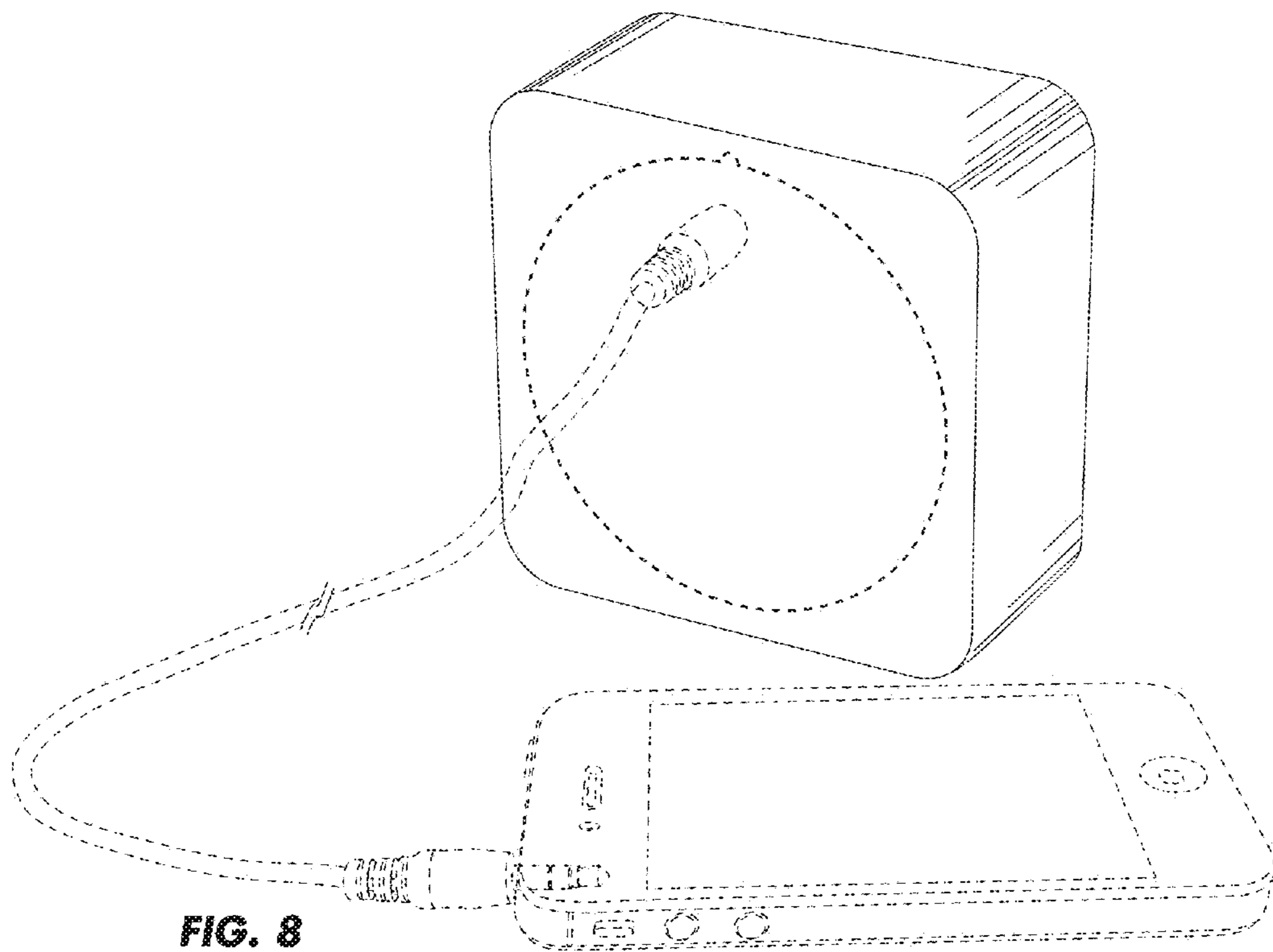
**FIG. 5**



**FIG. 6**



**FIG. 7**



**FIG. 8**