



US00D751500S

(12) **United States Design Patent**  
**Shimota et al.**

(10) **Patent No.:** **US D751,500 S**  
(45) **Date of Patent:** **\*\* Mar. 15, 2016**

(54) **BATTERY CARTRIDGE**

(71) Applicant: **Wilson Tool International Inc.**, White Bear Lake, MN (US)  
(72) Inventors: **Jon M. Shimota**, Stillwater, MN (US); **John H. Morehead**, New Richmond, WI (US)  
(73) Assignee: **Wilson Tool International Inc.**, White Bear Lake, MN (US)

(\*\*) Term: **14 Years**

(21) Appl. No.: **29/498,321**

(22) Filed: **Aug. 1, 2014**

(51) **LOC (10) Cl.** ..... **13-02**

(52) **U.S. Cl.**  
USPC ..... **D13/103**

(58) **Field of Classification Search**  
USPC ..... D13/102-110, 118-119, 184, 199, 133, D13/14; D14/155, 356, 432, 251, 253, 434  
CPC ..... Y02E 60/12; Y02E 60/10; Y02E 60/122; Y02E 60/124; Y02E 60/50; Y02T 90/14; Y02T 9/122; Y02T 90/128; Y02T 90/163; H02J 7/025; H02J 7/0042; H02J 7/0044; H02J 7/0045; H02J 7/0003; H02J 7/00; H02J 7/0011; H02J 7/0013; H02J 7/0054; H02J 7/0055; H02J 7/0057; H02J 2007/0062; H01F 38/14; H01R 13/6675; H01M 2/02; H01M 2/022; H01M 2/0202; H01M 2/0207; H01M 2/0212; H01M 2/1061; H01M 2/1022; H01M 2/1055; H01M 2/1066; H01M 2/105; H01M 2/20; H01M 2/202; H01M 2/204; H01M 2/206; H01M 10/44; H01M 1/046; H01M 10/465; H01M 10/482; H01M 10/425; H01M 2200/30; H01M 2250/30; H01M 2250/40; B60L 11/182

See application file for complete search history.

(56) **References Cited**

U.S. PATENT DOCUMENTS

3,788,760 A 1/1974 Daniels  
3,847,078 A 11/1974 Krembel, Jr.  
4,656,463 A 4/1987 Anders et al.  
4,742,470 A 5/1988 Juengel  
4,823,658 A 4/1989 Spicer

(Continued)

FOREIGN PATENT DOCUMENTS

DE 8508544 U1 5/1985  
EP 0394925 B1 7/1994

(Continued)

OTHER PUBLICATIONS

Dalemark Industries, Inc., "High Resolution Ink Jet Coding System," Nov. 25, 2002, 11 pages.

(Continued)

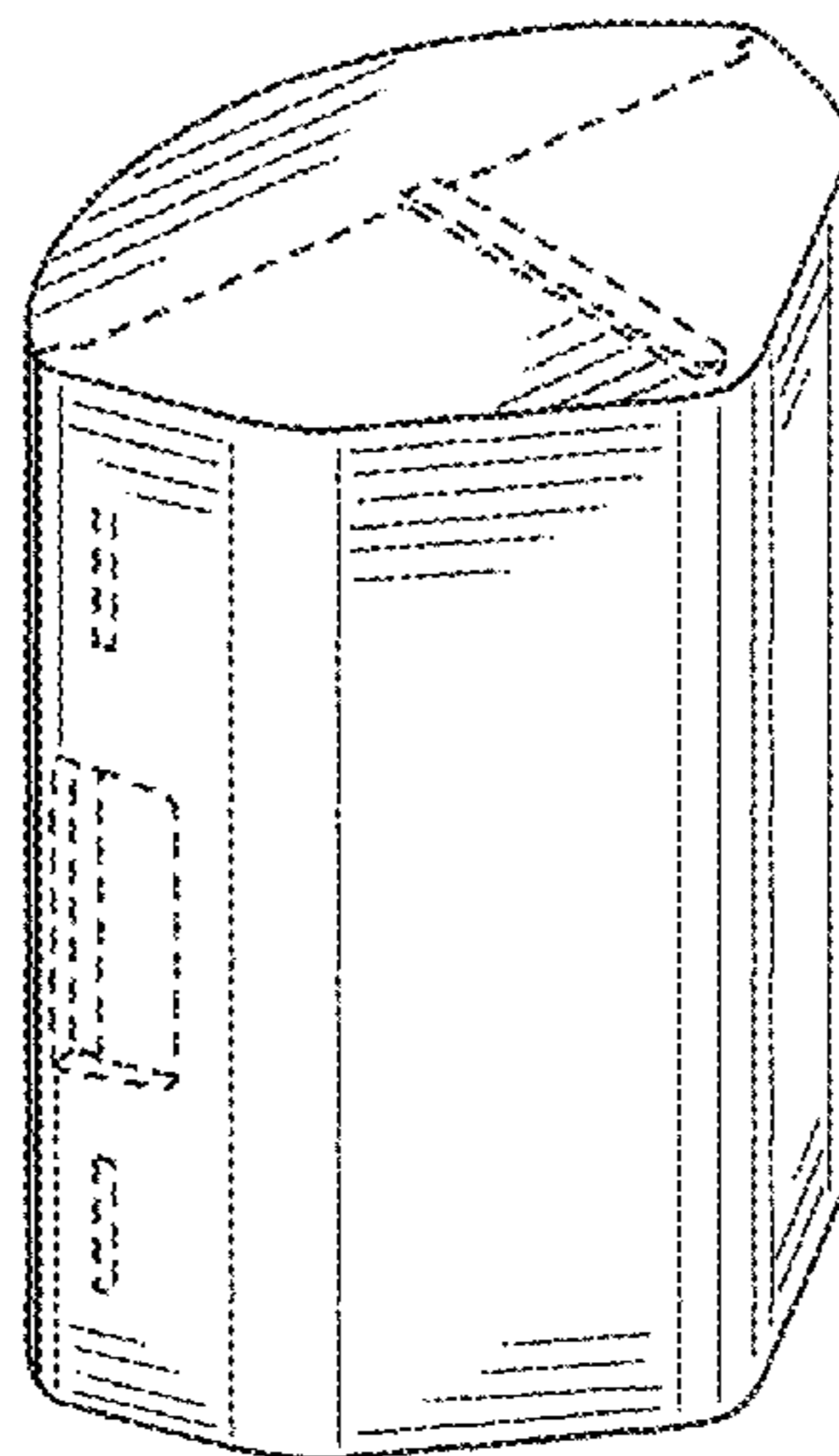
*Primary Examiner* — Rosemary K Tarcza  
*Assistant Examiner* — Sanjeev Paul  
(74) *Attorney, Agent, or Firm* — Fredrikson & Byron, P.A.

(57) **CLAIM**  
We claim the ornamental design for a battery cartridge, as shown and described.

**DESCRIPTION**

FIG. 1 is a perspective view of my new design for a battery cartridge;  
FIG. 2 is front view thereof;  
FIG. 3 is a rear view thereof;  
FIG. 4 is a right side view thereof;  
FIG. 5 is a left side view thereof;  
FIG. 6 is a bottom view thereof; and,  
FIG. 7 is a top view thereof.  
The broken lines, as provided, form no part of the claimed design.

**1 Claim, 2 Drawing Sheets**



(56)

References Cited

U.S. PATENT DOCUMENTS

5,046,014 A 9/1991 Anjo  
 5,201,589 A 4/1993 Chun  
 5,215,513 A 6/1993 Maynard  
 5,224,915 A 7/1993 Killian  
 5,259,100 A 11/1993 Takahashi  
 5,342,276 A 8/1994 Fujiwara  
 D352,270 S \* 11/1994 Yung ..... D13/103  
 5,451,195 A 9/1995 Fujiwara  
 5,457,484 A 10/1995 Regnault  
 5,555,759 A 9/1996 Rosene  
 5,575,168 A 11/1996 Rosene  
 D384,031 S \* 9/1997 Lui ..... D13/103  
 5,682,657 A 11/1997 Hirose  
 5,682,782 A 11/1997 Rosene  
 5,721,587 A 2/1998 Hirose  
 5,808,642 A 9/1998 Zaba  
 5,810,704 A 9/1998 Seto  
 5,993,090 A 11/1999 Straka  
 D432,079 S \* 10/2000 Matthes ..... D13/103  
 D435,013 S \* 12/2000 Clowers ..... D13/103  
 D507,546 S \* 7/2005 Fairfull ..... D13/184  
 7,011,613 B2 3/2006 Moller  
 7,168,364 B2 1/2007 Schneider  
 7,171,738 B2 2/2007 Dick et al.  
 7,249,478 B2 7/2007 Takehara  
 7,367,761 B2 5/2008 Kato  
 7,437,210 B1 10/2008 Shigefuji  
 7,614,725 B2 11/2009 Schulmeister  
 8,505,175 B2 8/2013 Lee et al.

FOREIGN PATENT DOCUMENTS

EP 1125682 A2 8/2001  
 EP 1219433 A1 7/2002


EP 1219439 A1 7/2002  
 EP 1219432 A1 4/2005  
 JP H06-198357 7/1994  
 WO 9948694 9/1999

OTHER PUBLICATIONS


EBS Ink-Jet Systems product brochure for Handjet EBS-250, 2005.  
 Messer, MG Systems & Welding, Inc., Brochure entitled "Ink Jet Marker, Fast, quiet marking with no damage to the plate surface," copyright 2006 Messer MG Systems & Welding 12061M, Menomonee Falls, WI.  
 Rea-Jet, "Features of Performance," Dec. 2002 or earlier, 3 pages.  
 Website, <http://www.mg-systems-welding.com/products.html>, viewed Apr. 18, 2008.  
 Website, <http://www.mg-systems-welding.com/marketing.html>, viewed Apr. 18, 2008.  
 Website, <http://www.mg-systems-welding.com/inkjet.html>, viewed Apr. 18, 2008.  
 Website, <http://www.mg-systems-welding.com/tmc4500.html>, viewed Apr. 18, 2008.  
 Website, <http://www.mg-systems-welding.com/mpc2000.html>, viewed Apr. 18, 2008.  
 Website, <http://www.mg-systems-welding.com/titan.html>, viewed Apr. 18, 2008.  
 Website, <http://www.mg-systems-welding.com/metalmasterplus.html>, viewed Apr. 18, 2008.  
 Website, [http://www.midaprobing.com/product\\_en.htm](http://www.midaprobing.com/product_en.htm), viewed Apr. 18, 2008.  
 Website, [http://www.midaprobing.com/Transmission\\_sys\\_en.htm](http://www.midaprobing.com/Transmission_sys_en.htm), viewed Apr. 18, 2008.  
 Website, [http://www.midaprobing.com/news\\_en.htm](http://www.midaprobing.com/news_en.htm), viewed Mar. 30, 2007.  
 International Search Report and Written Opinion for International Application No. PCT/US2008/061434, dated Jul. 3, 2008, 11 pages.

\* cited by examiner

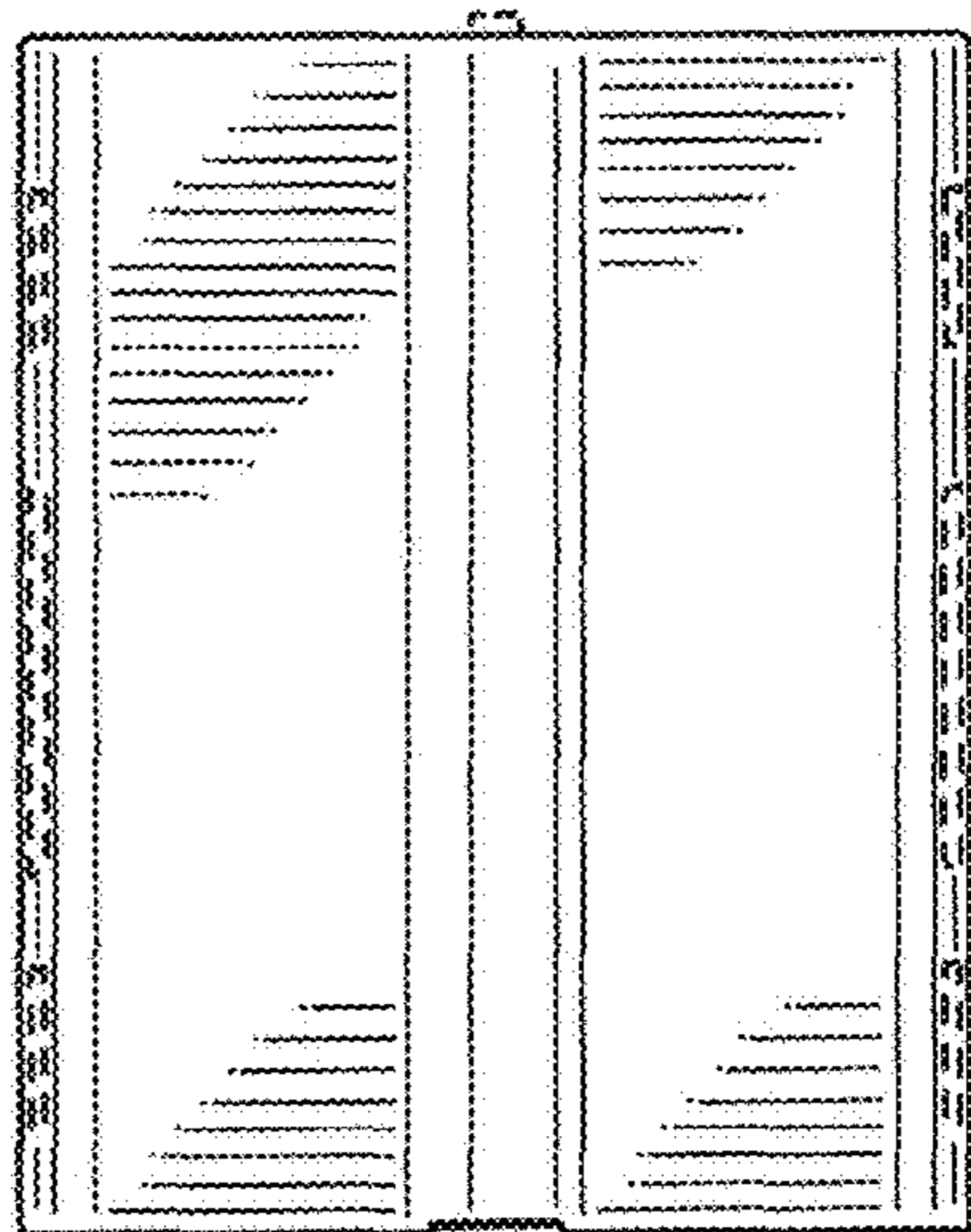
**Fig. 1**



**Fig. 2**

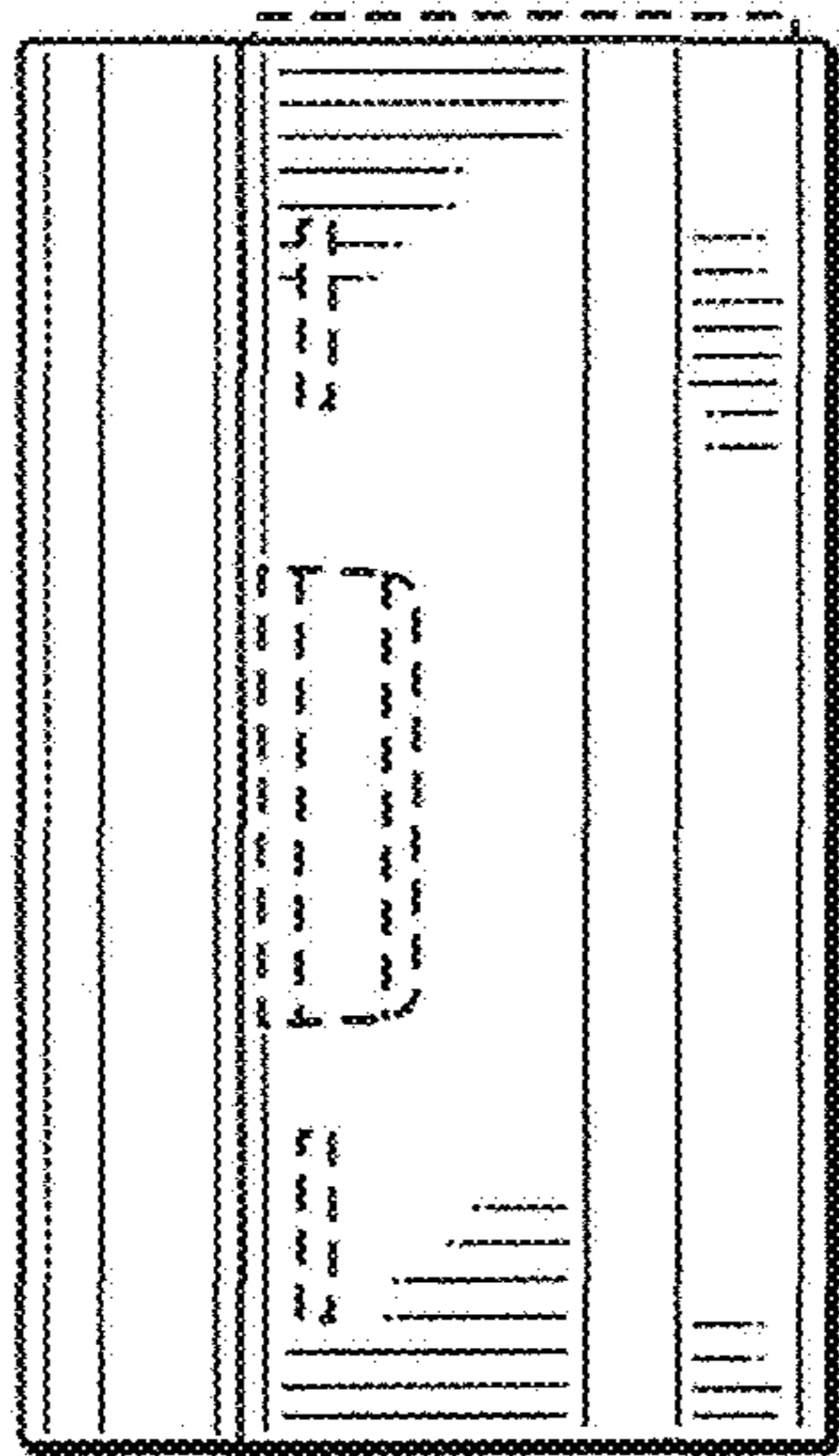


**Fig. 3**

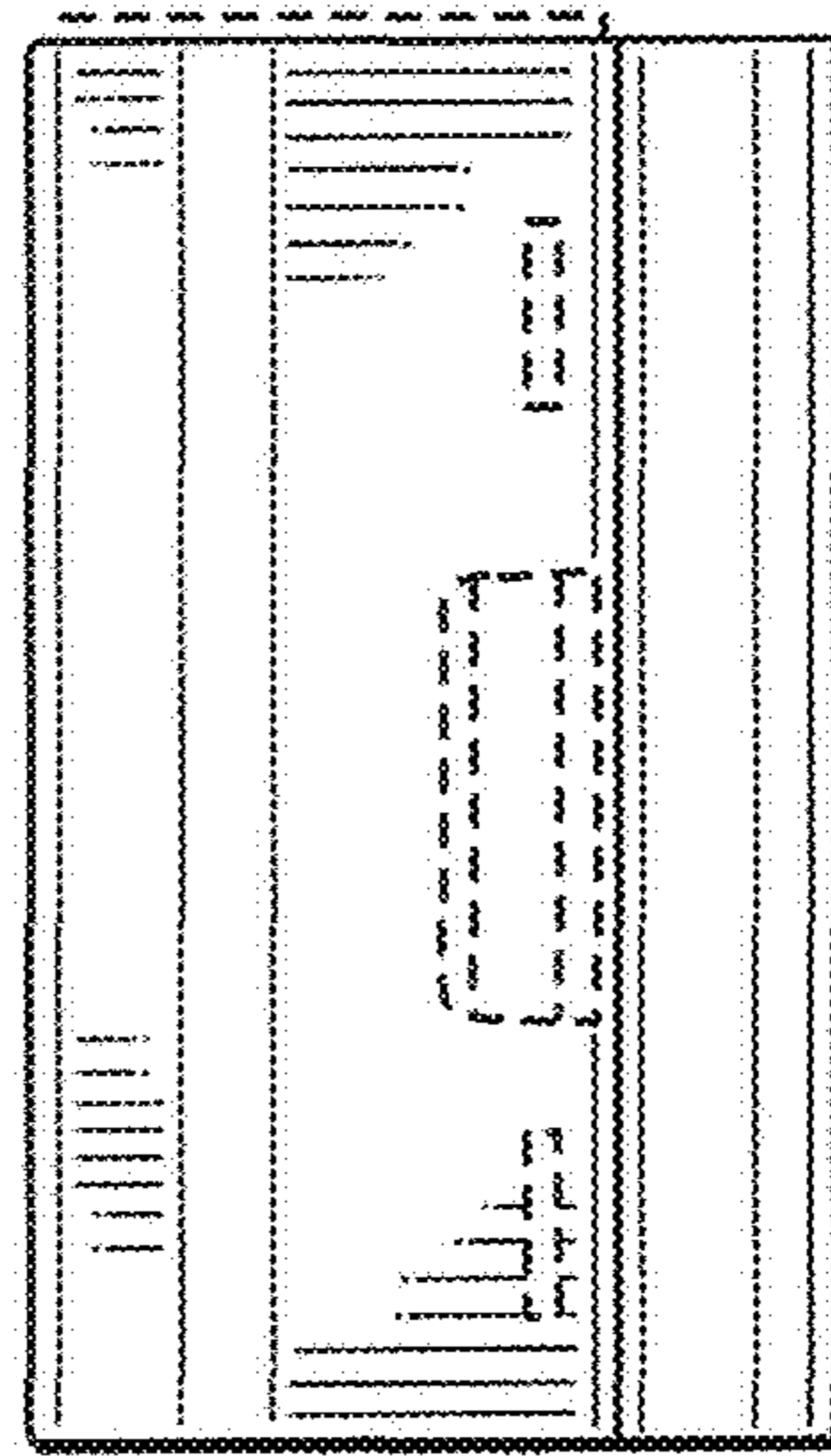




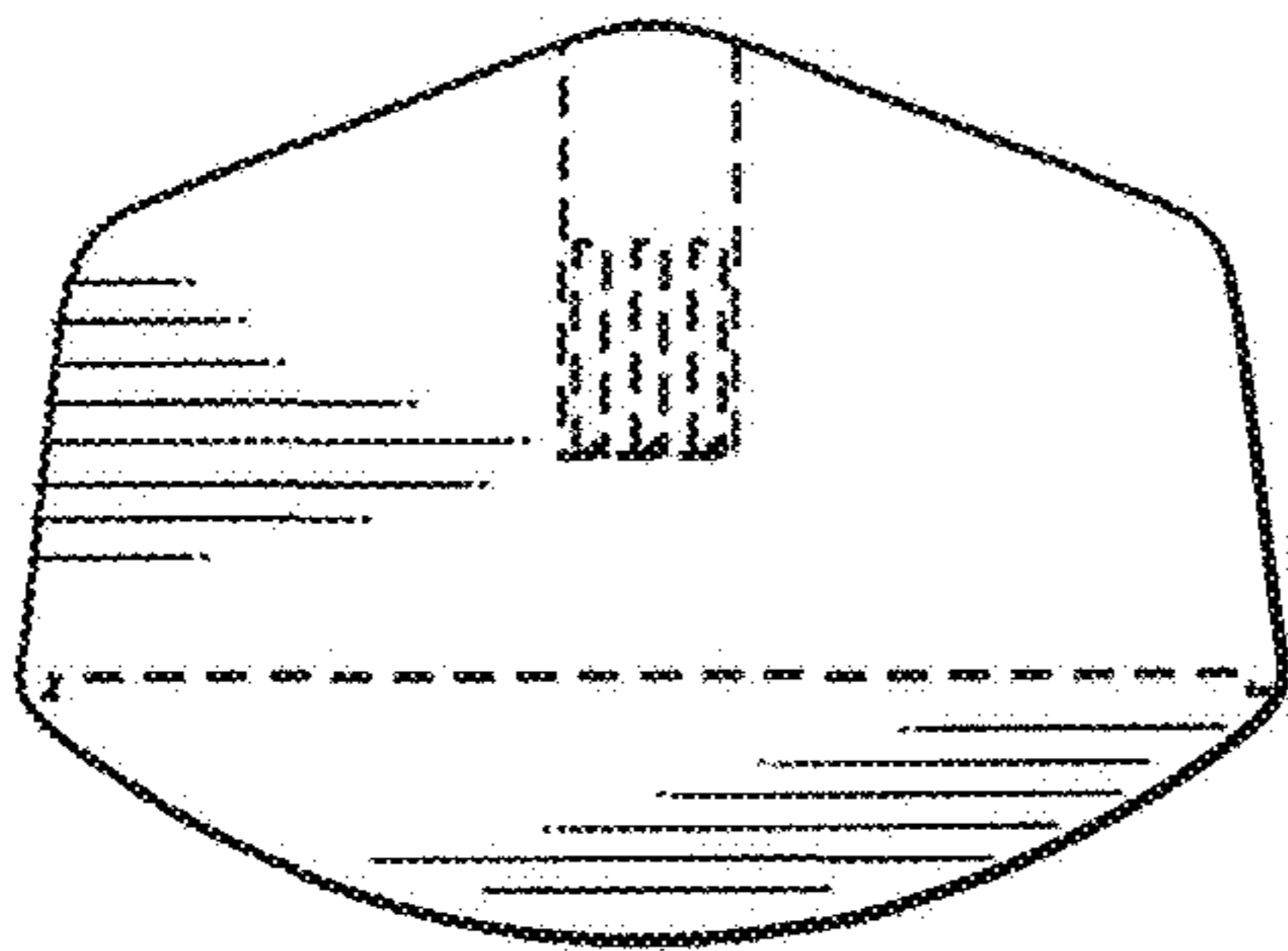
**Fig. 4**



**Fig. 5**



**Fig. 6**



**Fig. 7**

