



US00D751493S

(12) **United States Design Patent**
Braga et al.

(10) **Patent No.:** **US D751,493 S**
(45) **Date of Patent:** **** Mar. 15, 2016**

- (54) **TIRE**
- (71) Applicant: **Pirelli Tyre S.p.A.**, Milan (IT)
- (72) Inventors: **Matteo Braga**, Milan (IT); **Fiorenzo Brivio**, Milan (IT); **Piero Losi**, Milan (IT)
- (73) Assignee: **Pirelli Tyre S.p.A.** (IT)
- (**) Term: **14 Years**
- (21) Appl. No.: **29/467,571**
- (22) Filed: **Sep. 20, 2013**

- (30) **Foreign Application Priority Data**
- Mar. 22, 2013 (EM) 002207373-0001
- Mar. 22, 2013 (EM) 002207373-0002
- Mar. 22, 2013 (EM) 002207373-0003

- (51) **LOC (10) Cl.** **12-15**
- (52) **U.S. Cl.**
- USPC **D12/519**; D12/515
- (58) **Field of Classification Search**
- USPC D12/505-532, 570
- CPC B60C 11/0304; B60C 11/0302; B60C 11/0306; B60C 11/0309; B60C 11/0318; B60C 11/0311; B60C 11/042; B60C 11/13; B60C 11/00; B60C 11/11; B60C 11/12
- See application file for complete search history.

- (56) **References Cited**
- U.S. PATENT DOCUMENTS
- D52,116 S * 6/1918 Pratt D12/506
- D70,328 S * 6/1926 Hower D12/570

D386,135 S *	11/1997	Maxwell	D12/514
D403,624 S *	1/1999	Ratliff, Jr.	D12/509
D421,242 S *	2/2000	Ratliff, Jr.	D12/509
D457,112 S *	5/2002	Chang	D12/506
D482,318 S *	11/2003	Tanigawa	D12/514
D515,022 S *	2/2006	Helt	D12/528
D529,861 S *	10/2006	Takahashi	D12/531
8,215,350 B2 *	7/2012	Roder	B60C 1/0016 152/154.2
D674,735 S *	1/2013	Kato	D12/514
D689,013 S *	9/2013	Yasunaga	D12/518
D734,708 S *	7/2015	Kang	D12/520

* cited by examiner

Primary Examiner — Stacia Cadmus
(74) *Attorney, Agent, or Firm* — Finnegan, Henderson, Farabow, Garrett & Dunner, LLP

- (57) **CLAIM**
- The ornamental design for a tire, as shown and described.

DESCRIPTION

FIG. 1 is a front perspective view of a tire, showing our new design, it being understood that the tread pattern is repeated throughout the circumference of the tire, the back perspective view being a mirror image of that shown;

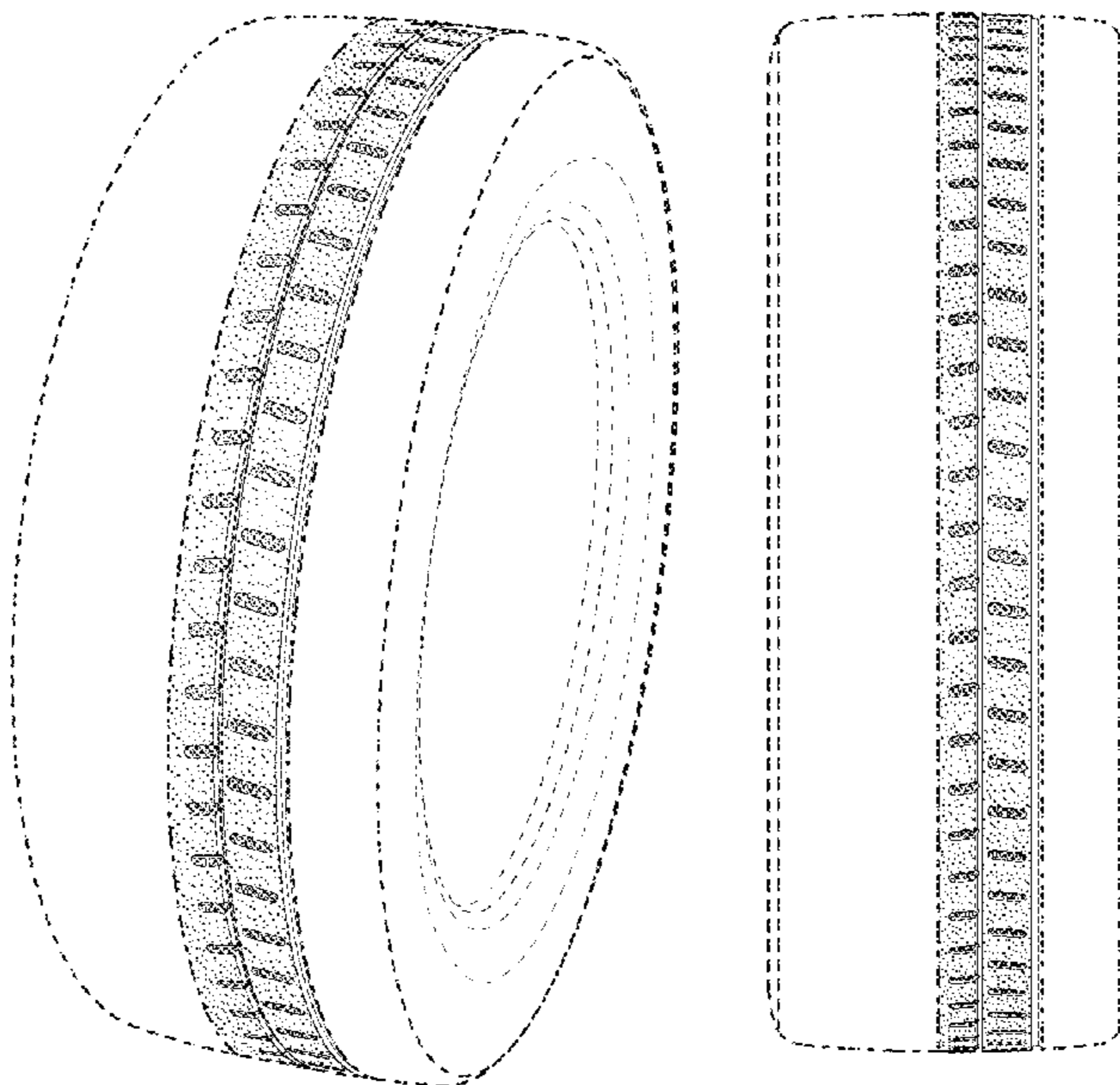
FIG. 2 is a right side view thereof;

FIG. 3 is a front view thereof, with the rear view being a mirror image of the front view; and,

FIG. 4 is a left side view thereof.

The portions depicted in broken lines of uneven length define the unclaimed boundary of the claimed design. The broken lines of even length shown in the drawings illustrate portions of the tire that form no part of the claimed design.

1 Claim, 4 Drawing Sheets



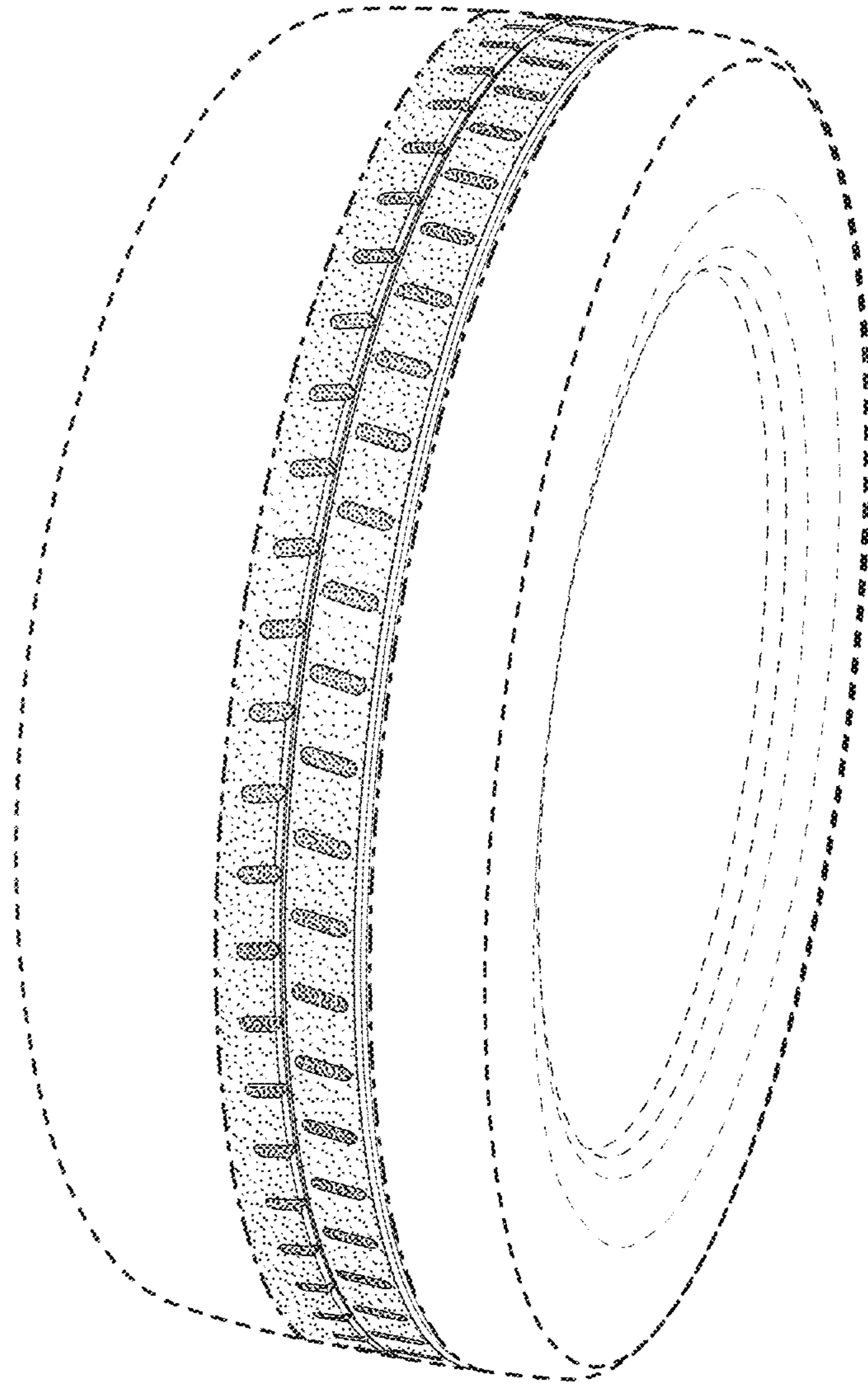


FIG. 1

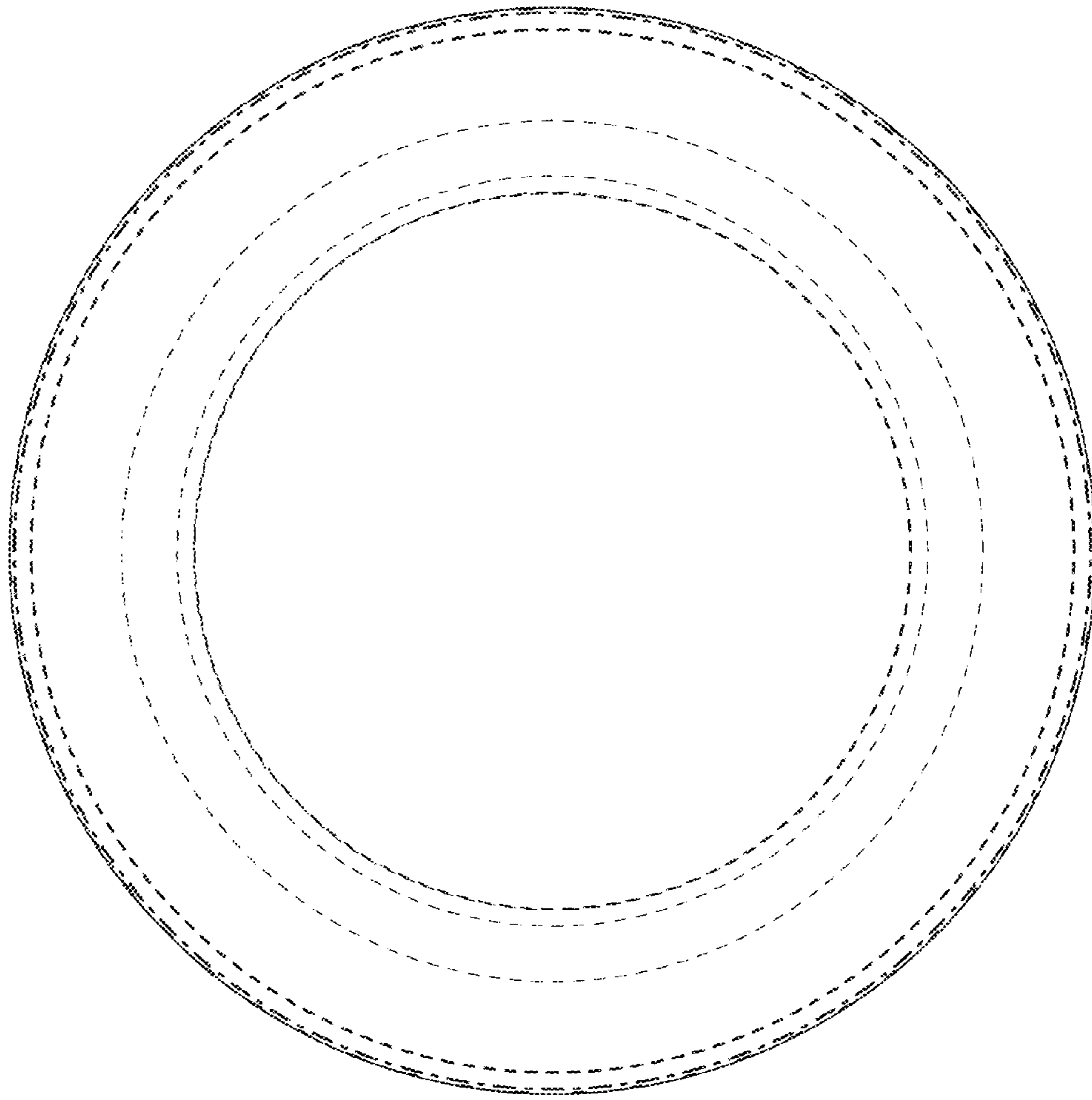


FIG. 2

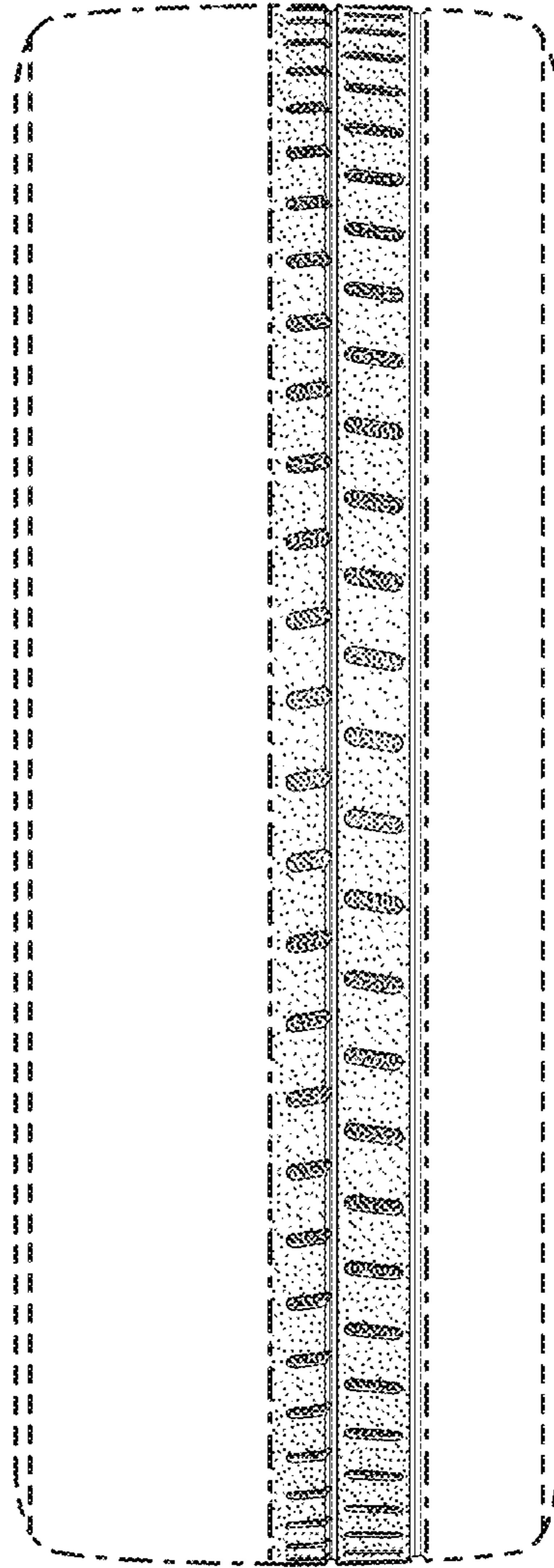


FIG. 3

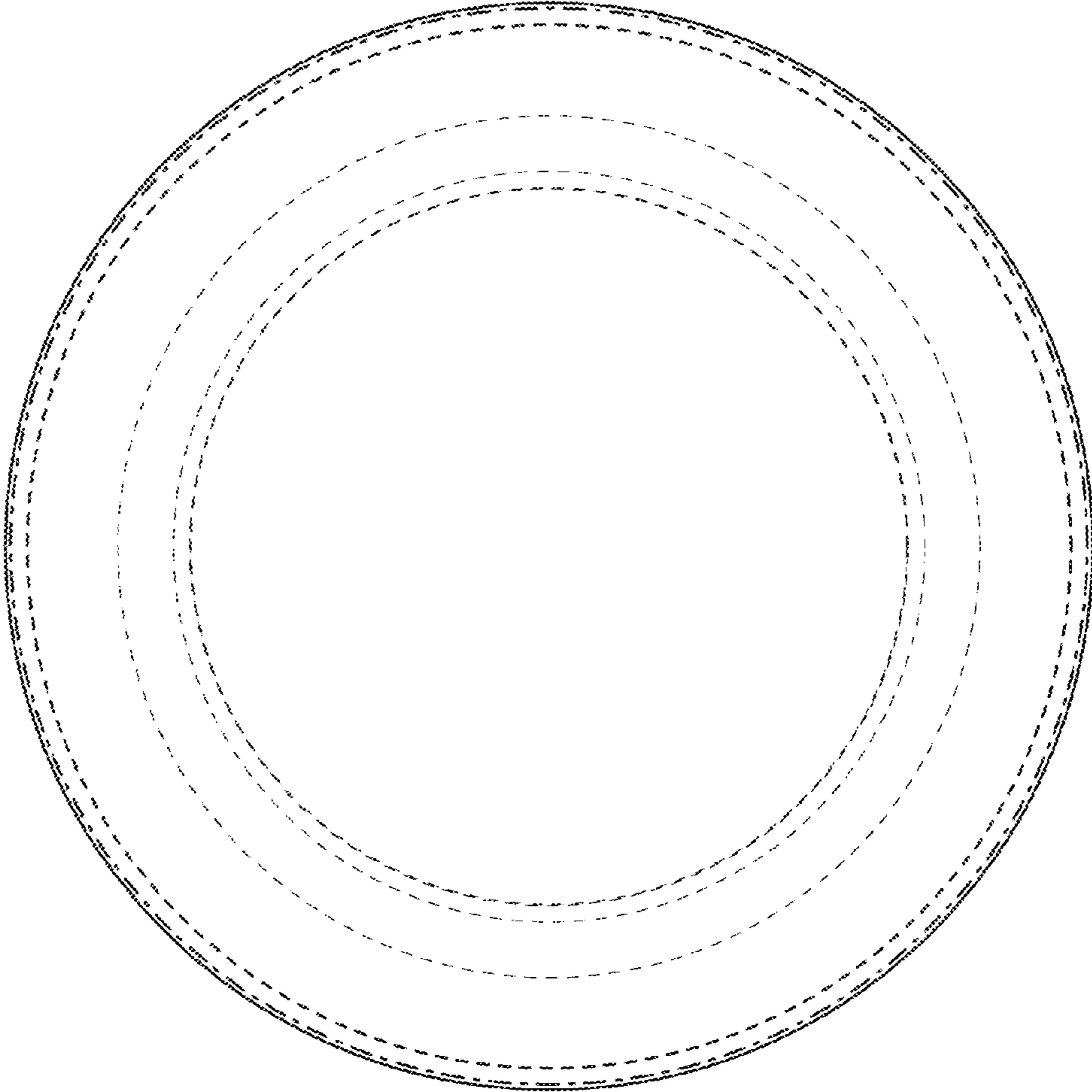


FIG. 4