



US00D751478S

(12) **United States Design Patent**  
**Buck**

(10) **Patent No.:** **US D751,478 S**  
(45) **Date of Patent:** **\*\* Mar. 15, 2016**

(54) **VEHICLE COMPONENT**  
(71) Applicant: **Jaguar Land Rover Limited**, Coventry (GB)  
(72) Inventor: **Joe Buck**, Coventry (GB)  
(73) Assignee: **JAGUAR LAND ROVER LIMITED** (GB)  
(\*\*) Term: **14 Years**  
(21) Appl. No.: **29/501,325**  
(22) Filed: **Sep. 3, 2014**

D599,264 S \* 9/2009 Akasawa ..... D12/181  
D605,993 S \* 12/2009 Furuhashi ..... D12/181  
D692,814 S \* 11/2013 Platto ..... D12/190  
D726,608 S \* 4/2015 Curic ..... D12/181  
D726,609 S \* 4/2015 Curic ..... D12/181  
2014/0117710 A1\* 5/2014 Kurata ..... B62D 35/00  
296/180.1

\* cited by examiner

*Primary Examiner* — Katrina A Betton

(74) *Attorney, Agent, or Firm* — Fishman Stewart PLLC

(30) **Foreign Application Priority Data**  
Mar. 4, 2014 (EM) ..... 002417659  
(51) **LOC (10) Cl.** ..... **12-08**  
(52) **U.S. Cl.**  
USPC ..... **D12/190**  
(58) **Field of Classification Search**  
USPC ..... D12/190, 106, 181, 191, 196, 400, 88  
CPC ..... B60R 13/02; B60R 13/04  
See application file for complete search history.

(57) **CLAIM**  
The ornamental design for a vehicle component, as shown and described.

(56) **References Cited**  
**U.S. PATENT DOCUMENTS**  
D484,080 S \* 12/2003 Yamamoto ..... D12/190  
D585,799 S \* 2/2009 Kim ..... D12/181

**DESCRIPTION**  
FIG. 1 is a front perspective view of a vehicle component; FIG. 2 is a rear perspective view of a vehicle component; FIG. 3 is a front view of a vehicle component; FIG. 4 is a rear view of a vehicle component; FIG. 5 is a left side view of a vehicle component; FIG. 6 is a right side view of a vehicle component; FIG. 7 is a top view of a vehicle component; and, FIG. 8 is a supplemental top view of a vehicle with the vehicle component in the installed position.  
The whited out portions of FIGS. 1-8 form no part of the claimed design.

**1 Claim, 4 Drawing Sheets**



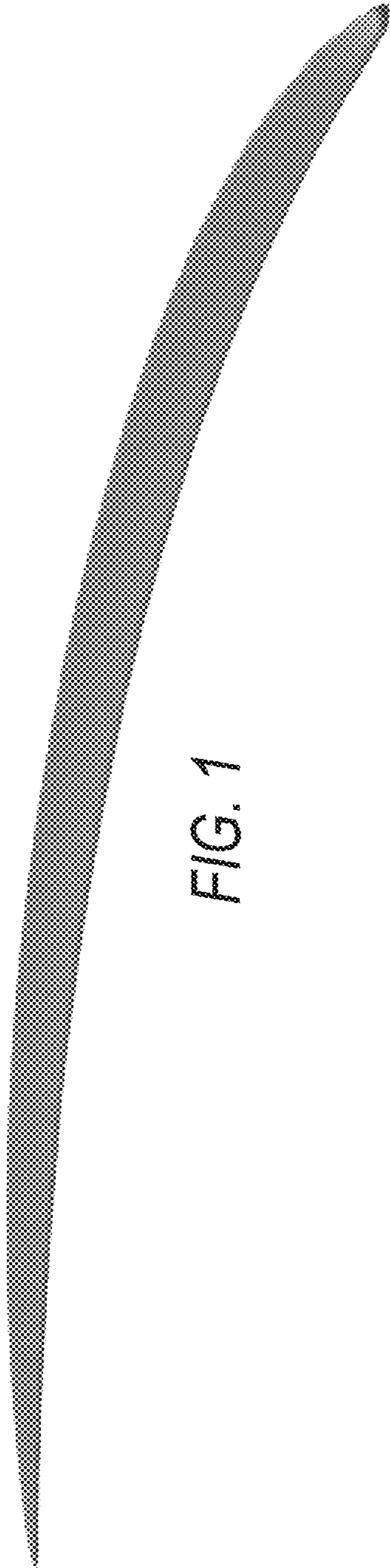


FIG. 1




FIG. 2




FIG. 3




FIG. 4




FIG. 5




FIG. 6



FIG. 7






FIG. 8