



US00D751464S

(12) **United States Design Patent**
Frei et al.

(10) **Patent No.:** **US D751,464 S**
(45) **Date of Patent:** **** Mar. 15, 2016**

(54) **VEHICLE, TOY, AND/OR REPLICAS THEREOF**

D671,033 S * 11/2012 Fetherston D12/91
D704,602 S * 5/2014 Frenzel D12/164
D744,376 S * 12/2015 Futschik D12/91

(71) Applicant: **Daimler AG**, Stuttgart (DE)

* cited by examiner

(72) Inventors: **Michael Frei**, Sindelfingen (DE);
Robert Lesnik, Leonberg (DE); **Slavche Tanevski**, Munich (DE); **Gorden Wagener**, Gaeufelden (DE)

Primary Examiner — Melody N Brown
(74) *Attorney, Agent, or Firm* — Crowell & Moring LLP

(73) Assignee: **Daimler AG**, Stuttgart (DE)

(57) **CLAIM**
The ornamental design for a vehicle, toy, and/or replicas thereof, as shown and described.

(**) Term: **14 Years**

DESCRIPTION

(21) Appl. No.: **29/515,462**

This application contains subject matter related to the following co-pending U.S. design patent applications:

(22) Filed: **Jan. 23, 2015**

Application Ser. No. 29/517,178, filed Feb. 11, 2015 and entitled "Headlight for a Vehicle";
Application Ser. No. 29/517,179, filed Feb. 11, 2015 and entitled "Headlight for a Vehicle";
Application Ser. No. 29/517,180, filed Feb. 11, 2015 and entitled "Headlight for a Vehicle";
Application Ser. No. 29/517,181, filed Feb. 11, 2015 and entitled "Taillight for a Vehicle";
Application Ser. No. 29/517,182, filed Feb. 11, 2015 and entitled "Taillight for a Vehicle";
Application Ser. No. 29/515,464, filed herewith and entitled "Front Portion of a Vehicle, Toy, and/or Replicas Thereof"; and,
Application Ser. No. 29/515,466, filed herewith and entitled "Rear Portion of a Vehicle, Toy, and/or Replicas Thereof".

(30) **Foreign Application Priority Data**

Jul. 25, 2014 (WO) DM/084 096

(51) **LOC (10) Cl.** **12-08**

(52) **U.S. Cl.**
USPC **D12/91**

(58) **Field of Classification Search**
USPC D12/86, 90-92; D21/421, 433, 434;
296/181.1, 181.5
CPC B62D 35/00; B62D 25/00; B62D 25/06;
B62D 25/08; B62D 33/00
See application file for complete search history.

FIG. 1 is a left, front perspective view of a vehicle, toy, and/or replicas thereof according to the design;
FIG. 2 is a left, rear perspective view thereof;
FIG. 3 is a left side view thereof;
FIG. 4 is a right side view thereof;
FIG. 5 is a front view thereof;
FIG. 6 is a rear view thereof; and,
FIG. 7 is a top view thereof.


(56) **References Cited**

U.S. PATENT DOCUMENTS

D575,676 S 8/2008 Pfeiffer
D615,464 S * 5/2010 Frei D12/164
D617,682 S * 6/2010 Frei D12/91
D643,348 S * 8/2011 Burki D12/164
D643,787 S * 8/2011 Burki D12/164
D670,606 S * 11/2012 Frenzel D12/91
D670,621 S * 11/2012 Frenzel D12/164

The broken lines are for illustrative purposes only and form no part of the claimed design.

1 Claim, 6 Drawing Sheets



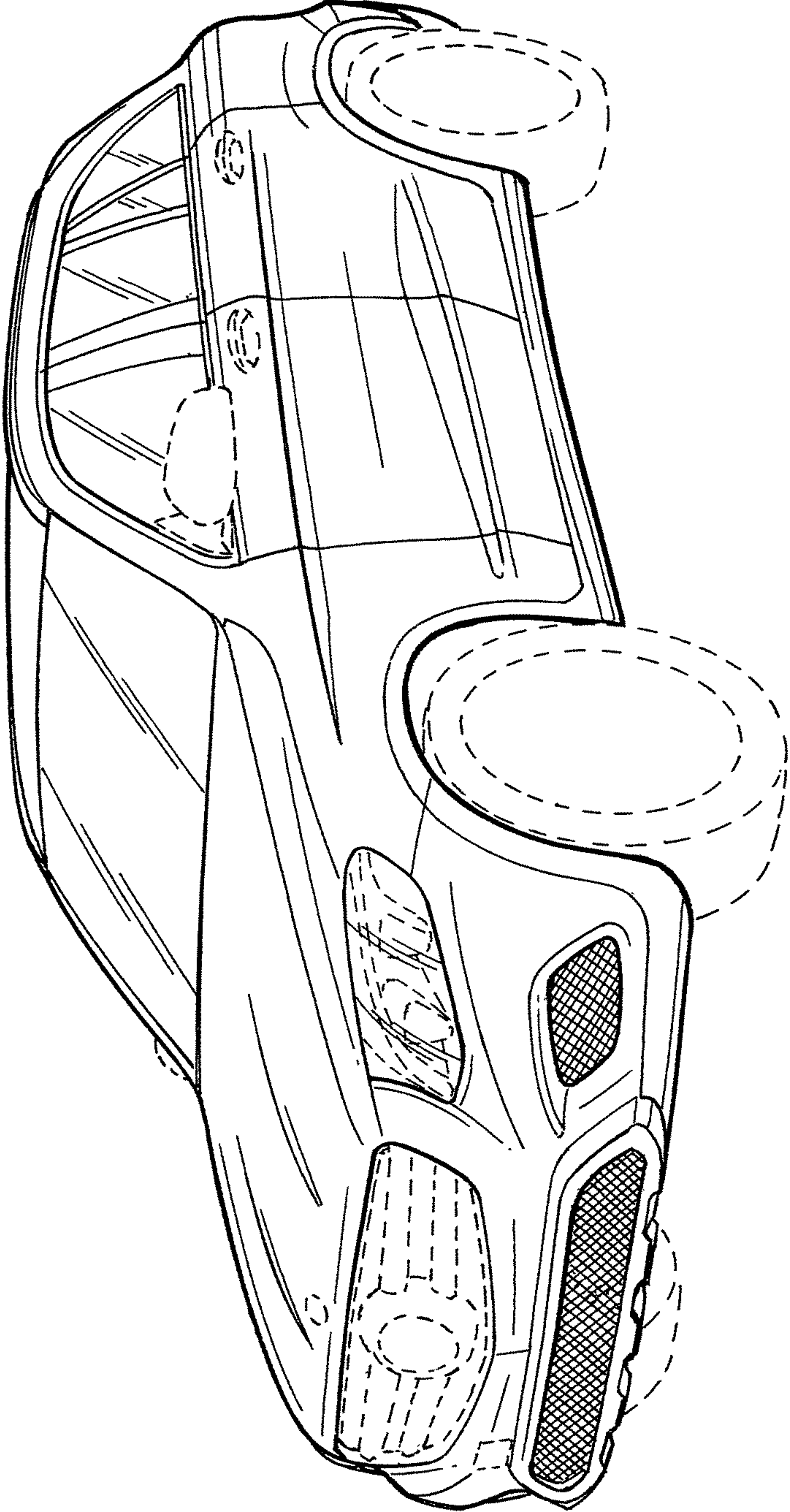


FIG. 1

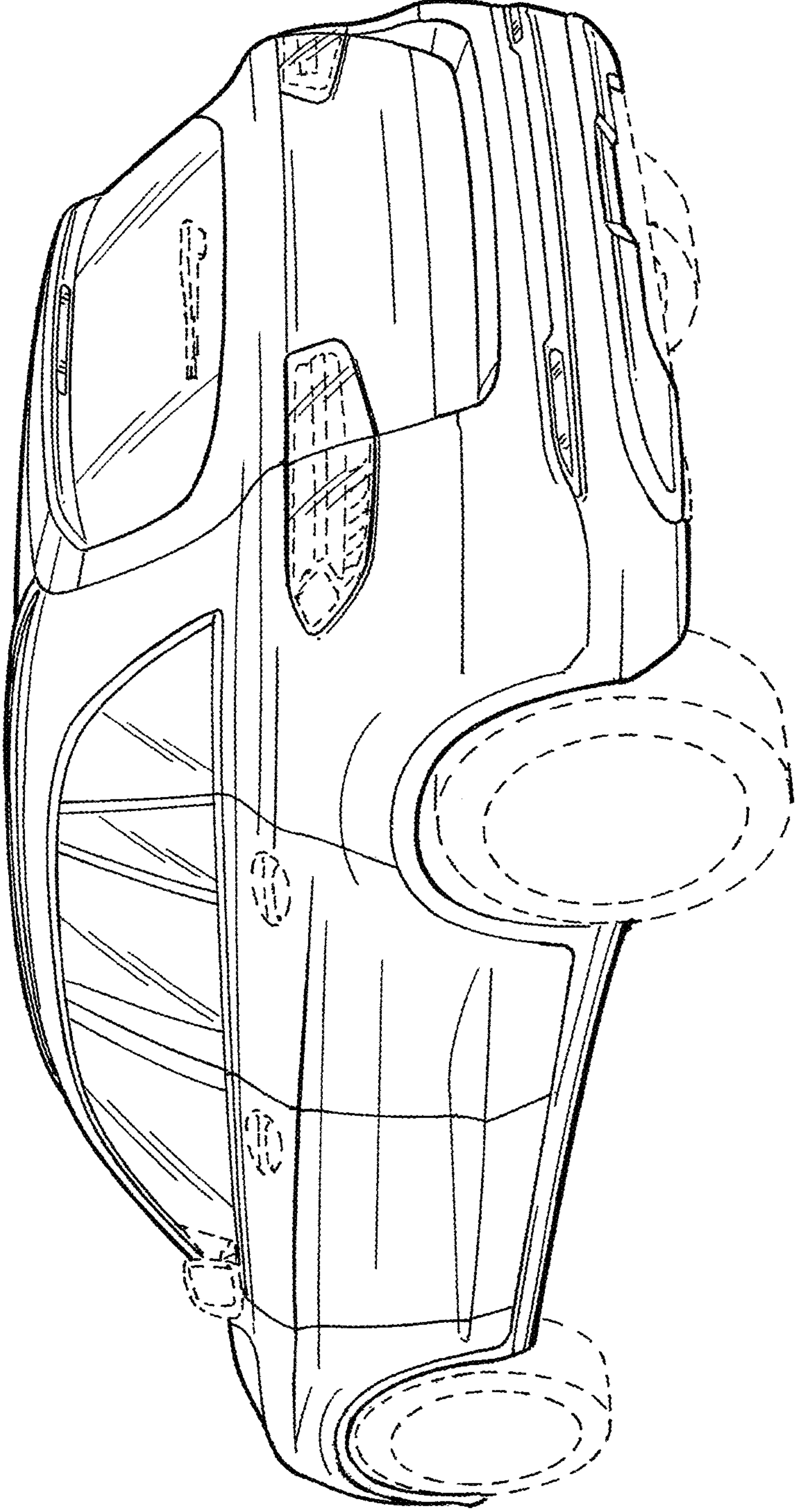


FIG. 2

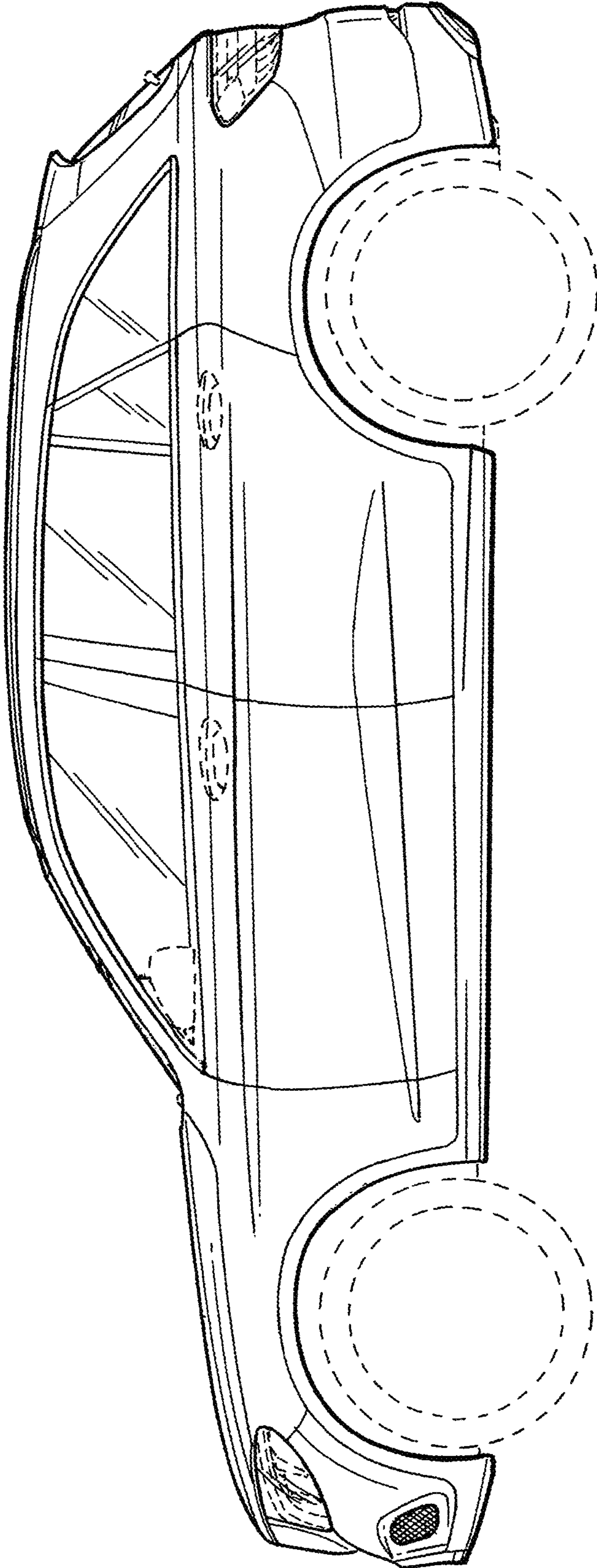


FIG. 3

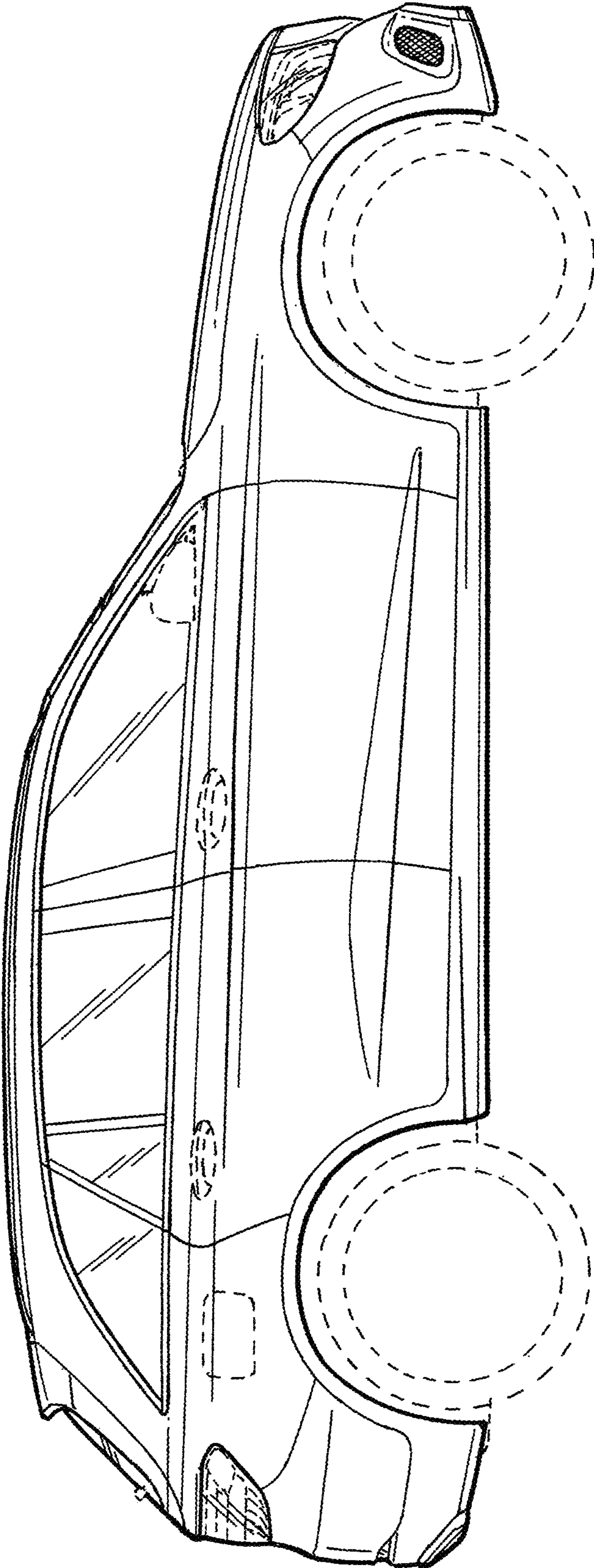


FIG. 4




FIG. 5




FIG. 6

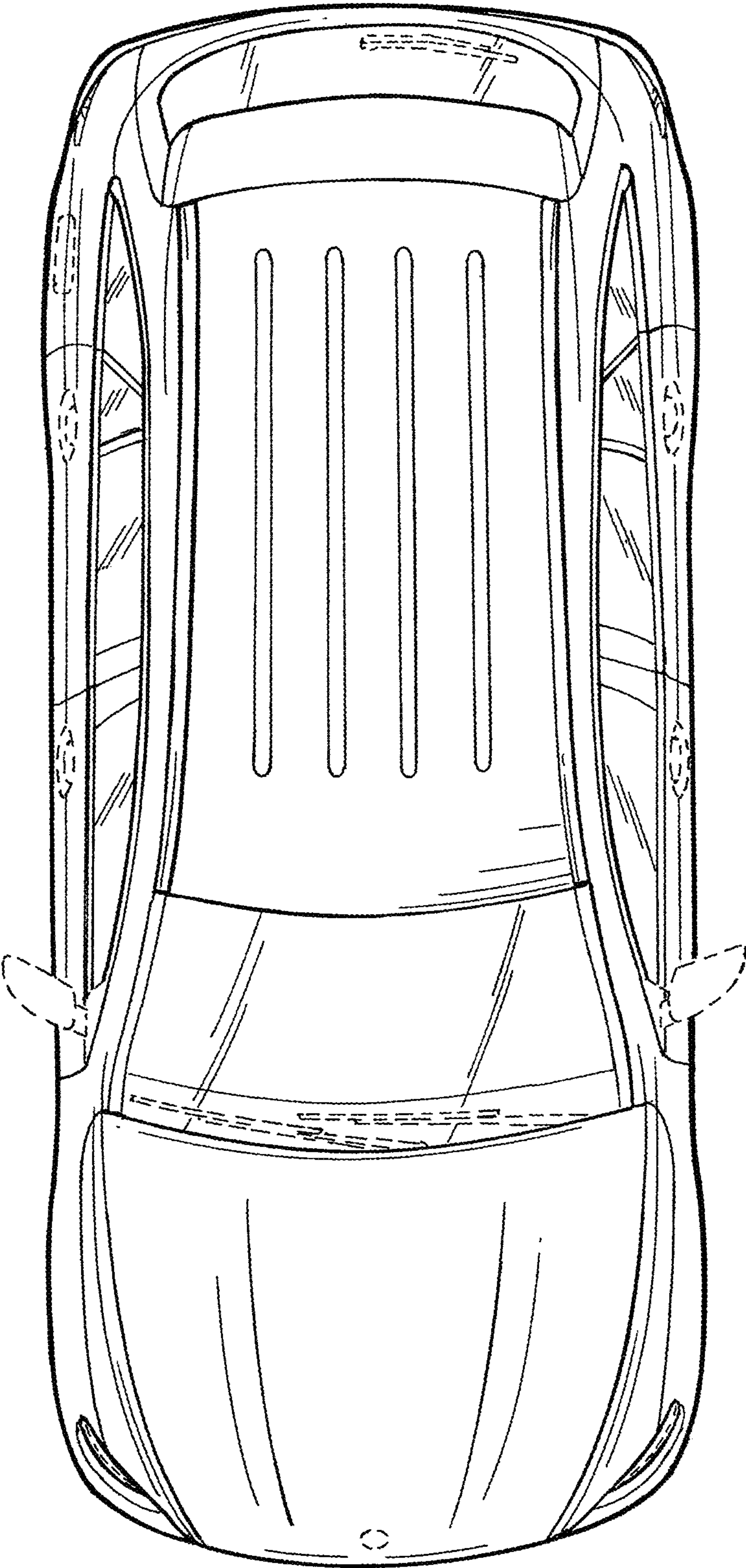


FIG. 7