



US00D751447S

(12) **United States Design Patent**
Baker et al.

(10) **Patent No.:** **US D751,447 S**
(45) **Date of Patent:** **** Mar. 15, 2016**

- (54) **WEARABLE RING**
- (71) Applicant: **QALO LLC**, Los Angeles, CA (US)
- (72) Inventors: **Patrick Baker**, Los Angeles, CA (US);
Kyle Holiday, Tustin, CA (US)
- (73) Assignee: **QALO LLC**, Los Angeles, CA (US)
- (**) Term: **14 Years**
- (21) Appl. No.: **29/507,656**
- (22) Filed: **Oct. 29, 2014**
- (51) **LOC (10) Cl.** **11-01**
- (52) **U.S. Cl.**
USPC **D11/26**
- (58) **Field of Classification Search**
USPC D11/1, 2, 3, 4, 5, 26-39, 91, 92, 84, 67
CPC A44C 5/00; A44C 5/0007; A44C 5/0015;
A44C 5/003; A44C 5/053; A44C 9/00;
A44C 9/0007; A44C 9/0014; A44C 9/0023;
A44C 9/003; A44C 9/0038; A44C 9/0046;
A44C 9/0053; A44C 9/0061; A44C 9/0069;
A44C 9/0076; A44C 17/0258; A44C 17/0266;
A44C 17/0275; A44C 17/0283; A44C 17/02;
A44C 17/0208
See application file for complete search history.

- (56) **References Cited**
U.S. PATENT DOCUMENTS
2,653,402 A * 9/1953 Bonagura A44C 9/00
40/618
5,593,073 A * 1/1997 Finnegan A44C 5/0007
224/183
6,532,765 B1 * 3/2003 Hurwitz A44C 17/02
63/15
D602,802 S * 10/2009 Papadimitriou D11/26
D623,550 S * 9/2010 Weber D11/3
2002/0043077 A1 * 4/2002 Boyadjian A44C 27/00
63/3

- 2007/0151295 A1 * 7/2007 Picardi A44C 27/00
63/15.4
- 2013/0330996 A1 * 12/2013 Benevento A44C 5/0007
446/71
- 2014/0102135 A1 * 4/2014 German A44C 5/0007
63/1.11

OTHER PUBLICATIONS

[Online] <http://cdn.roguefitness.com/media/catalog/product/cache/1/image/9df78eab33525d08d6e5fb8d27136e95/q/u/qualo-mens-rings-new-th.jpg>. Retrieved Sep. 2, 2015.*
 [Online] https://www.etsy.com/listing/243982734/life-ring-mens-silicone-wedding-ring-for?ga_order=most_relevant&ga_search_type=all&ga_view_type=gallery&ga_search_query=silicone%20ring&ref=sr_gallery_23. Posted online Aug. 18, 2015. Retrieved Sep. 2, 2015.*

* cited by examiner

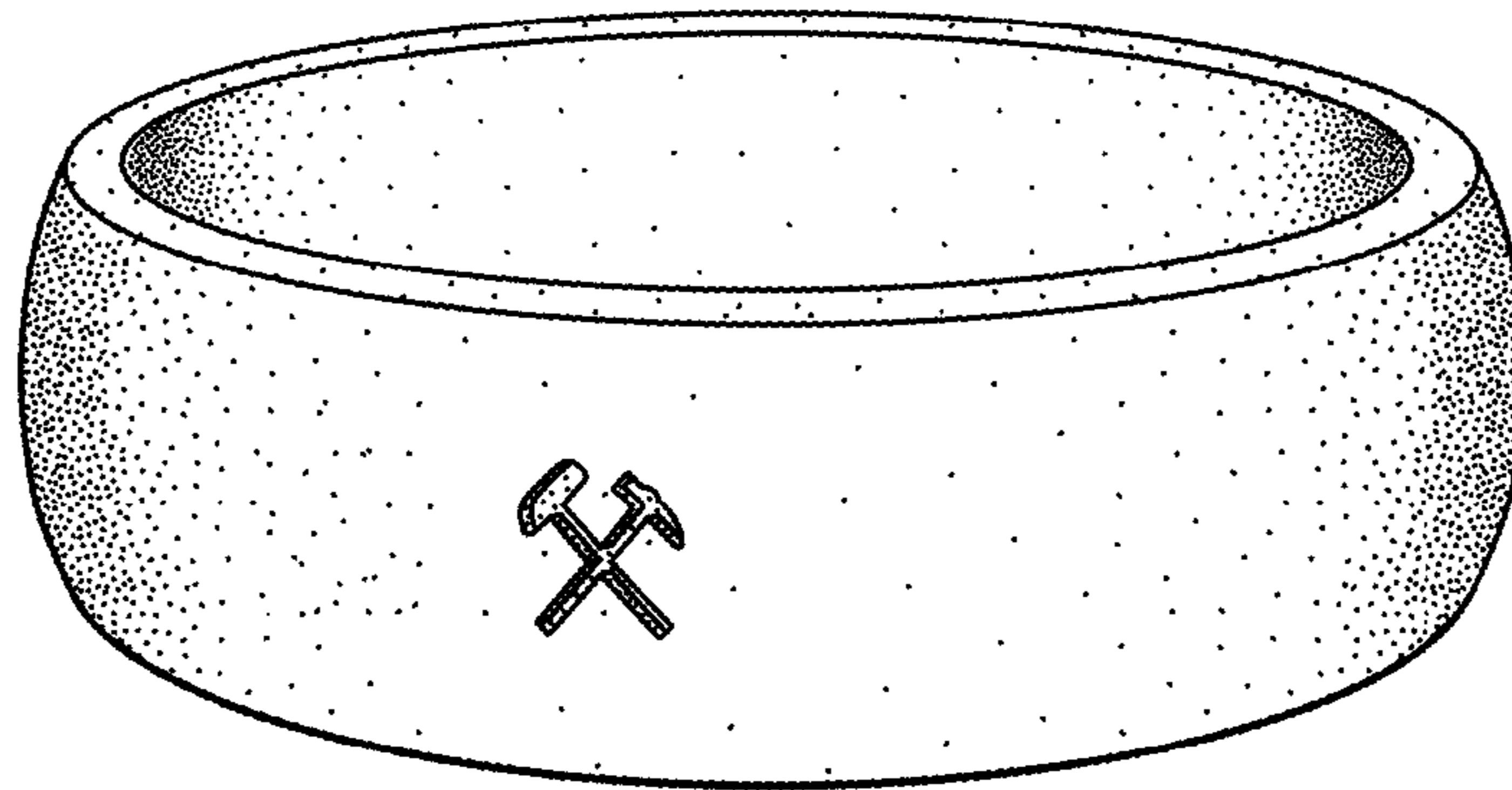
Primary Examiner — Cathron Brooks
Assistant Examiner — Melanie Pellegrini
 (74) *Attorney, Agent, or Firm* — Banner & Witcoff, Ltd.

(57) **CLAIM**
 The ornamental design for a wearable ring, as shown and described.

DESCRIPTION

FIG. 1 is a top, front, right perspective view of a wearable ring showing our new design;
 FIG. 2 is a right side view thereof, wherein the left side is a mirror image of FIG. 2;
 FIG. 3 is a top view thereof;
 FIG. 4 is a front view thereof; and
 FIG. 5 is a rear view thereof; and,
 FIG. 6 is an enlarged fragmentary view of FIG. 1 showing a portion of the claimed design.
 The even length broken lines in FIG. 6 are imaginary lines that are included for reference purposes only and form no part of the claimed design.

1 Claim, 3 Drawing Sheets



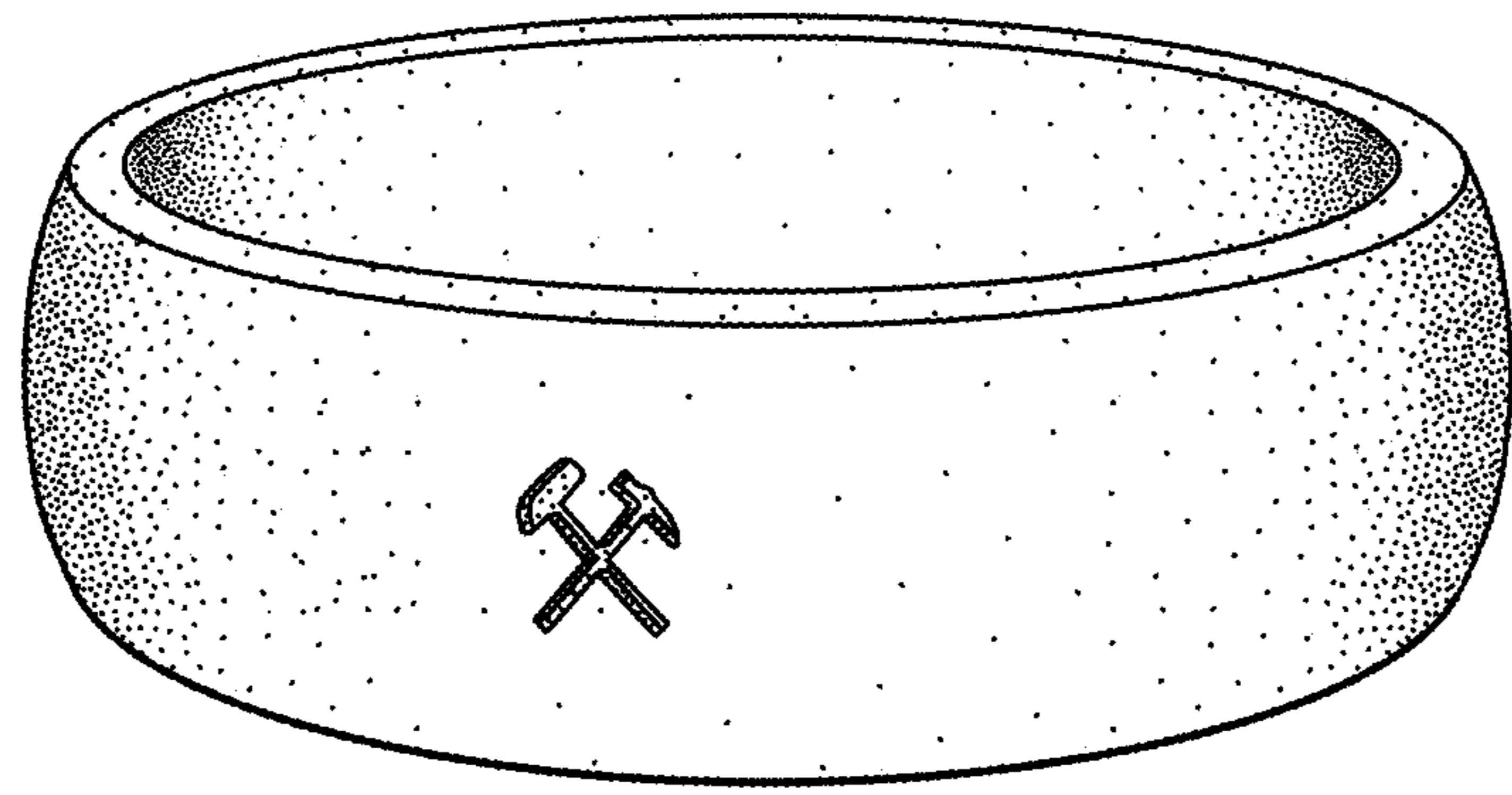


FIG. 1




FIG. 2

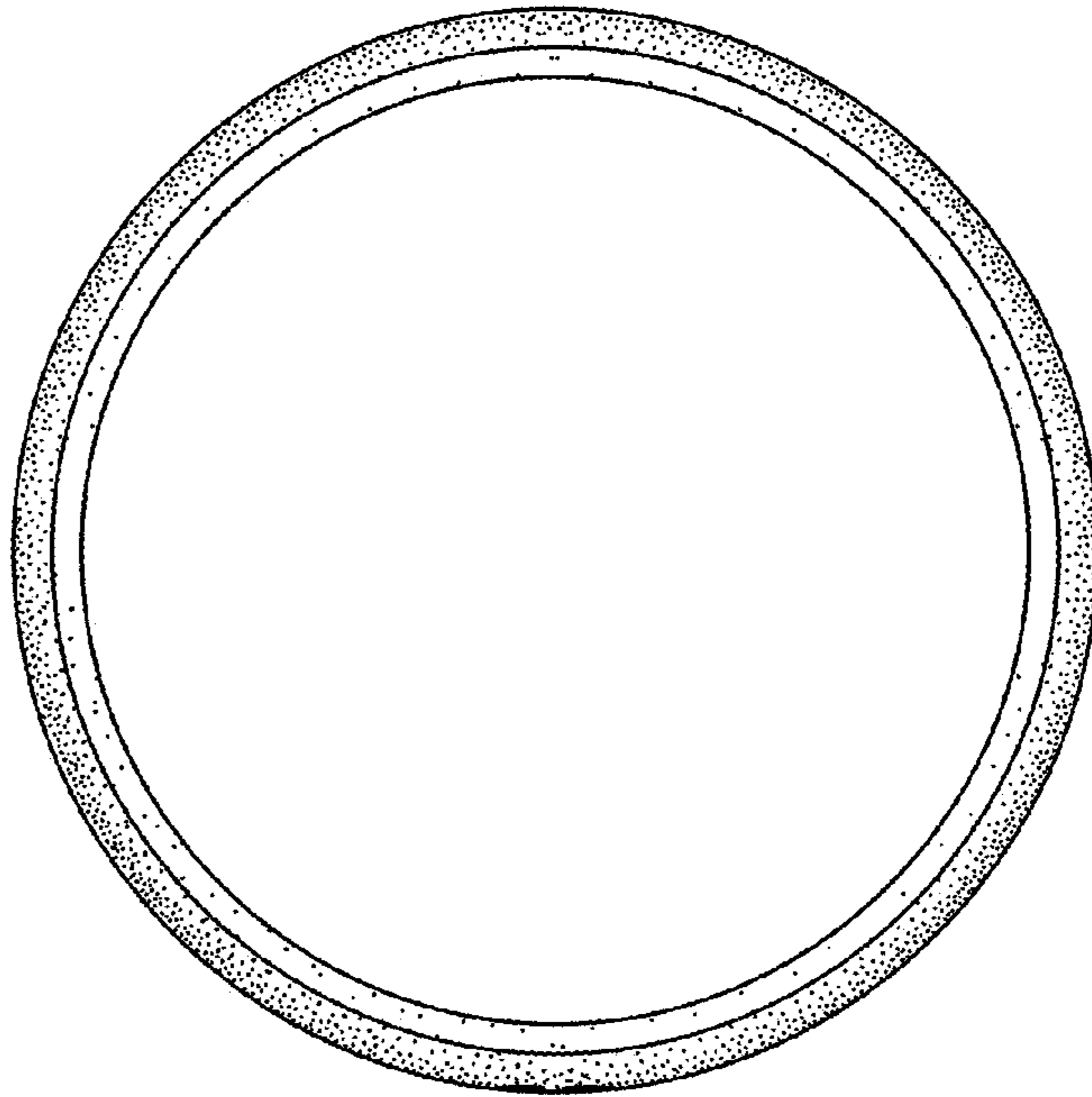


FIG. 3

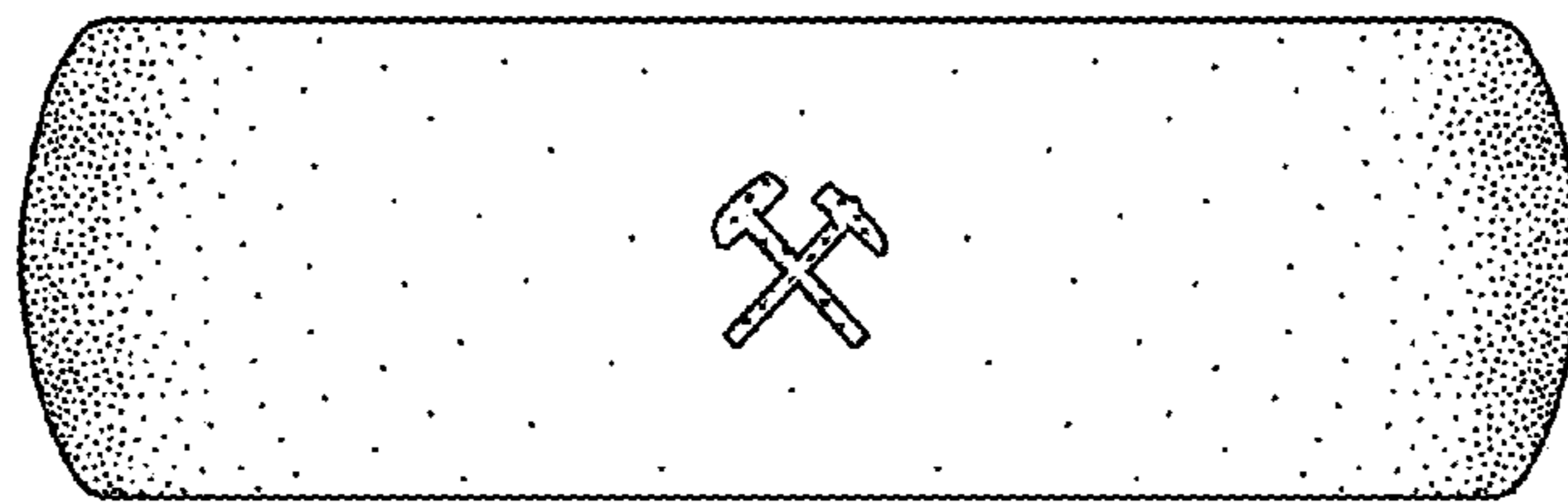


FIG. 4

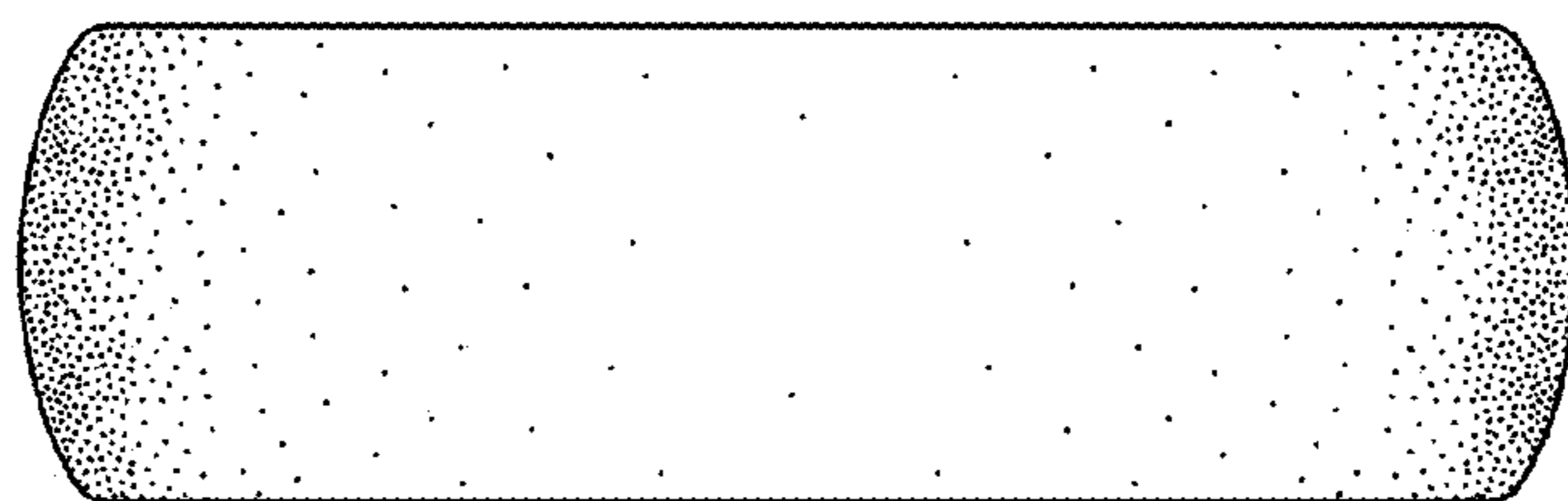


FIG. 5




FIG. 6