



US00D751439S

(12) **United States Design Patent**
Bolshtyanskiy et al.

(10) **Patent No.:** **US D751,439 S**

(45) **Date of Patent:** **** Mar. 15, 2016**

(54) **FLAT ROAD SIGN**

(71) Applicants: **Mark Bolshtyanskiy**, Haifa (IL);
Alexander Bolshtyanskiy, Beer Sheva
(IL); **Boris Elkin**, Tyumen (RU)

(72) Inventors: **Mark Bolshtyanskiy**, Haifa (IL);
Alexander Bolshtyanskiy, Beer Sheva
(IL); **Boris Elkin**, Tyumen (RU)

(**) Term: **14 Years**

(21) Appl. No.: **29/509,572**

(22) Filed: **Nov. 19, 2014**

(51) **LOC (10) Cl.** **10-05**

(52) **U.S. Cl.**
USPC **D10/109.1**

(58) **Field of Classification Search**
USPC D10/109.1, 113.4; D20/39, 40, 42
CPC G09F 1/00
See application file for complete search history.

(56) **References Cited**

U.S. PATENT DOCUMENTS

D159,328 S * 7/1950 Ferguson D10/109.1
D159,329 S * 7/1950 Ferguson D10/109.1

D159,480 S * 8/1950 Ferguson D10/109.1
D159,481 S * 8/1950 Ferguson D10/109.1
D273,799 S * 5/1984 Darrell D10/109.1
D273,877 S * 5/1984 Darrell D10/109.1
D338,044 S * 8/1993 Rusiewicz, Jr. D10/109.1

* cited by examiner

Primary Examiner — George D Kirschbaum

(74) *Attorney, Agent, or Firm* — Nadya Reingand

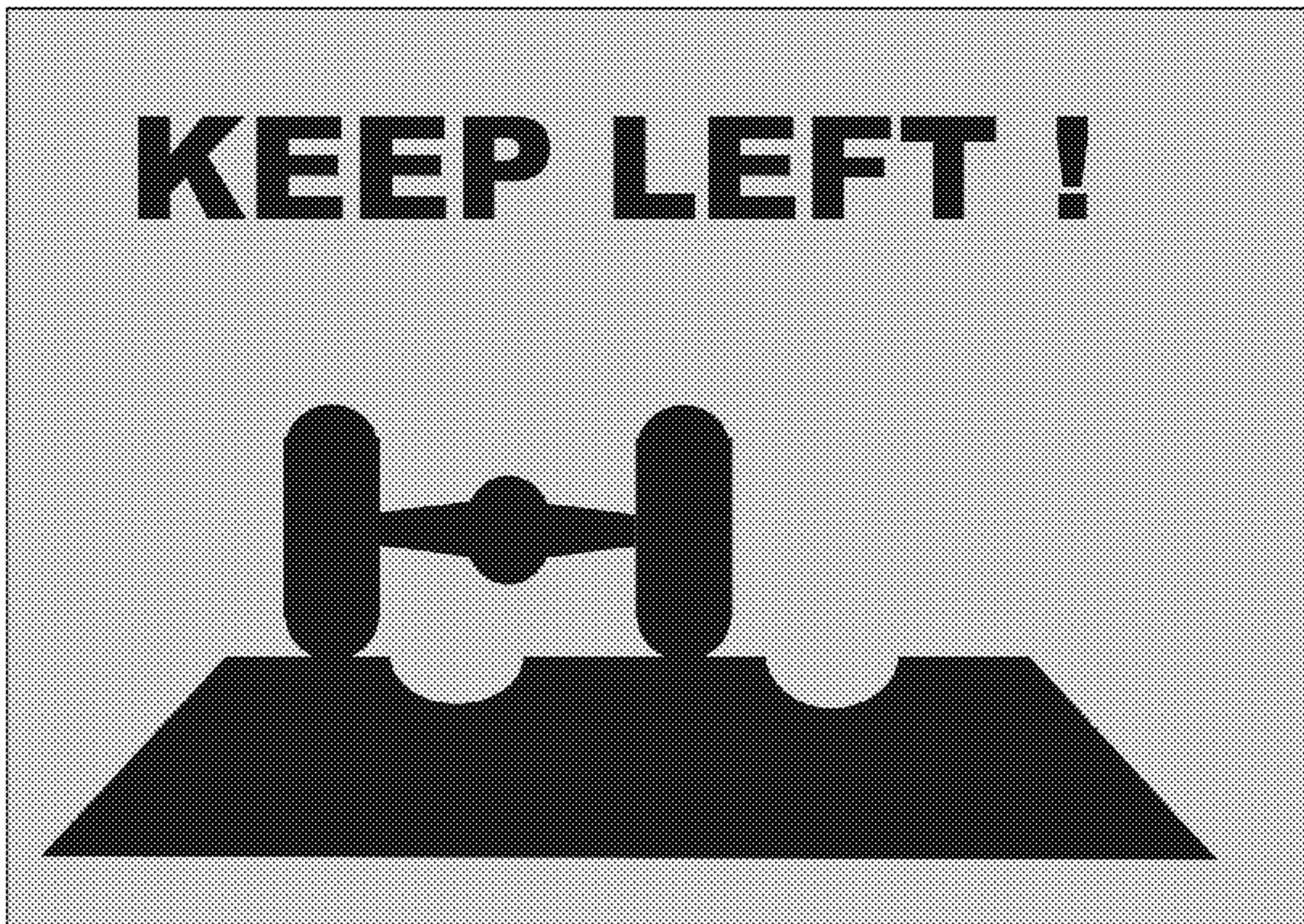
(57) **CLAIM**

The ornamental design for a flat road sign, as shown and described.

DESCRIPTION

This application is a Continuation-in-part of my copending application Ser. No. D29/501,120 filed on Sep. 2, 2014. FIG. 1 is a front plan view of the flat road sign; FIG. 2 is a back plan view of the flat road sign; FIG. 3 is a side plan view of the flat road sign thereof, viewed from the left of FIG. 1, the side plan view, viewed from the right being the mirror image; and, FIG. 4 is a top plan view of the flat road sign of FIG. 1, the bottom side view being the same and the top plan view.

1 Claim, 2 Drawing Sheets



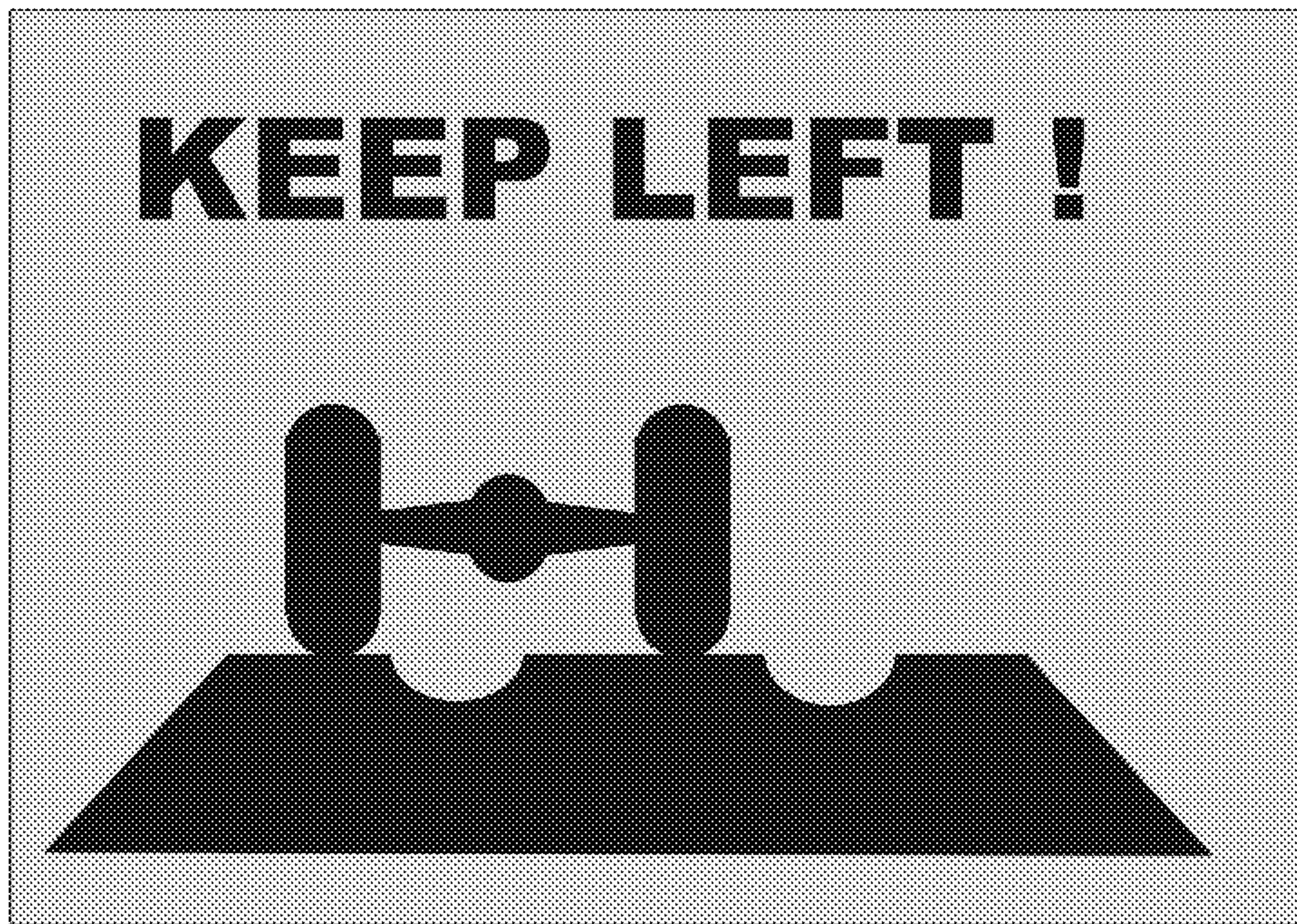


Fig. 1




Fig. 2



Fig. 3



Fig. 4