



US00D751404S

(12) **United States Design Patent**  
**Li**

(10) **Patent No.:** **US D751,404 S**

(45) **Date of Patent:** **\*\* Mar. 15, 2016**

(54) **BOTTLE**

(71) Applicant: **Wanzhu Li**, Los Angeles, CA (US)

(72) Inventor: **Wanzhu Li**, Los Angeles, CA (US)

(\*\*) Term: **14 Years**

(21) Appl. No.: **29/436,198**

(22) Filed: **Nov. 2, 2012**

(51) **LOC (10) Cl.** ..... **09-01**

(52) **U.S. Cl.**  
USPC ..... **D9/500**

(58) **Field of Classification Search**

USPC ..... D9/500–505, 516, 537, 539–540, 549,  
D9/558, 567, 682, 686–692, 723, 727;  
D7/509–511, 523; D28/5, 7, 73,  
D28/76–77, 85, 88, 91.1; D3/203.2;  
D24/224

See application file for complete search history.

(56) **References Cited**

**U.S. PATENT DOCUMENTS**

2,158,901 A \* 5/1939 Martin ..... 401/129  
D136,501 S \* 10/1943 Habif ..... D9/503  
2,749,566 A \* 6/1956 Thomas ..... 401/213  
2,997,731 A \* 8/1961 Schultz ..... 401/213  
D350,899 S \* 9/1994 Vasas ..... D9/503  
D368,528 S \* 4/1996 Allegre ..... D24/197

D375,895 S \* 11/1996 Miller ..... D9/691  
D406,921 S \* 3/1999 Roeder ..... D28/7  
6,343,887 B1 \* 2/2002 Dumler et al. .... 401/129  
6,726,387 B2 \* 4/2004 Dumler et al. .... 401/124  
D521,386 S \* 5/2006 Priestman ..... D9/529  
D542,135 S \* 5/2007 Machmadow ..... D9/503  
D569,251 S \* 5/2008 Varlet ..... D9/500  
D613,174 S \* 4/2010 Pecora ..... D9/529  
D616,608 S \* 5/2010 Maddy ..... D28/76  
D646,572 S \* 10/2011 Koeleman ..... D9/500  
D648,857 S \* 11/2011 Pheil et al. .... D24/197  
D657,195 S \* 4/2012 Menceles et al. .... D7/510  
D666,912 S \* 9/2012 Kawai ..... D9/504  
D671,836 S \* 12/2012 DeMarco ..... D9/503  
D673,452 S \* 1/2013 Handy ..... D9/500  
D703,054 S \* 4/2014 DeMarco ..... D9/504  
D705,066 S \* 5/2014 DeMarco ..... D9/503  
D714,162 S \* 9/2014 Kang ..... D9/716

\* cited by examiner

*Primary Examiner* — Dana L Meyrow

(57) **CLAIM**

The ornamental design for a bottle, as shown and described.

**DESCRIPTION**

FIG. 1 is a front view of a bottle of my design.

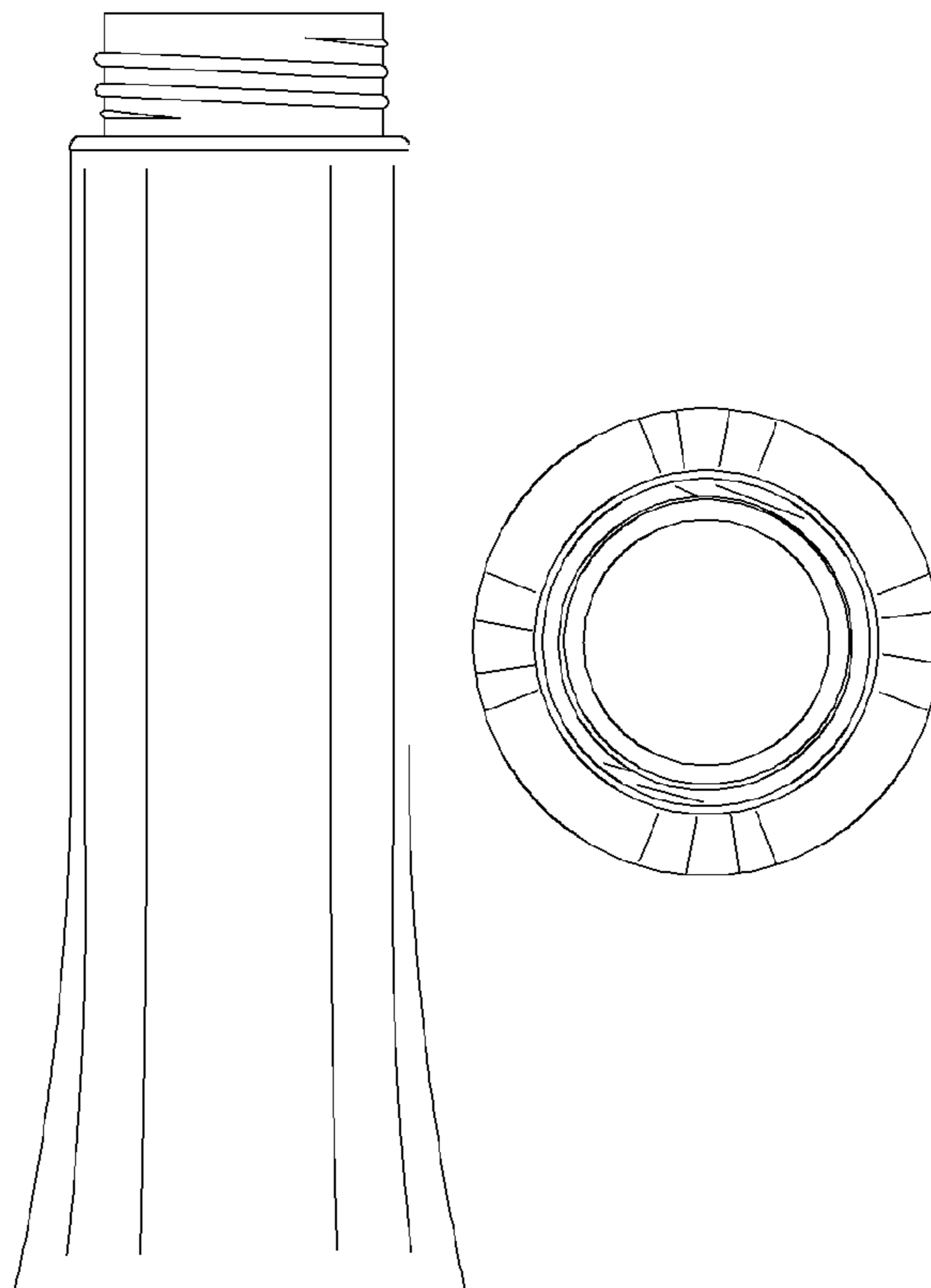
FIG. 2 is a rear view thereof.

FIG. 3 is a left view thereof.

FIG. 4 is a right view thereof; and,

FIG. 5 is a top view thereof, shown at an enlarged scale.

**1 Claim, 4 Drawing Sheets**



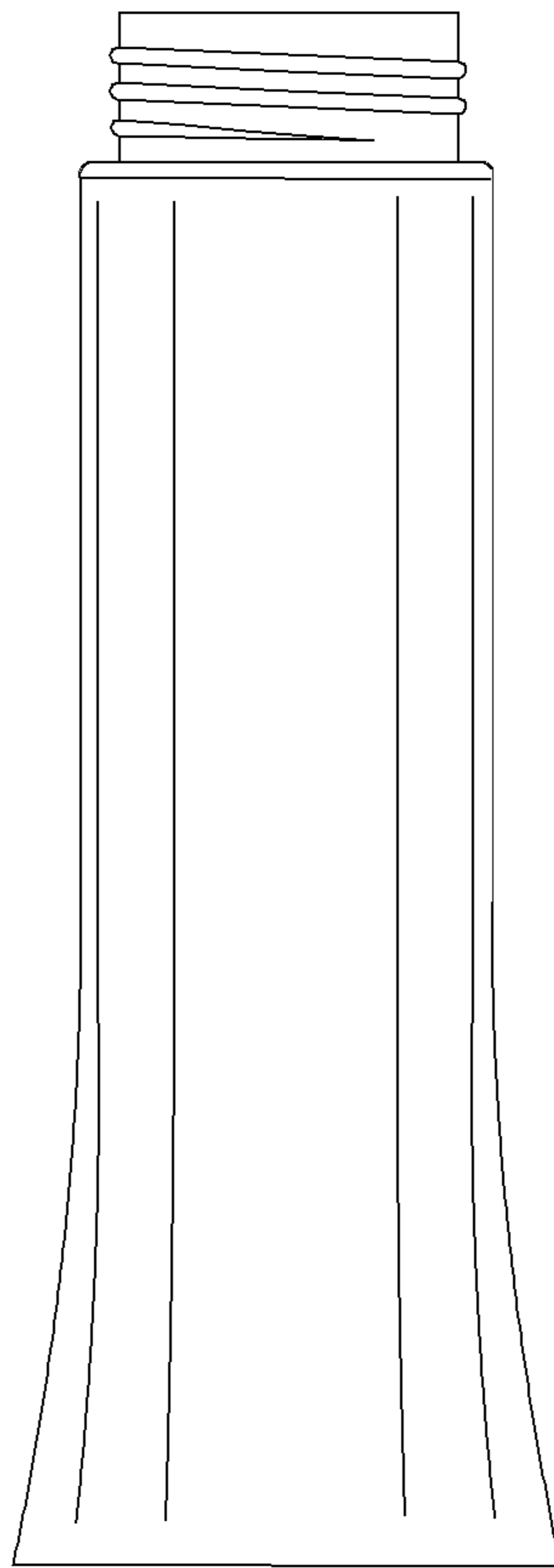


FIG. 1

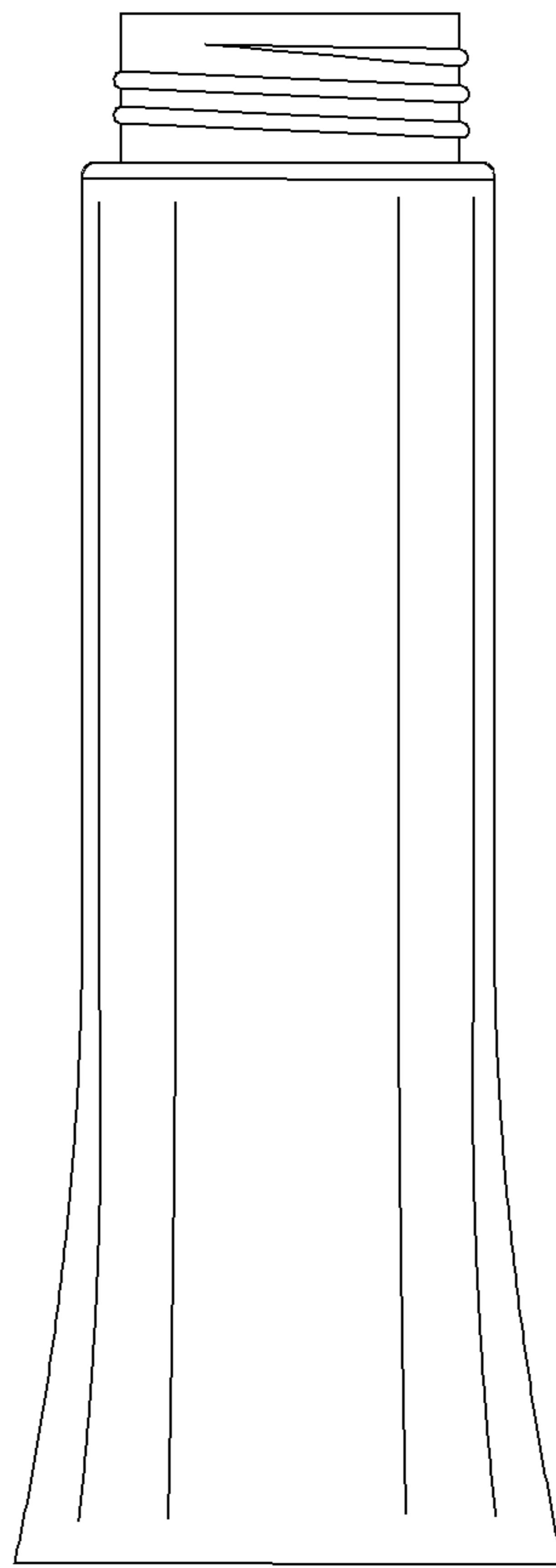


FIG. 2

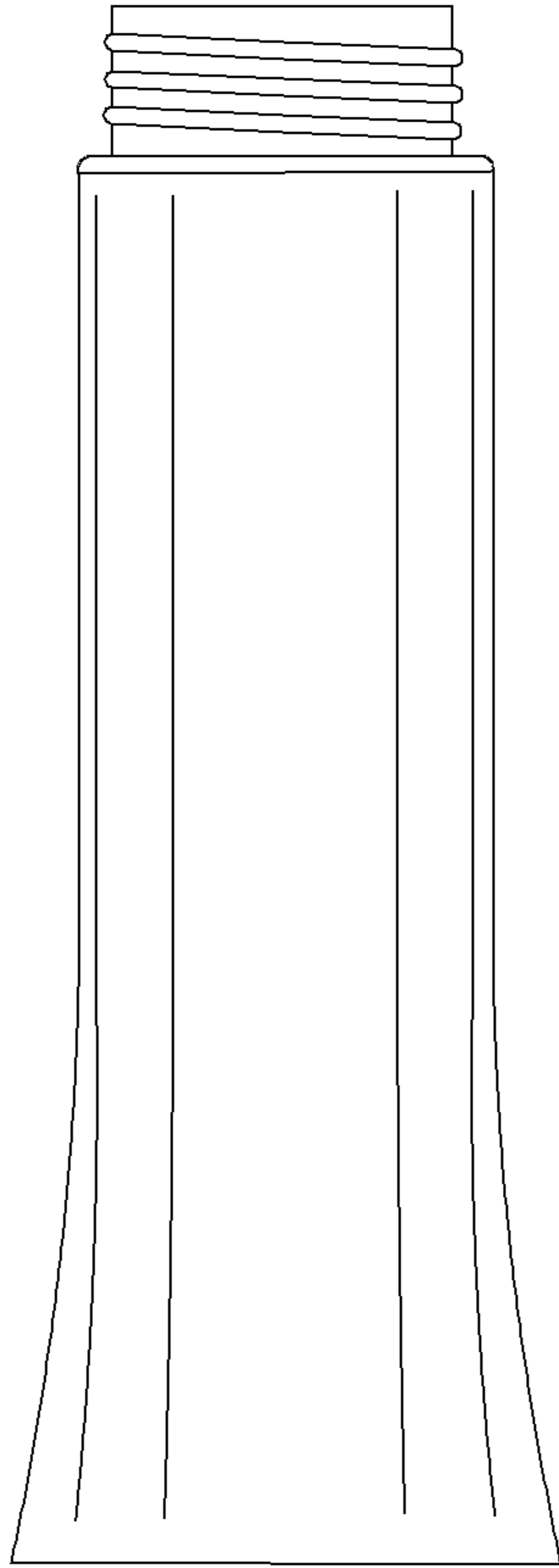


FIG. 3

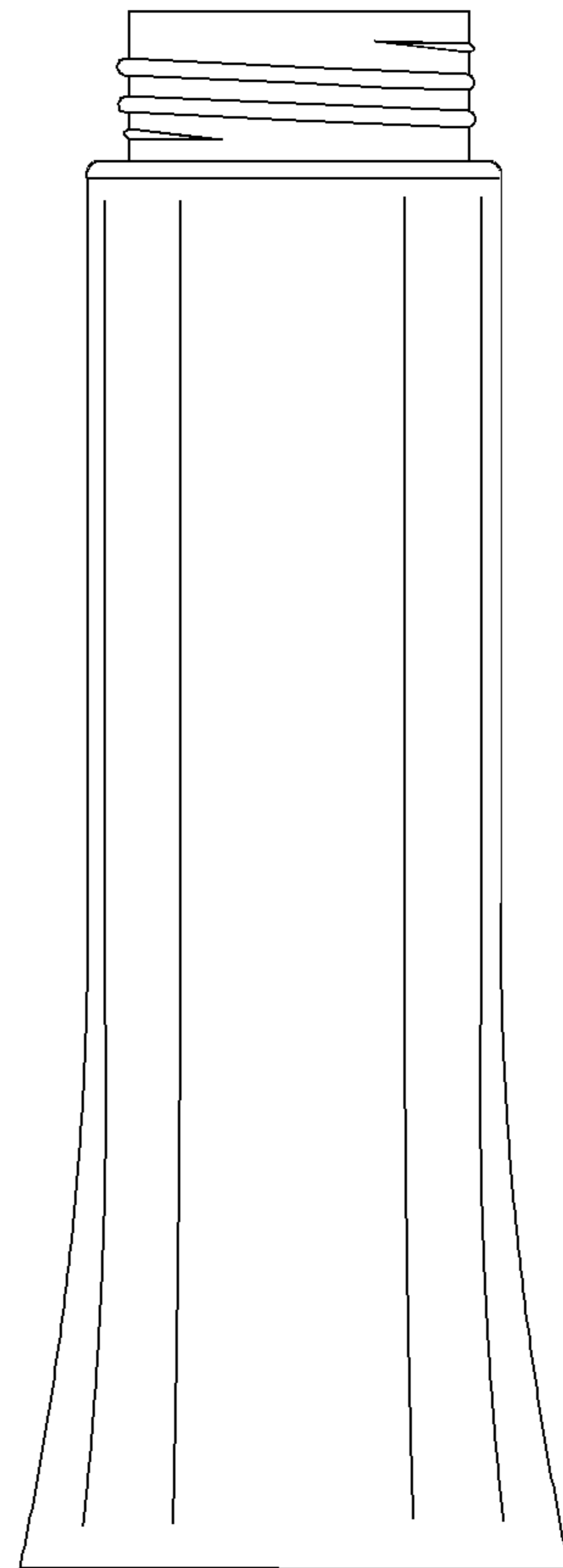


FIG. 4

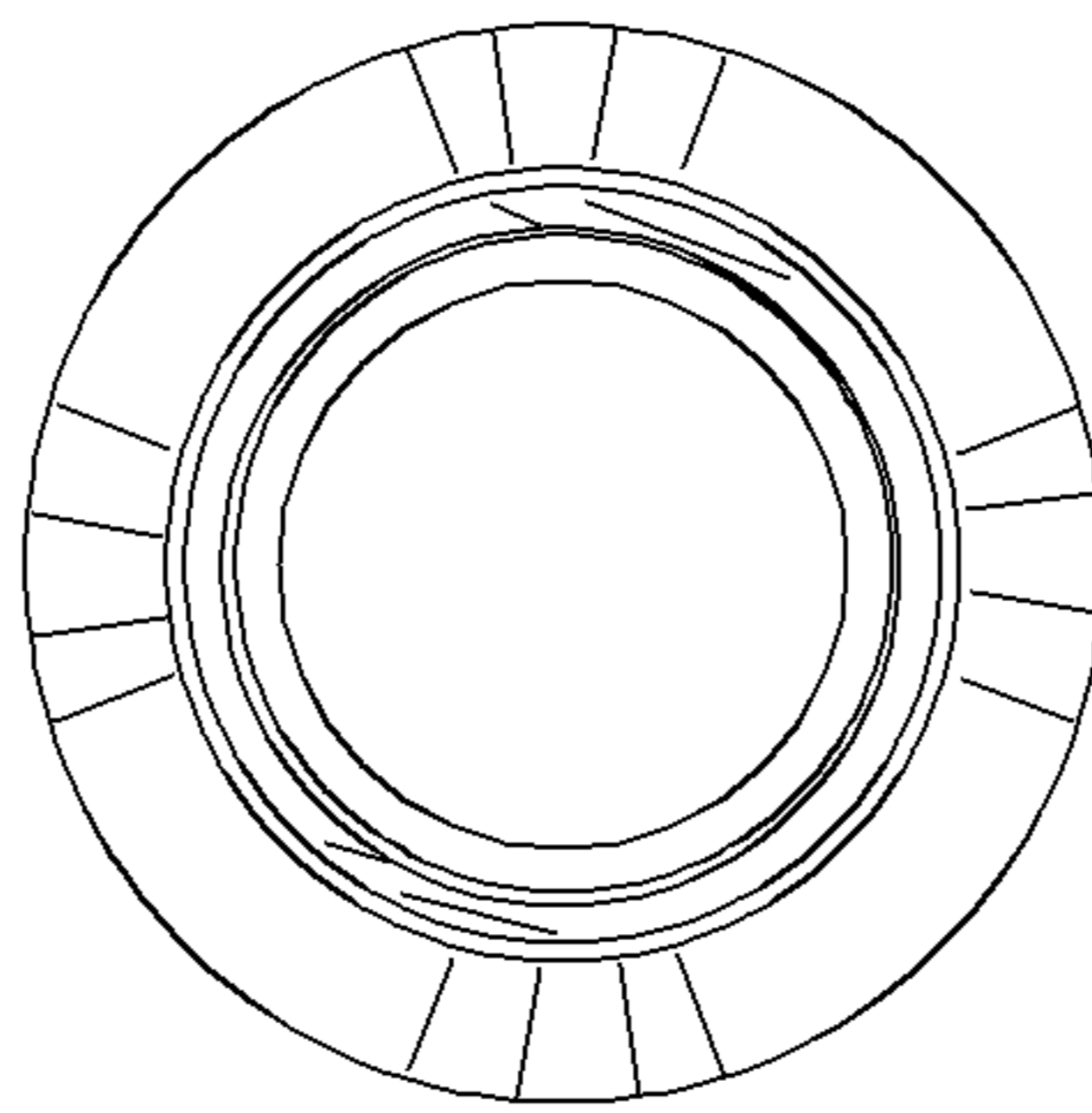


FIG. 5