



US00D751403S

(12) **United States Design Patent**
Phillips

(10) **Patent No.:** **US D751,403 S**
(45) **Date of Patent:** **** Mar. 15, 2016**

(54) **JEWELRY HANGTAG**

(71) Applicant: **Phillips International Inc.**, Hallandale, FL (US)

(72) Inventor: **Sandy Phillips**, Plantation, FL (US)

(73) Assignee: **PHILLIPS INTERNATIONAL INC.**, Hallandale, FL (US)

(**) Term: **14 Years**

(21) Appl. No.: **29/490,979**

(22) Filed: **May 15, 2014**

(51) **LOC (10) Cl.** **09-03**

(52) **U.S. Cl.**
USPC **D9/457**

(58) **Field of Classification Search**
USPC D9/434, 457, 499; D20/24, 27, 60, 42
CPC A45C 11/16; B65D 81/365
See application file for complete search history.

(56) **References Cited**

U.S. PATENT DOCUMENTS

D278,982 S * 5/1985 Van Zandt D9/457
D314,984 S * 2/1991 Hass D20/22
D396,756 S * 8/1998 Flauto et al. D5/65
D400,104 S * 10/1998 Ash et al. D9/457

(Continued)

OTHER PUBLICATIONS

Dinosaur Floor Display, Cool Jewels by Phillips International, © 2012. Found online at <http://www.cooljewels.com/Dinosaur-Floor-Display.aspx>.*

(Continued)

Primary Examiner — Robert M Spear

(74) *Attorney, Agent, or Firm* — Feldman Gale, P.A.

(57) **CLAIM**

The ornamental design for a jewelry hangtag, as shown and described.

DESCRIPTION

FIG. 1 is a front perspective view of a jewelry hangtag according to the present invention;

FIG. 2 is a front perspective view of the jewelry hangtag of FIG. 1, with the top portion of the hang tag folded behind the bottom portion of the hang tag;

FIG. 3 is a first side view of the jewelry hangtag of FIG. 1;

FIG. 4 is a front view of the jewelry hangtag of FIG. 1;

FIG. 5 is a second side view of the jewelry hangtag of FIG. 1;

FIG. 6 is a rear view of the jewelry hangtag of FIG. 1;

FIG. 7 is a top view of the jewelry hangtag of FIG. 1;

FIG. 8 is a bottom view of the jewelry hangtag of FIG. 1;

FIG. 9 is a front perspective view of a jewelry hangtag according to the present invention;

FIG. 10 is a front perspective view of the jewelry hangtag of FIG. 9, with the top portion of the hang tag folded behind the bottom portion of the hang tag;

FIG. 11 is a first side view of the jewelry hangtag of FIG. 9;

FIG. 12 is a front view of the jewelry hangtag of FIG. 9;

FIG. 13 is a second side view of the jewelry hangtag of FIG. 9;

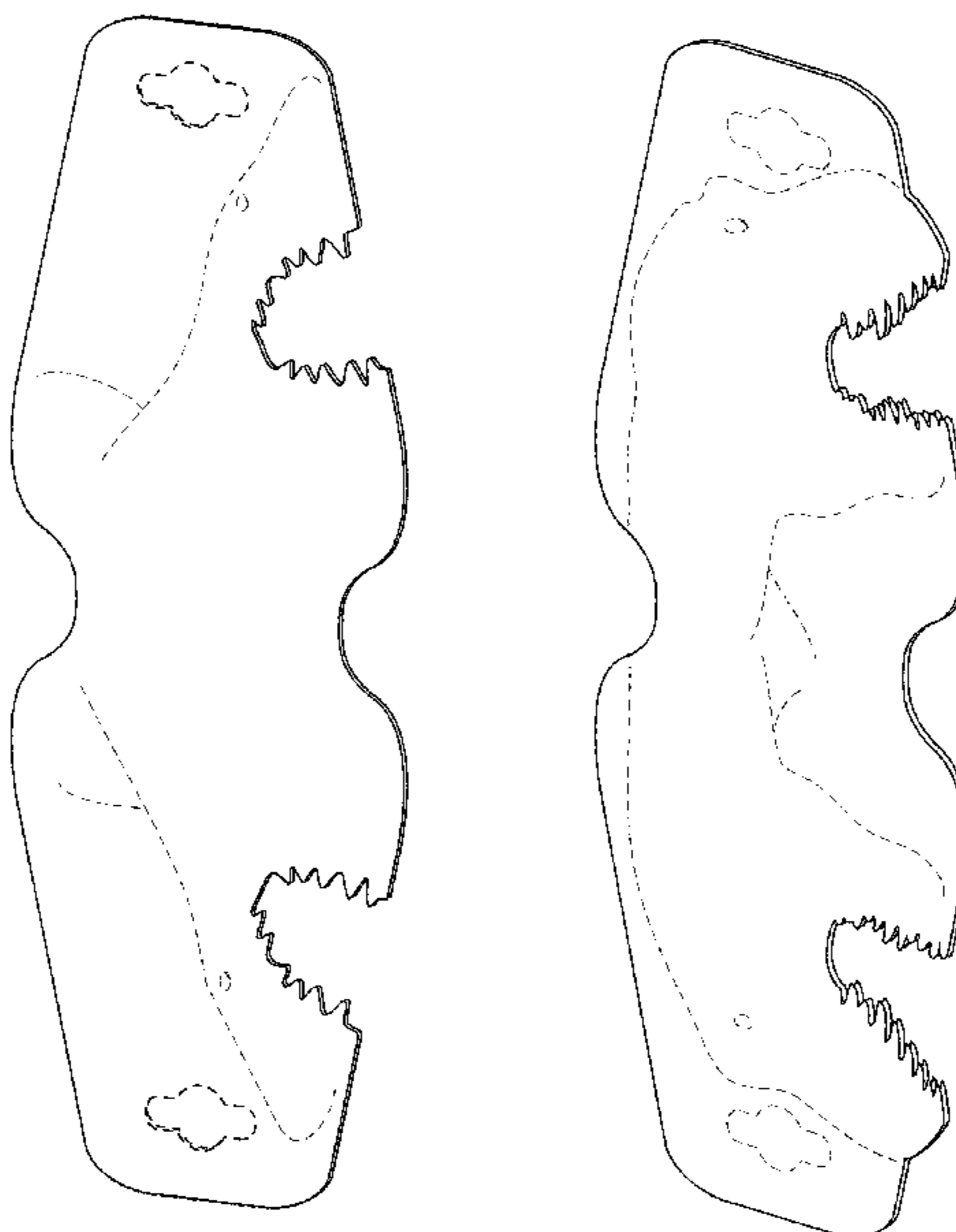
FIG. 14 is a rear view of the jewelry hangtag of FIG. 9;

FIG. 15 is a top view of the jewelry hangtag of FIG. 9; and,

FIG. 16 is a bottom view of the jewelry hangtag of FIG. 9.

In the drawings, the features shown in broken lines form no part of the claimed design.

1 Claim, 8 Drawing Sheets



(56)

References Cited

U.S. PATENT DOCUMENTS

6,073,758 A * 6/2000 Webster et al. 206/6.1
D434,649 S * 12/2000 Hatch D9/415
D461,409 S * 8/2002 Kardush D9/457
D472,468 S * 4/2003 Kardush D9/457
D476,694 S * 7/2003 Snow D20/27
D524,653 S * 7/2006 Baumgarten D9/457
D614,491 S * 4/2010 Rhoad D9/457
D632,573 S * 2/2011 Bolsinger D9/457

D652,300 S * 1/2012 Anderson et al. D9/457
D684,862 S * 6/2013 DiFranza D9/457
2005/0035004 A1* 2/2005 Kolton et al. 206/6.1
2011/0253579 A1* 10/2011 Chong et al. 206/493

OTHER PUBLICATIONS

Shark Floor Display, Cool Jewels by Phillips International, © 2012.
Found online at <http://www.cooljewels.com/Shark-Floor-Display.aspx>.*

* cited by examiner

FIG. 1

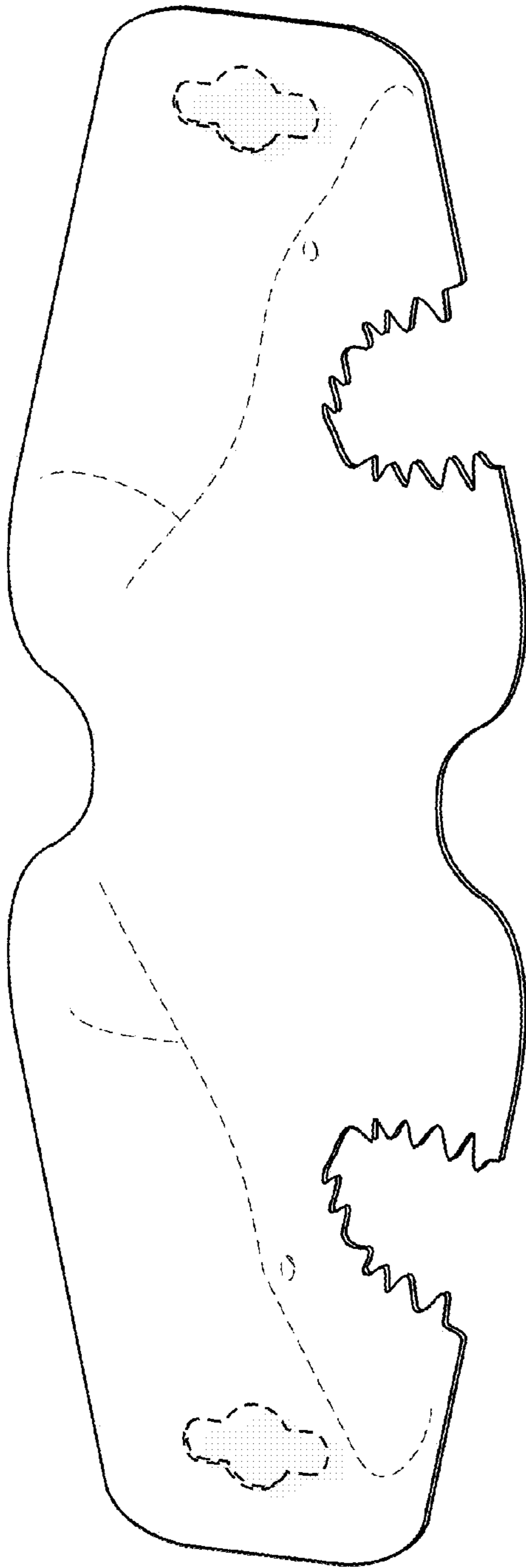


FIG. 2

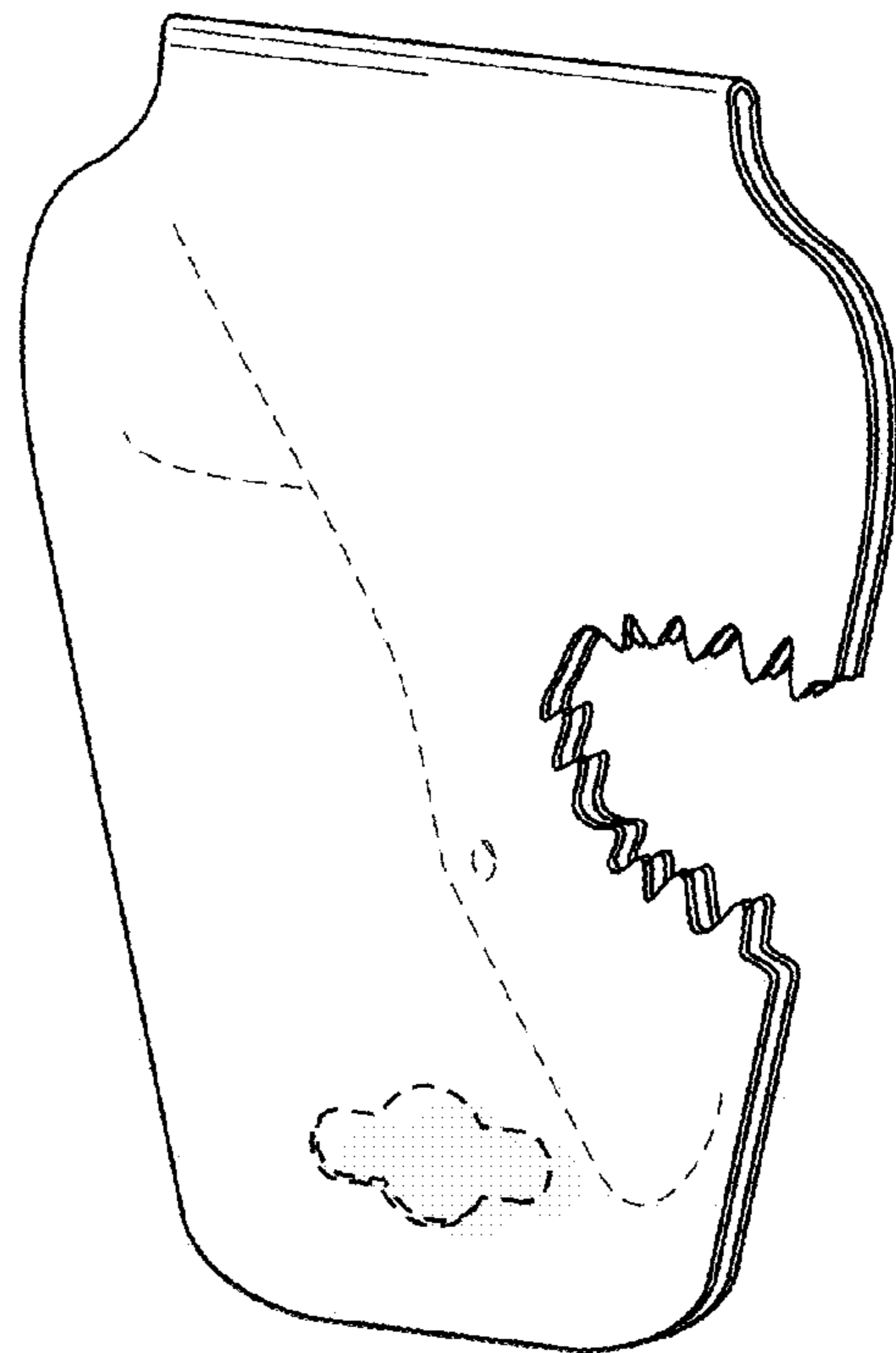


FIG. 3



FIG. 4

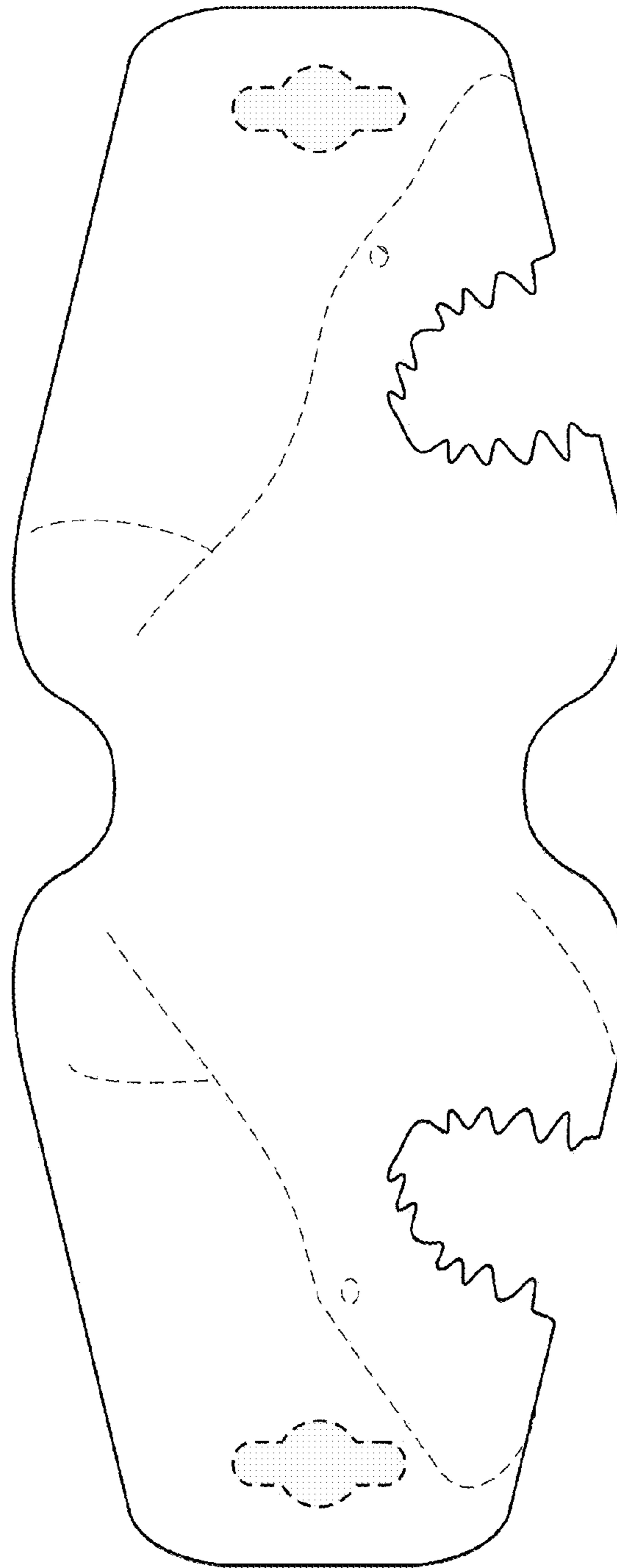


FIG. 5



FIG. 6




FIG. 7



FIG. 8




FIG. 9

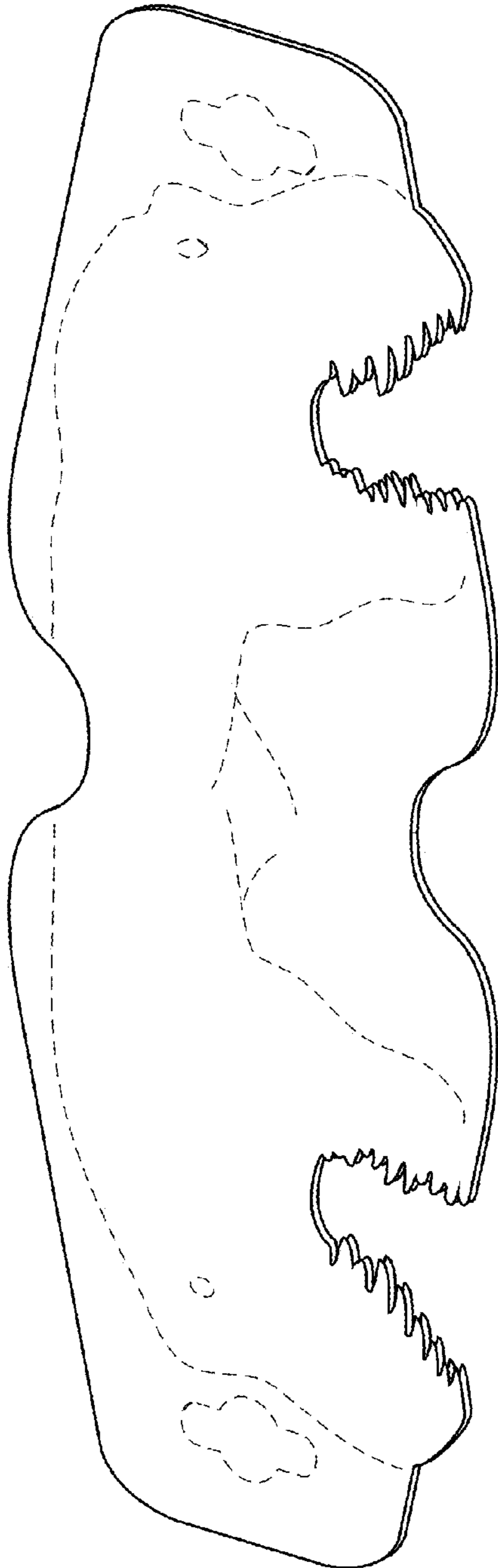


FIG. 10

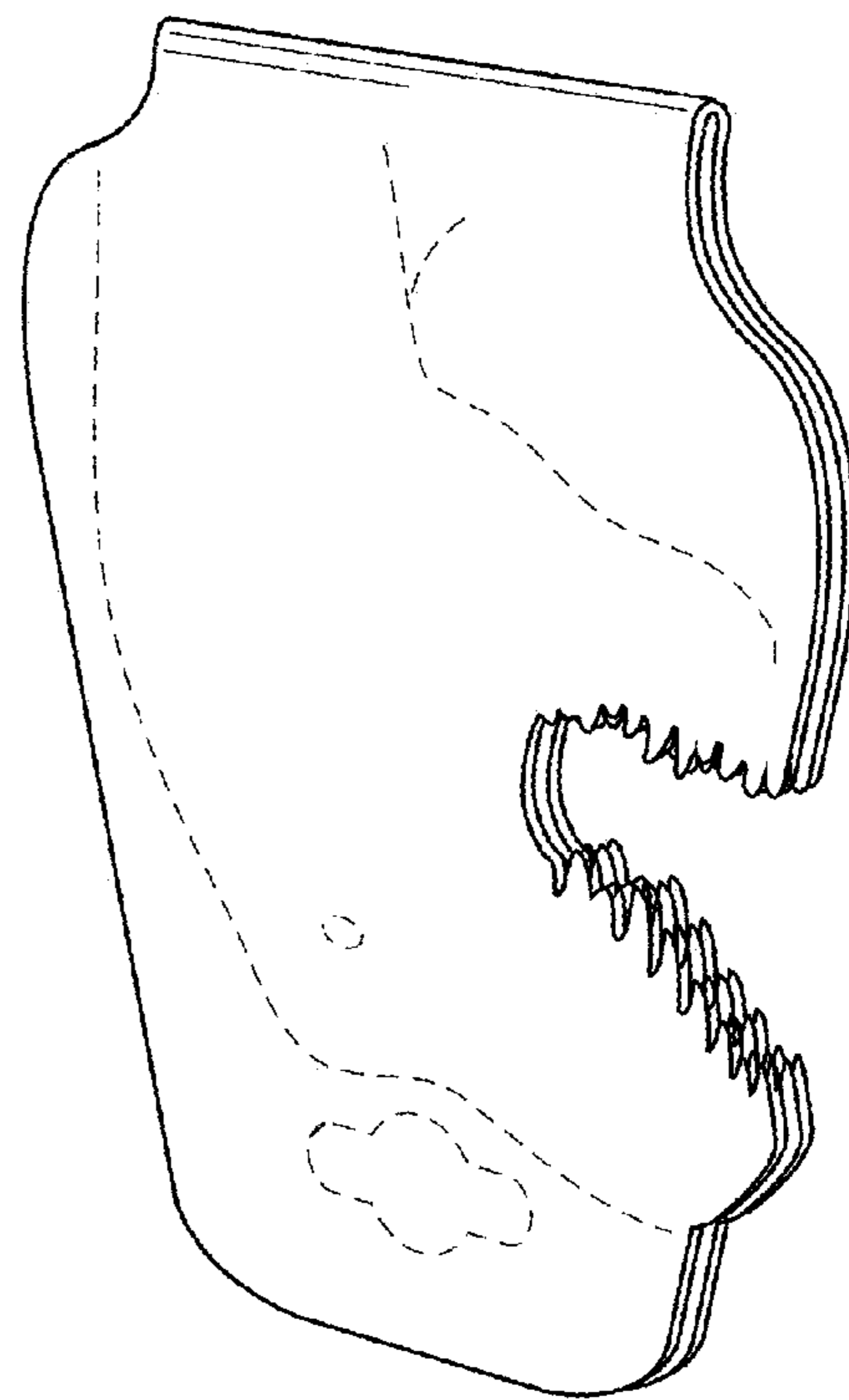


FIG. 11

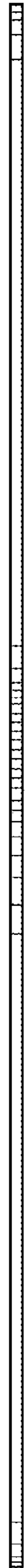


FIG. 12

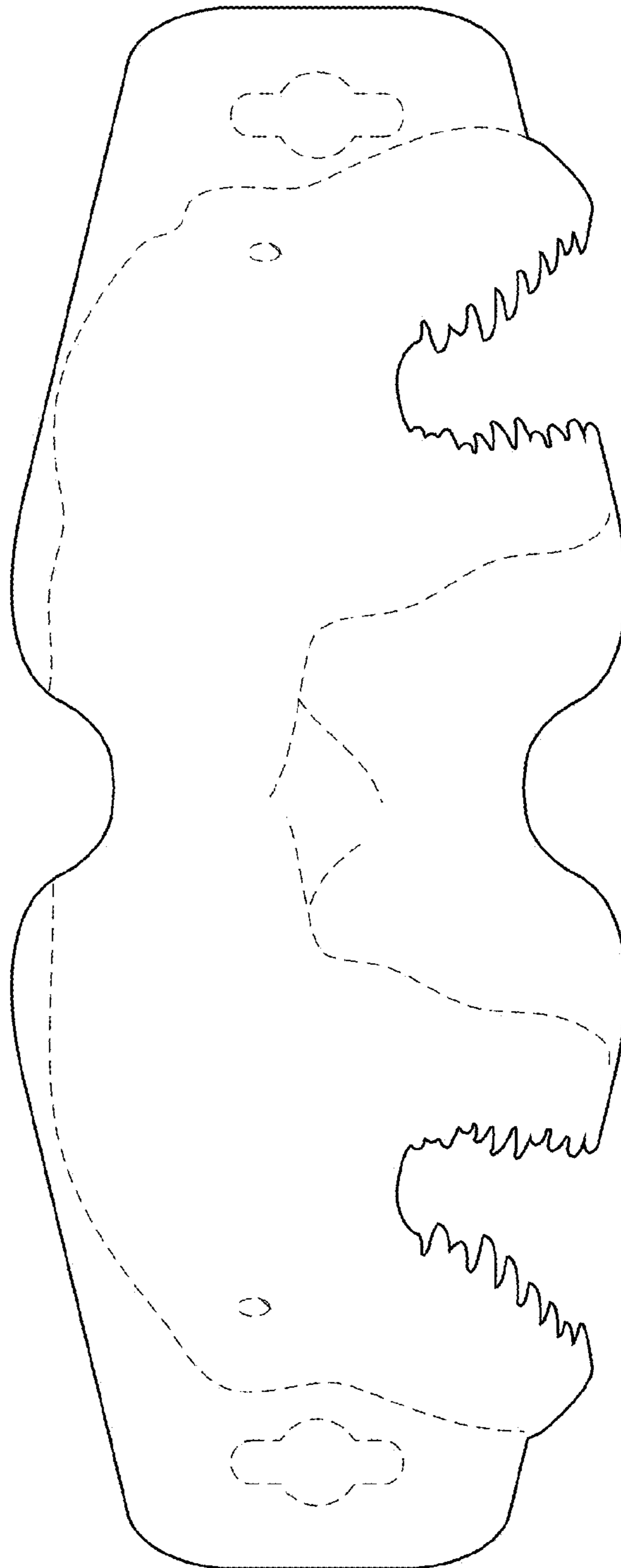


FIG. 13



FIG. 14

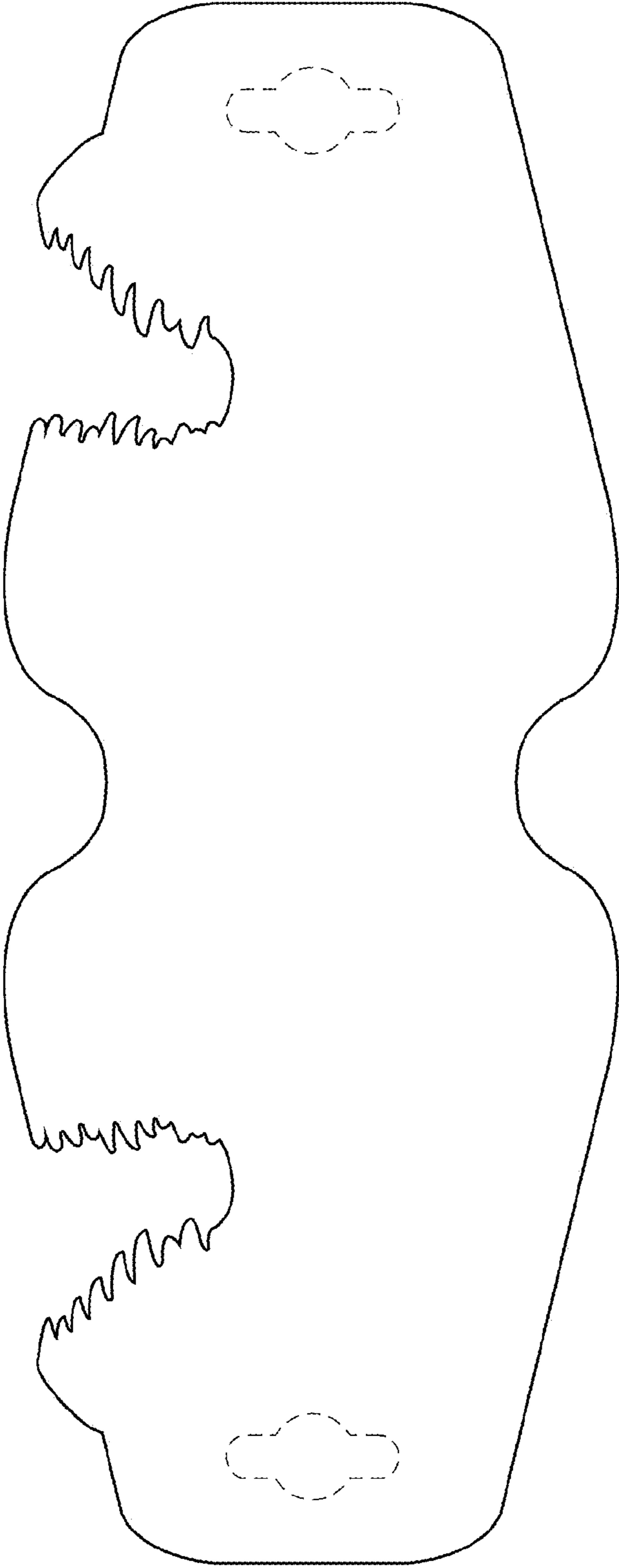


FIG. 15




FIG. 16

