

US00D751402S

(12) **United States Design Patent**  
**Phillips**

(10) **Patent No.:** **US D751,402 S**  
(45) **Date of Patent:** **\*\* Mar. 15, 2016**

(54) **JEWELRY HANGTAG**

(71) Applicant: **Phillips International Inc.**, Hallandale, FL (US)

(72) Inventor: **Sandy Phillips**, Plantation, FL (US)

(73) Assignee: **PHILLIPS INTERNATIONAL INC.**, Hallandale, FL (US)

(\*\*) Term: **14 Years**

(21) Appl. No.: **29/475,568**

(22) Filed: **Dec. 4, 2013**

(51) **LOC (10) Cl.** ..... **09-03**

(52) **U.S. Cl.**  
USPC ..... **D9/457**

(58) **Field of Classification Search**  
USPC ..... D9/434, 457, 499; D20/24, 27, 60, 42  
CPC ..... A45C 11/16; B65D 81/365  
See application file for complete search history.

(56) **References Cited**

**U.S. PATENT DOCUMENTS**

D278,982 S *	5/1985	Van Zandt	.....	D9/457
D314,984 S *	2/1991	Hass	.....	D20/22
D396,756 S *	8/1998	Flauto et al.	.....	D5/65
D400,104 S *	10/1998	Ash et al.	.....	D9/457
6,073,758 A *	6/2000	Webster et al.	.....	206/6.1
D434,649 S *	12/2000	Hatch	.....	D9/415
D461,409 S *	8/2002	Kardush	.....	D9/457
D472,468 S *	4/2003	Kardush	.....	D9/457
D476,694 S *	7/2003	Snow	.....	D20/27
D524,653 S *	7/2006	Baumgarten	.....	D9/457
D614,491 S *	4/2010	Rhod	.....	D9/457
D632,573 S *	2/2011	Bolsinger	.....	D9/457
D652,300 S *	1/2012	Anderson et al.	.....	D9/457

D684,862 S *	6/2013	DiFranza	.....	D9/457
2005/0035004 A1 *	2/2005	Kolton et al.	.....	206/6.1
2011/0253579 A1 *	10/2011	Chong et al.	.....	206/493

**OTHER PUBLICATIONS**

Dinosaur Floor Display, Cool Jewels by Phillips International, © 2012. Found online at <http://www.cooljewels.com/Dinosaur-Floor-Display.aspx>.\*

Shark Floor Display, Cool Jewels by Phillips International, © 2012. Found online at <http://www.cooljewels.com/Shark-Floor-Display.aspx>.\*

\* cited by examiner

*Primary Examiner* — Robert M Spear

(74) *Attorney, Agent, or Firm* — Feldman Gale, P.A.

(57) **CLAIM**

The ornamental design for a jewelry hangtag, as shown and described.

**DESCRIPTION**

FIG. 1 is a front perspective view of a jewelry hangtag according to the present invention, the jewelry hangtag holding a necklace shown in broken lines;

FIG. 2 is a front perspective view of the jewelry hangtag of FIG. 1;

FIG. 3 is a front view of the jewelry hangtag of FIG. 1;

FIG. 4 is a rear view of the jewelry hangtag of FIG. 1;

FIG. 5 is a front view of the jewelry hangtag of FIG. 1, the jewelry hangtag holding a necklace shown in broken lines; and,

FIG. 6 is a rear view of the jewelry hangtag of FIG. 1, the jewelry hangtag holding a necklace shown in broken lines.

In the drawings, the features shown in broken lines form no part of the claimed design.

**1 Claim, 3 Drawing Sheets**




FIG. 1

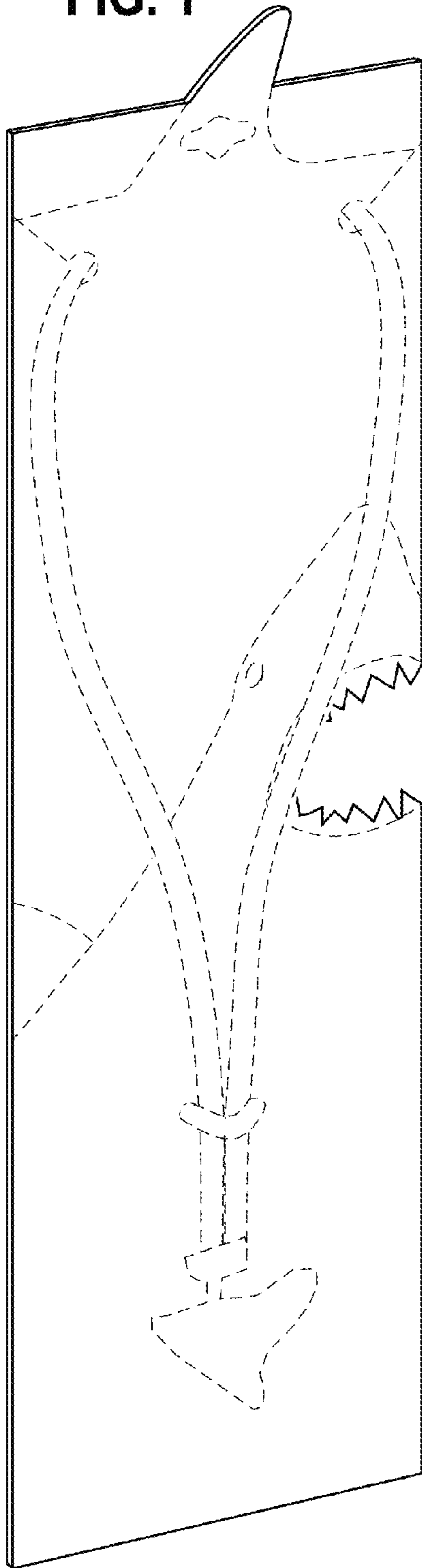
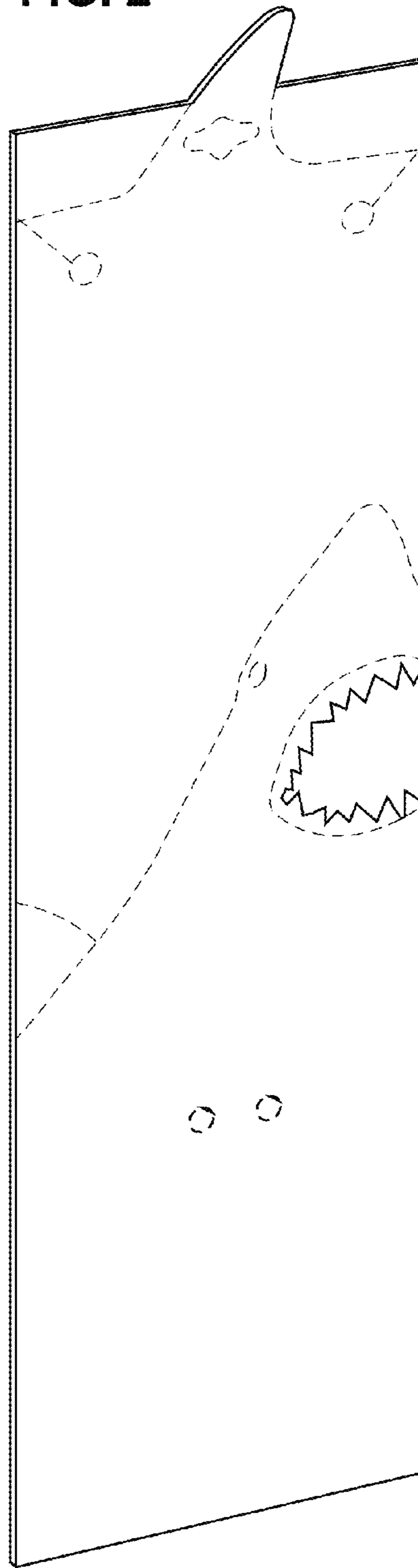


FIG. 2



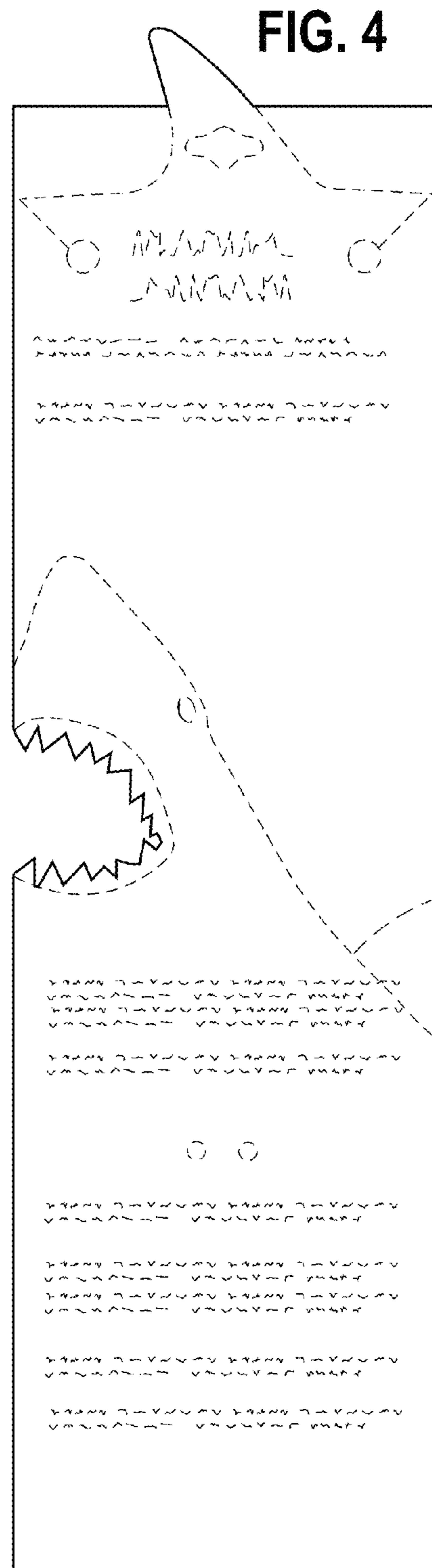
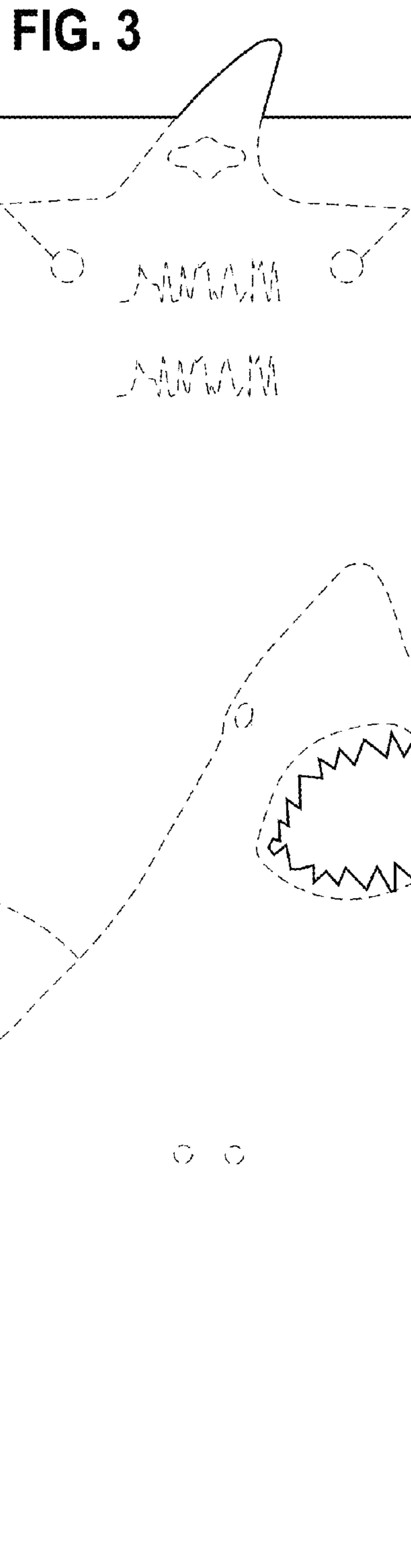


FIG. 5

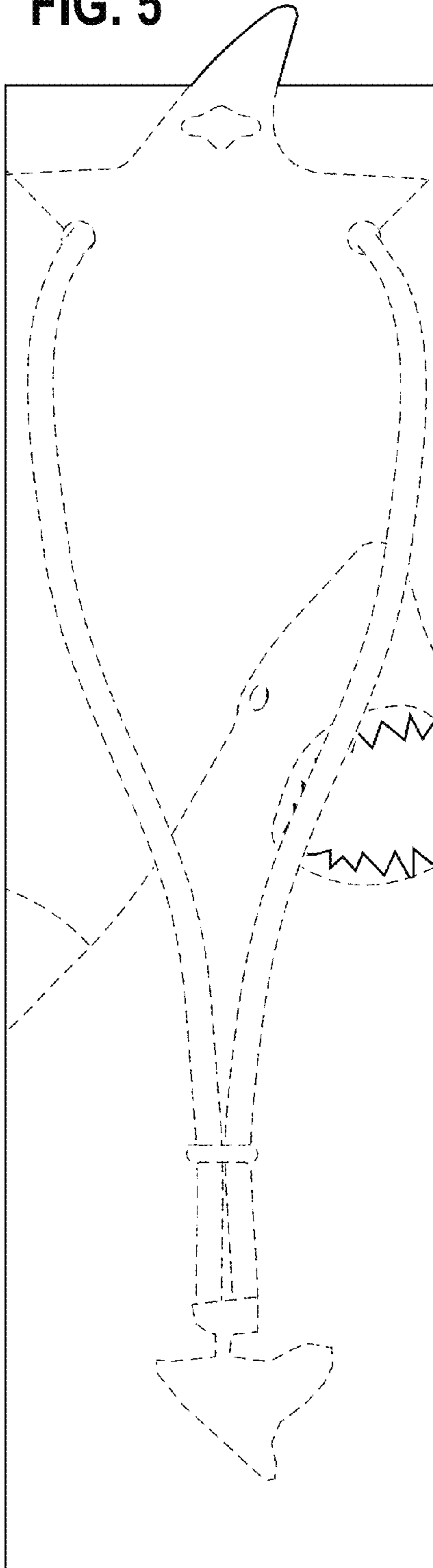


FIG. 6

