



US00D751390S

(12) **United States Design Patent**
Markle et al.

(10) **Patent No.:** **US D751,390 S**
(45) **Date of Patent:** **** Mar. 15, 2016**

(54) **SHAVE PREPARATION CONTAINER**

(71) Applicant: **The Gillette Company**, Boston, MA
(US)

(72) Inventors: **Andrew Anthony Markle**, New York,
NY (US); **Carl Andrew Gerhards**,
Astoria, NY (US)

(73) Assignee: **The Gillette Company**, Boston, MA
(US)

(**) Term: **14 Years**

(21) Appl. No.: **29/496,370**

(22) Filed: **Jul. 11, 2014**

Related U.S. Application Data

(62) Division of application No. 29/445,706, filed on Feb.
14, 2013, now Pat. No. Des. 716,140.

(51) **LOC (10) Cl.** **09-07**

(52) **U.S. Cl.**
USPC **D9/434**

(58) **Field of Classification Search**
USPC D9/686-692, 695, 697, 707, 708, 748,
D9/749, 766, 767, 772, 773, 415, 419, 434,
D9/457; D19/10

CPC B65D 47/2081; B65D 83/0055; B65D
35/02; B65D 35/08; B65D 75/36; B65D
75/366

See application file for complete search history.

(56) **References Cited**

U.S. PATENT DOCUMENTS

D99,294 S * 4/1936 McIntosh D9/697
D135,246 S 3/1943 Burke
D200,738 S 3/1965 Scheindel et al.
D203,421 S * 1/1966 Buxbaum D9/697
5,582,328 A * 12/1996 Brown D9/697

D429,146 S 8/2000 Thibiant et al.
D438,563 S 3/2001 Webb et al.
D451,014 S 11/2001 Otto
D456,814 S 5/2002 Pentz
D461,477 S 8/2002 Pentz
D489,002 S * 4/2004 Meyer et al. D9/669
D535,554 S 1/2007 Kent
D546,196 S * 7/2007 Py et al. D9/695
D549,593 S * 8/2007 Nobuto et al. D9/697
D571,856 S 6/2008 Hammad et al.
D626,704 S 11/2010 Rogers et al.
D636,683 S 4/2011 Floyd et al.
D637,486 S 5/2011 Andrew
D640,929 S 7/2011 Swanson
D646,567 S 10/2011 Graham et al.
D648,224 S * 11/2011 Spence D9/695
D649,066 S 11/2011 Arinsmier et al.

(Continued)

Primary Examiner — Susan Bennett Hattan

Assistant Examiner — Brett Miller

(74) *Attorney, Agent, or Firm* — Joanne N. Pappas; Kevin C.
Johnson; Steven W. Miller

(57) **CLAIM**

The ornamental design for a shave preparation container, as
shown and described.

DESCRIPTION

FIG. 1 is a perspective view of a shave preparation container
showing my new design having a gradient pattern from the
upper portion to the lower portion and a band on a razor
package disposed between the upper and lower portion;

FIG. 2 is a front view thereof;

FIG. 3 is a back view thereof;

FIG. 4 is a right view thereof;

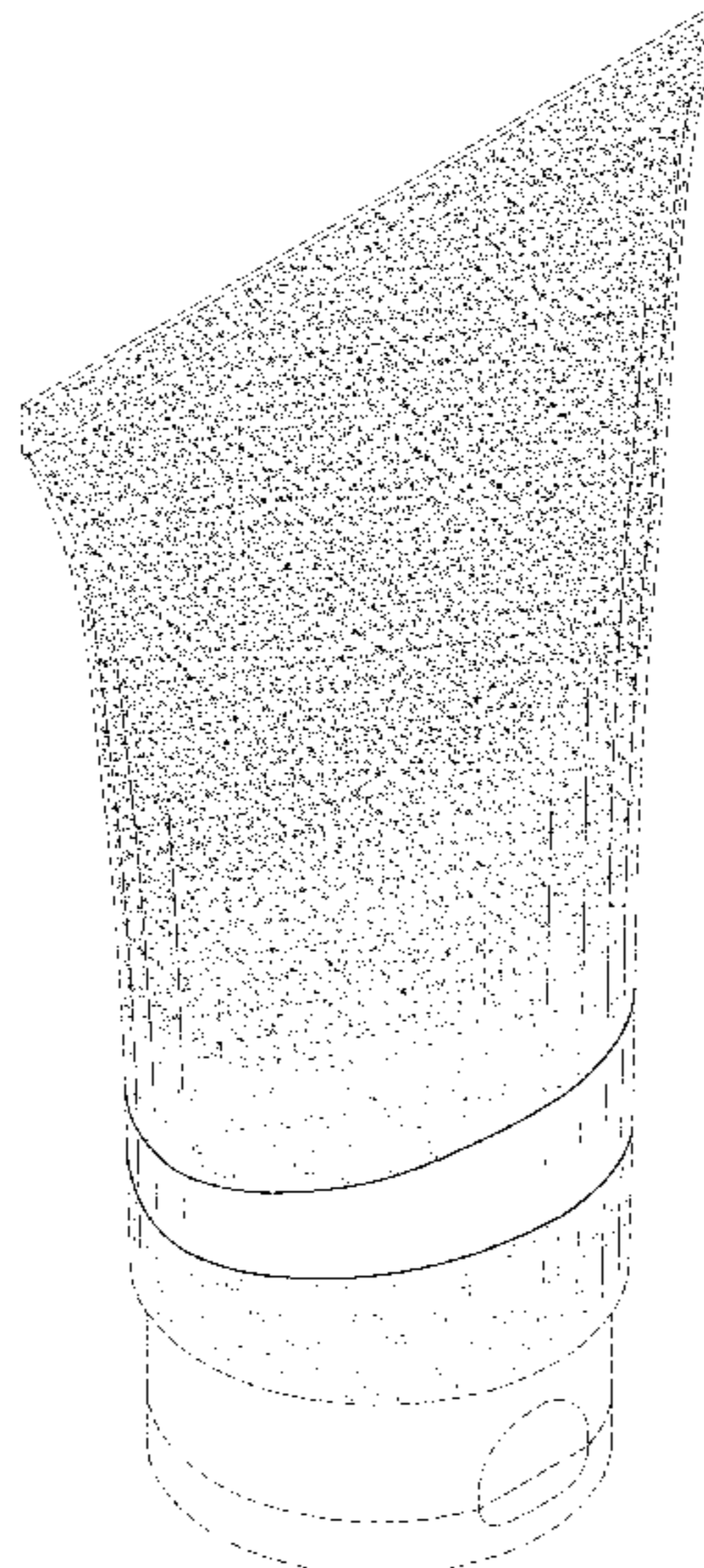
FIG. 5 is a left view thereof;

FIG. 6 is a top view thereof; and,

FIG. 7 is a bottom view thereof.

The broken lines depict portions of the shave preparation
container that form no part of the claimed design.

1 Claim, 5 Drawing Sheets



(56)

References Cited

U.S. PATENT DOCUMENTS

D650,668 S 12/2011 Graham et al.
D653,108 S 1/2012 Graham et al.
D664,862 S * 8/2012 Smith et al. D9/695
D678,054 S 3/2013 Powers et al.
D684,467 S 6/2013 Macaulay et al.
D684,468 S 6/2013 Macaulay et al.
D691,058 S 10/2013 Akers, Jr.

D691,470 S 10/2013 Macaulay et al.
D691,887 S * 10/2013 Macaulay et al. D9/434
D699,121 S * 2/2014 Sims et al. D9/697
D699,894 S * 2/2014 Arinsmier et al. D28/76
D704,738 S 5/2014 Jewitt
D709,381 S * 7/2014 Mochizuki et al. D9/688
2002/0185543 A1 12/2002 Pentz et al.
2005/0287323 A1 * 12/2005 Akiyama et al. 428/35.7
2009/0173104 A1 7/2009 Shunnarah

* cited by examiner

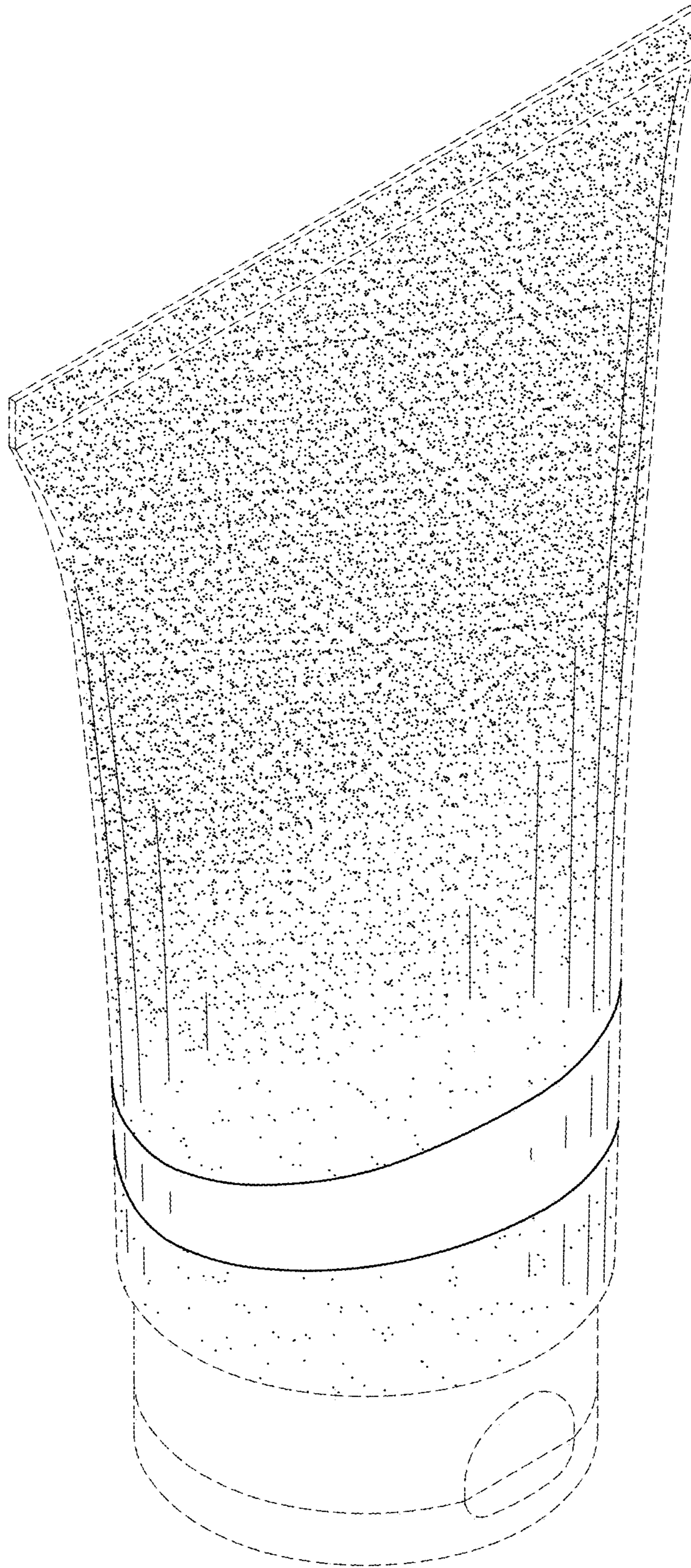


FIG. 1

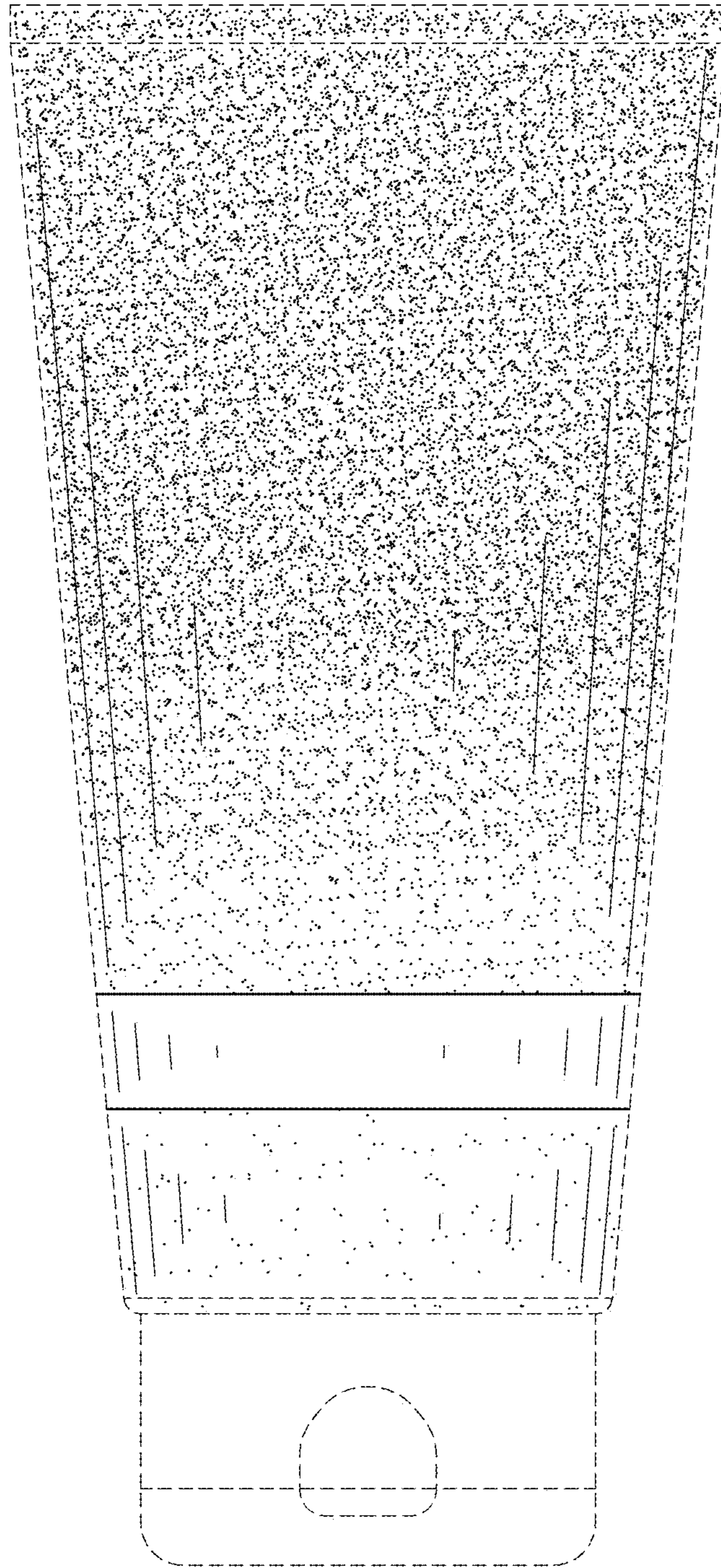


FIG. 2

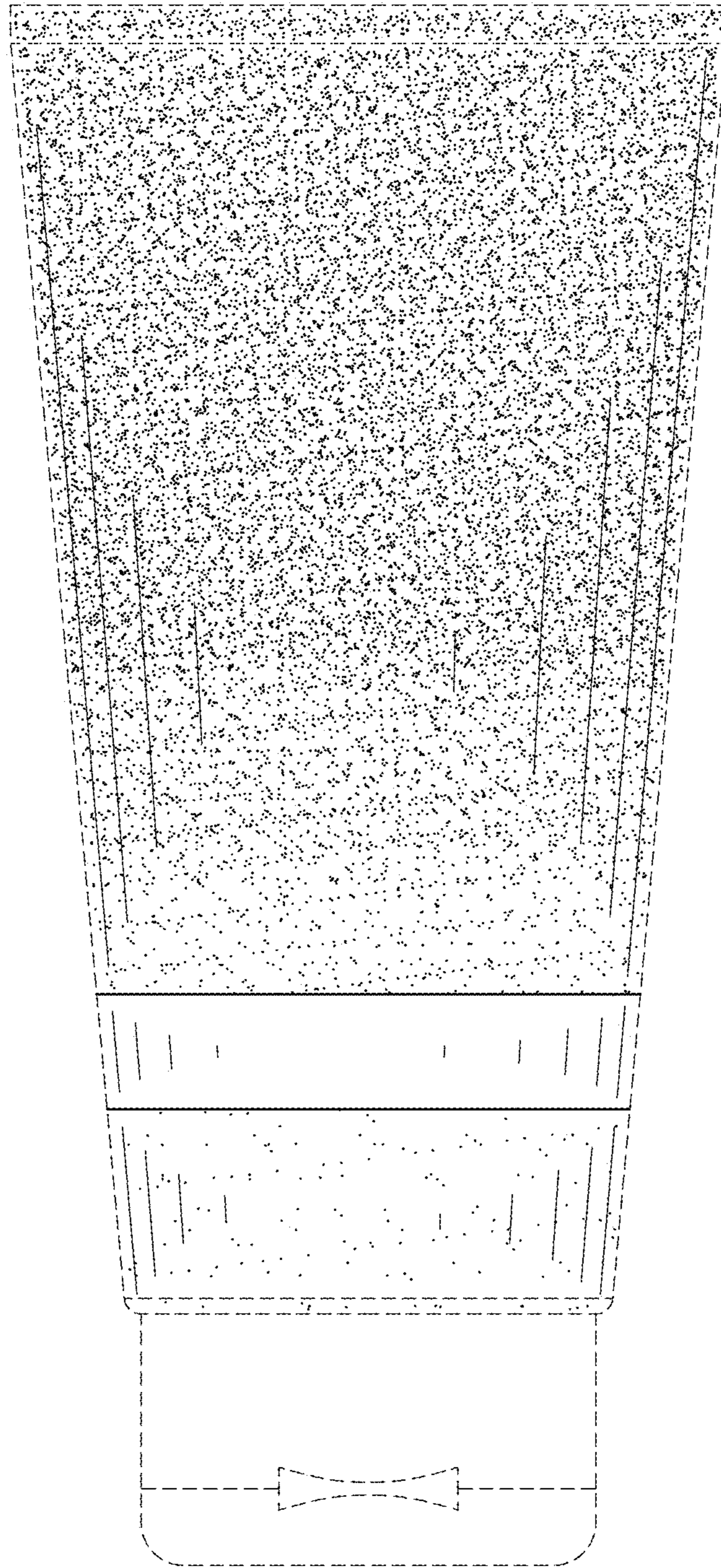


FIG. 3

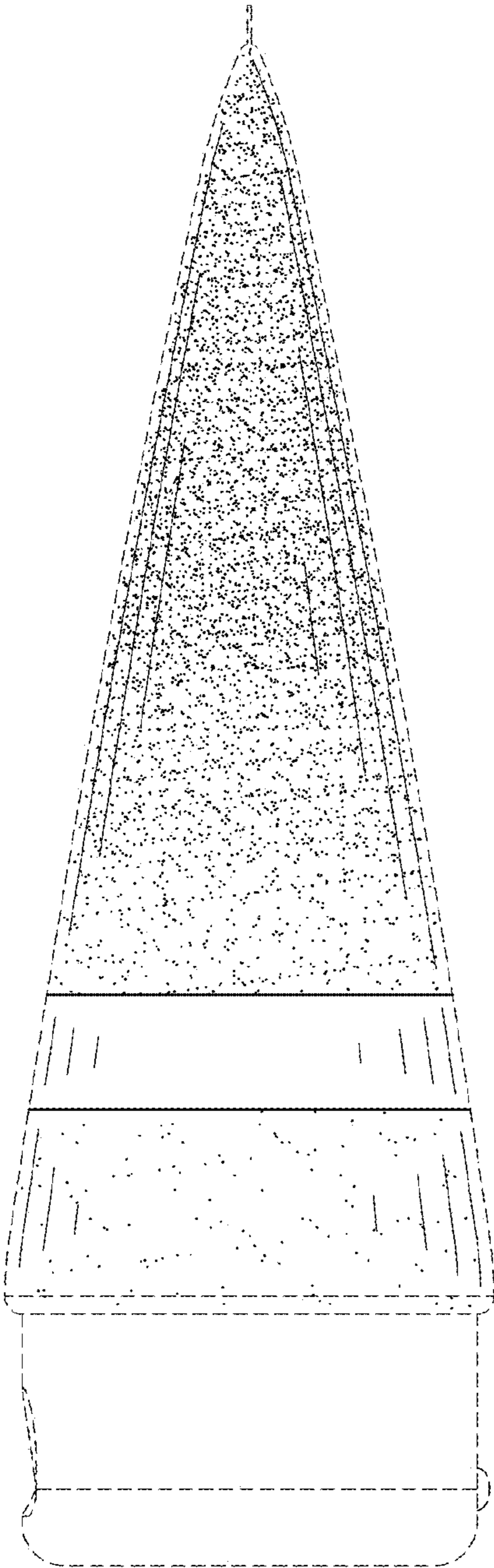


FIG. 4

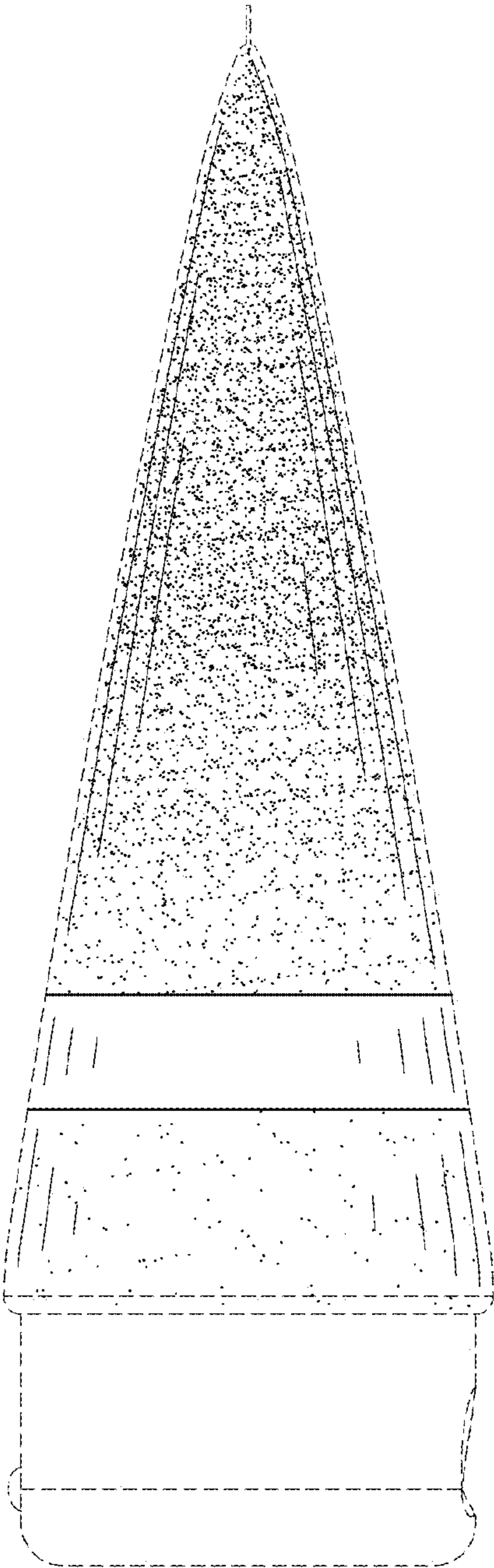


FIG. 5

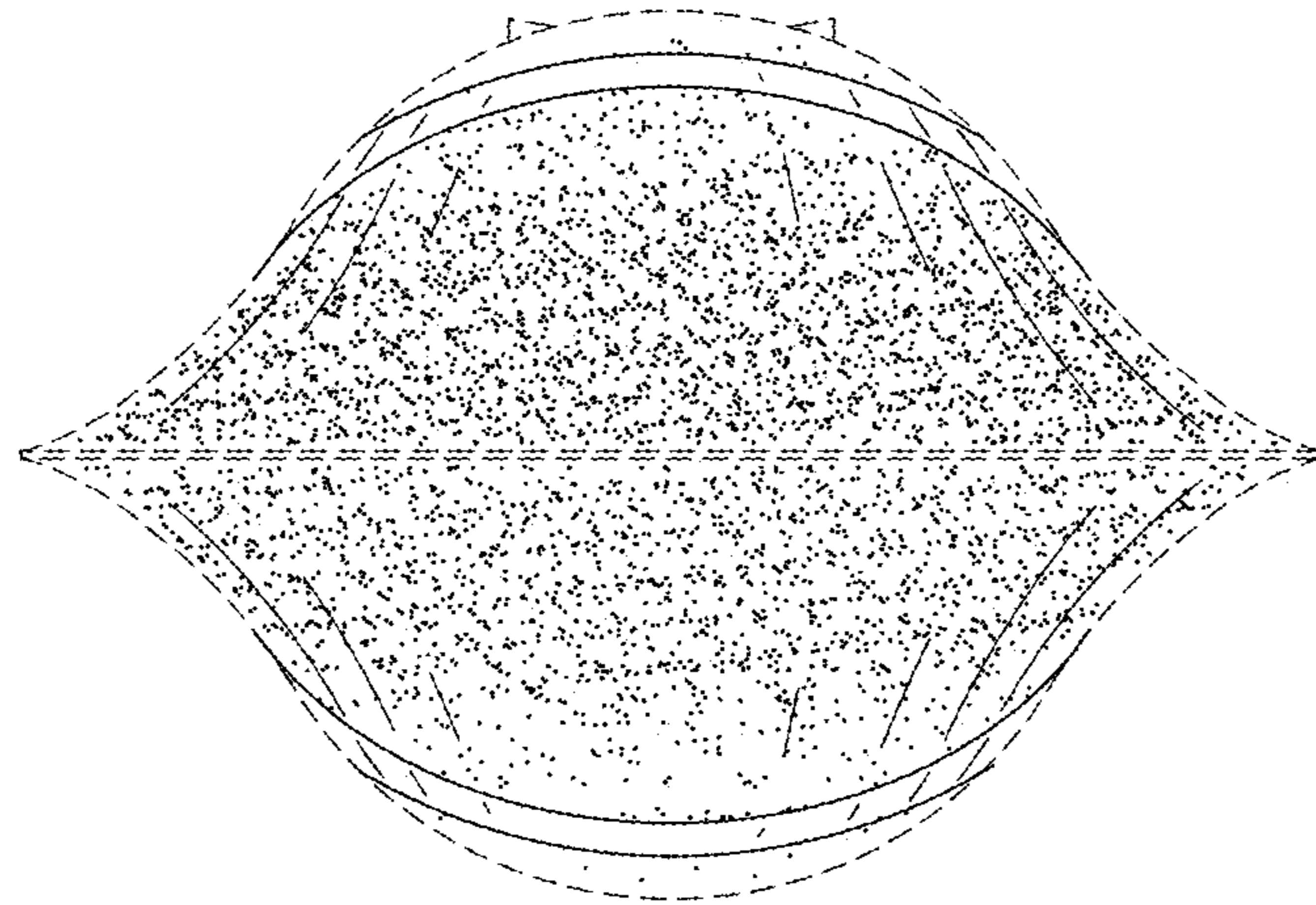


FIG. 6

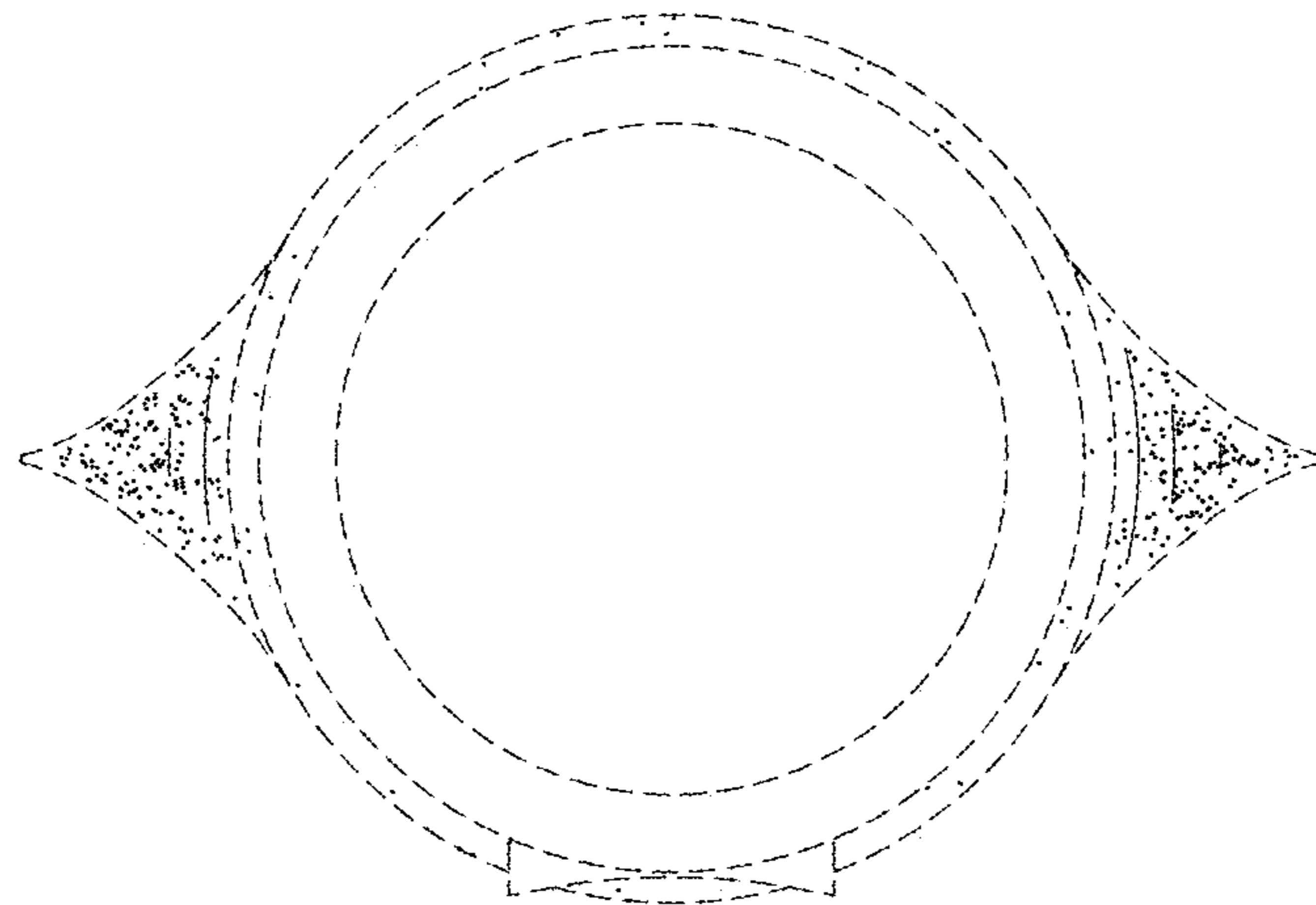


FIG. 7