

US00D751388S

(12) **United States Design Patent**
Markle et al.

(10) **Patent No.:** **US D751,388 S**
(45) **Date of Patent:** **** Mar. 15, 2016**

(54) **SHAVE PREPARATION CONTAINER**

(71) Applicant: **The Gillette Company**, Boston, MA
(US)

(72) Inventors: **Andrew Anthony Markle**, New York,
NY (US); **Carl Andrew Gerhards**,
Astoria, NY (US)

(73) Assignee: **The Gillette Company**, Boston, MA
(US)

(**) Term: **14 Years**

(21) Appl. No.: **29/496,363**

(22) Filed: **Jul. 11, 2014**

Related U.S. Application Data

(62) Division of application No. 29/445,706, filed on Feb.
14, 2013, now Pat. No. Des. 715,140.

(51) **LOC (10) Cl.** **09-07**

(52) **U.S. Cl.**
USPC **D9/434**

(58) **Field of Classification Search**
USPC D9/686-692, 695, 697, 707, 708, 748,
D9/749, 766, 767, 772, 773, 415, 419, 434,
D9/457, 516, 550, 563, 526, 600, 658, 552,
D9/503, 504; D19/10
CPC B65D 47/2081; B65D 83/0055; B65D
35/02; B65D 35/08; B65D 75/36; B65D
75/366
See application file for complete search history.

(56) **References Cited**

U.S. PATENT DOCUMENTS

D135,246 S 3/1943 Burke
D200,738 S 3/1965 Scheindel et al.
D296,764 S * 7/1988 Riach et al. D9/503

D429,146 S 8/2000 Thibiant et al.
D438,563 S 3/2001 Webb et al.
D451,014 S 11/2001 Otto
D456,814 S 5/2002 Pentz
D461,477 S 8/2002 Pentz
D501,133 S * 1/2005 Schuller et al. D9/689
D535,554 S 1/2007 Kent
D571,856 S 6/2008 Hammad et al.
D626,704 S 11/2010 Rogers et al.
D628,086 S * 11/2010 Tanner et al. D9/688
D636,683 S 4/2011 Floyd et al.
D637,486 S 5/2011 Andrew
D640,929 S 7/2011 Swanson
D646,567 S 10/2011 Graham et al.
D647,796 S * 11/2011 Sovonick et al. D9/434
D649,066 S 11/2011 Arinsmier et al.
D650,668 S 12/2011 Graham et al.

(Continued)

Primary Examiner — Susan Bennett Hattan

Assistant Examiner — Brett Miller

(74) *Attorney, Agent, or Firm* — Joanne N. Pappas; Kevin C.
Johnson; Steven W. Miller


(57) **CLAIM**

The ornamental design for a shave preparation container, as
shown and described.

DESCRIPTION

FIG. 1 is a perspective view of a shave preparation container
showing my new design having a gradient pattern from the
upper portion to the lower portion and a band on a razor
package disposed between the upper and lower portion;
FIG. 2 is a front view thereof;
FIG. 3 is a back view thereof;
FIG. 4 is a right view thereof;
FIG. 5 is a left view thereof;
FIG. 6 is a top view thereof; and,
FIG. 7 is a bottom view thereof.
The broken lines depict portions of the shave preparation
container that form no part of the claimed design.

1 Claim, 4 Drawing Sheets



(56)

References Cited

U.S. PATENT DOCUMENTS

D653,108 S	1/2012	Graham et al.		D690,603 S *	10/2013	Macaulay et al.	D9/658
D654,378 S *	2/2012	Tucker et al.	D9/772	D691,058 S	10/2013	Akers, Jr.	
D659,024 S *	5/2012	Borghesi et al.	D9/772	D691,470 S	10/2013	Macaulay et al.	
D678,054 S	3/2013	Powers et al.		D691,476 S *	10/2013	Macaulay et al.	D9/516
D684,467 S	6/2013	Macaulay et al.		D691,887 S *	10/2013	Macaulay et al.	D9/516
D684,468 S	6/2013	Macaulay et al.		D704,738 S	5/2014	Jewitt	
D689,366 S *	9/2013	Kohne et al.	D9/504	D709,381 S *	7/2014	Mochizuki et al.	D9/600
				2002/0185543 A1	12/2002	Pentz et al.	
				2006/0283887 A1 *	12/2006	Jahan et al.	222/190
				2009/0173104 A1	7/2009	Shunnarah	

* cited by examiner




FIG. 1




FIG. 2

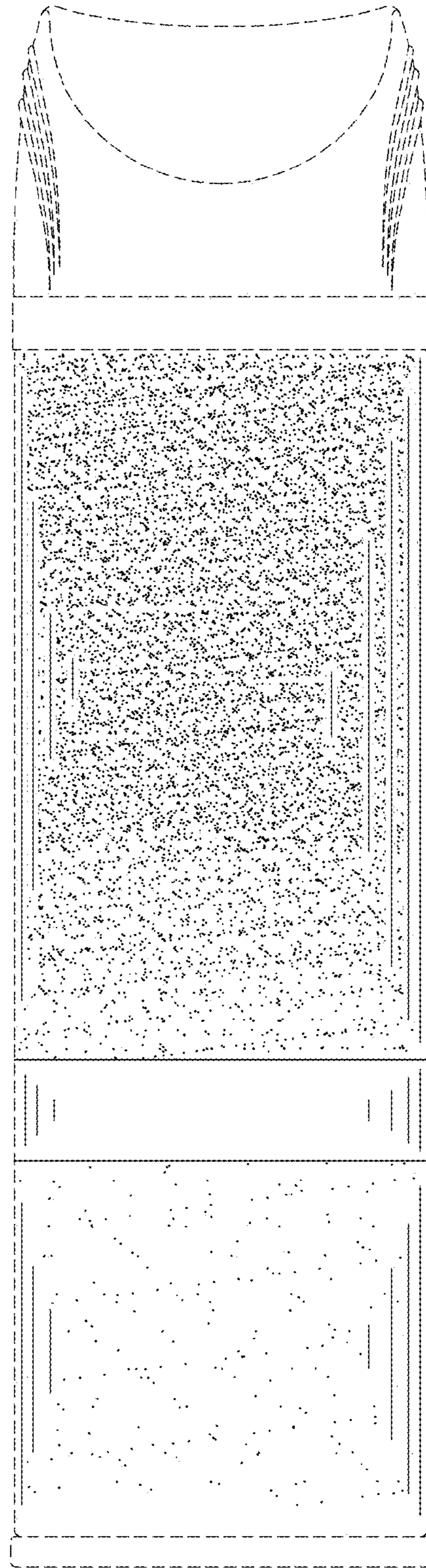


FIG. 3




FIG. 4




FIG. 5

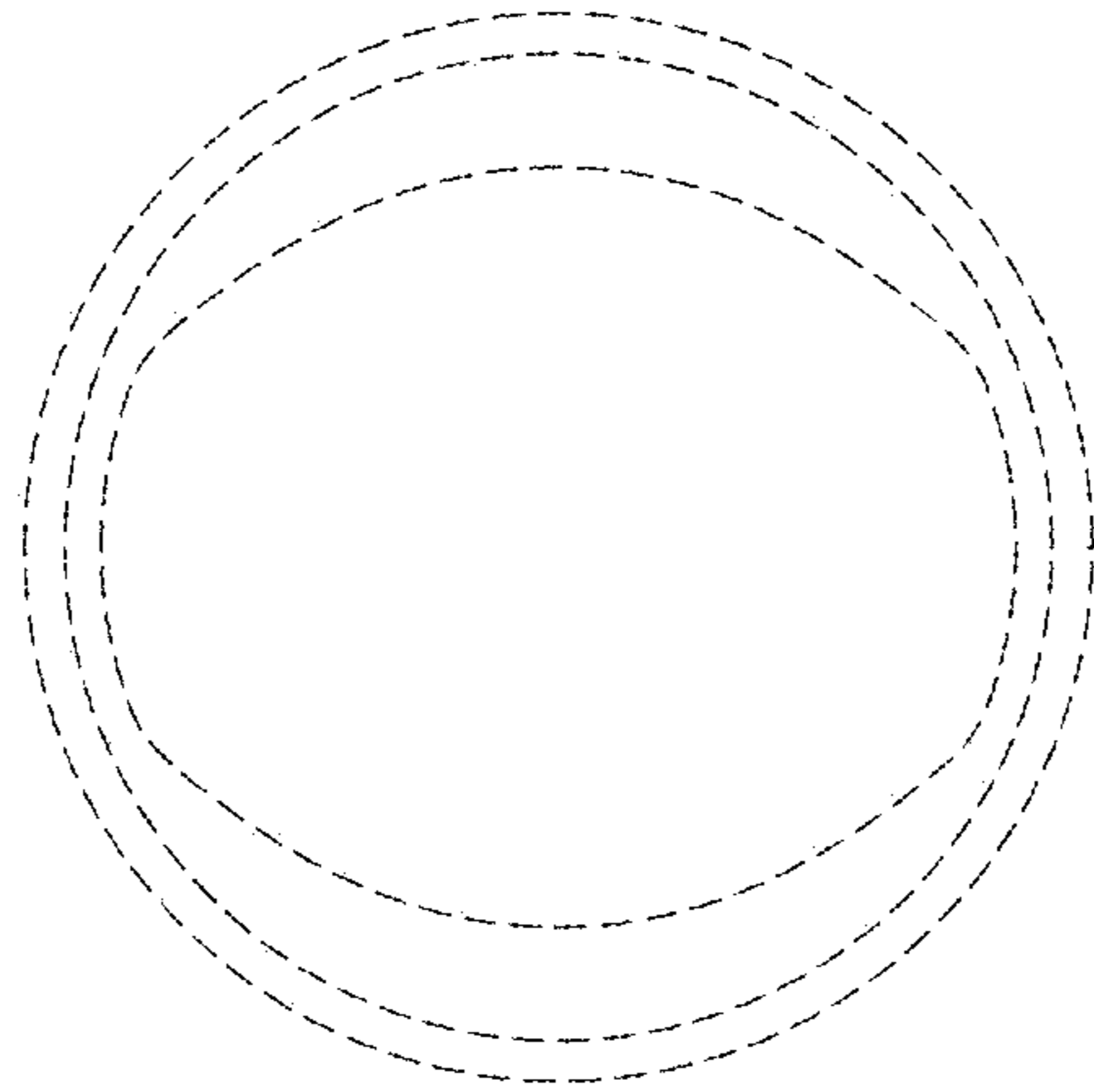


FIG. 6

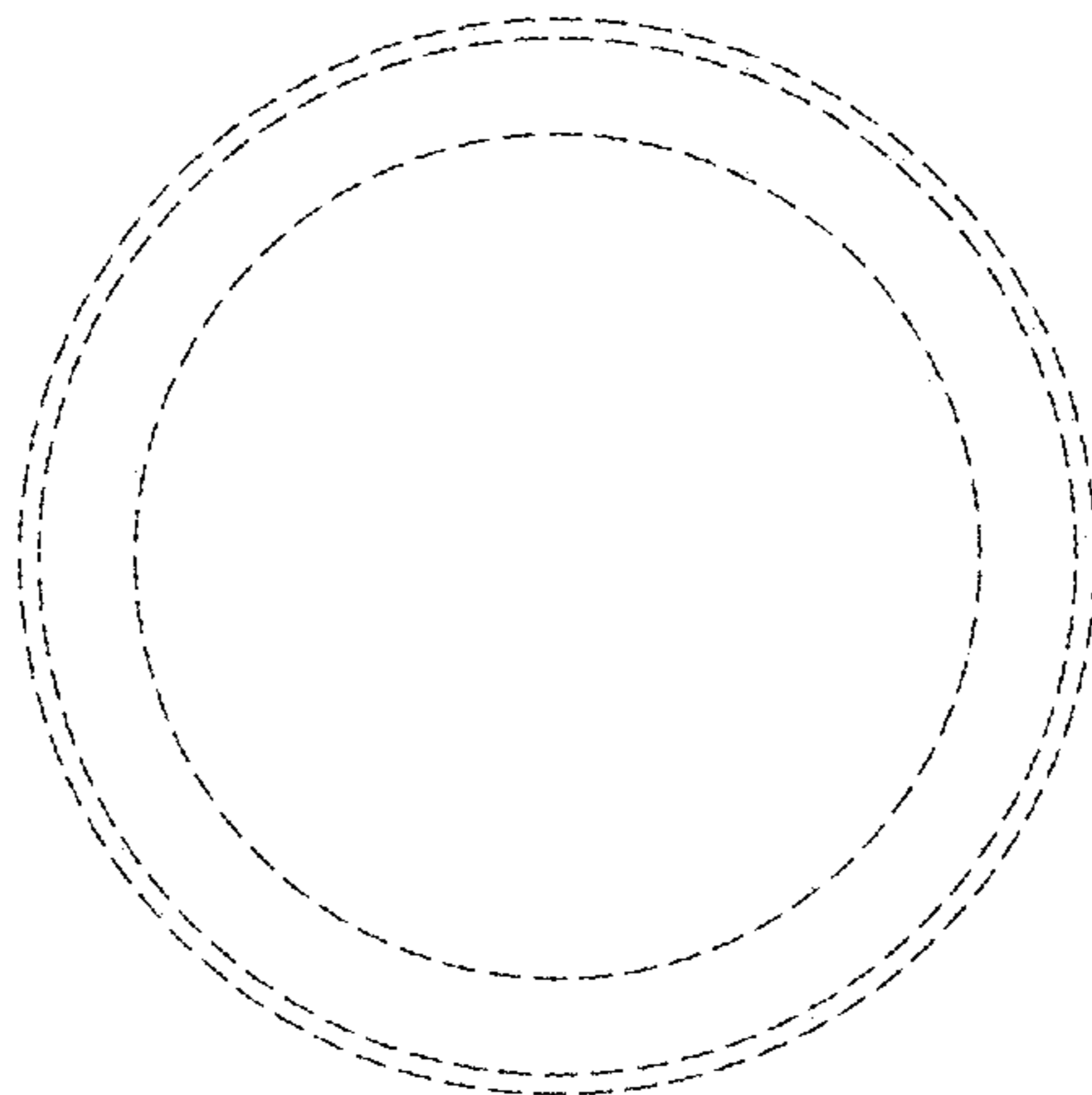


FIG. 7