



US00D751387S

(12) **United States Design Patent**
Markle et al.

(10) **Patent No.:** **US D751,387 S**
(45) **Date of Patent:** **** Mar. 15, 2016**

- (54) **RAZOR CARTRIDGE PACKAGE**
- (71) Applicant: **The Gillette Company**, Boston, MA (US)
- (72) Inventors: **Andrew Anthony Markle**, New York, NY (US); **Carl Andrew Gerhards**, Astoria, NY (US)
- (73) Assignee: **The Gillette Company**, Boston, MA (US)
- (**) Term: **14 Years**
- (21) Appl. No.: **29/496,353**
- (22) Filed: **Jul. 11, 2014**

D406,861 S *	3/1999	Leedy, Jr.	D19/10
D429,146 S	8/2000	Thibiant et al.	
D438,563 S	3/2001	Webb et al.	
D451,014 S	11/2001	Otto	
D456,814 S	5/2002	Pentz	
D461,477 S	8/2002	Pentz	
D463,974 S *	10/2002	Berman	D9/707
D468,198 S *	1/2003	Nakazawa et al.	D9/415
D489,002 S *	4/2004	Meyer et al.	D9/669
D535,554 S	1/2007	Kent	
7,347,360 B2 *	3/2008	Lasch et al.	235/380
D571,856 S	6/2008	Hammad et al.	
D599,201 S *	9/2009	Seol et al.	D9/432
D616,297 S *	5/2010	Britt et al.	D9/415
D622,314 S *	8/2010	Skelding et al.	D19/10
D626,704 S	11/2010	Rogers et al.	
D636,683 S	4/2011	Floyd et al.	

(Continued)

Primary Examiner — Susan Bennett Hattan

Assistant Examiner — Brett Miller

(74) *Attorney, Agent, or Firm* — Joanne N. Pappas; Kevin C. Johnson; Steven W. Miller

Related U.S. Application Data

(62) Division of application No. 29/445,706, filed on Feb. 14, 2013, now Pat. No. Des. 715,140.

(51) **LOC (10) Cl.** **09-07**

(52) **U.S. Cl.**
USPC **D9/434**

(58) **Field of Classification Search**
USPC D9/686-692, 695, 697, 707, 708, 748, D9/749, 766, 767, 772, 773, 415, 419, 434, D9/457, 516, 550, 563, 526, 600, 658, 552, D9/503, 504; D19/10
CPC B65D 47/2081; B65D 83/0055; B65D 35/02; B65D 35/08; B65D 75/36; B65D 75/366
See application file for complete search history.

(56) **References Cited**

U.S. PATENT DOCUMENTS

- D135,246 S 3/1943 Burke
- D200,738 S 3/1965 Scheindel et al.
- D266,829 S * 11/1982 Yoshizawa et al. D9/415

(57) **CLAIM**

The ornamental design for a razor cartridge package, as shown and described.

DESCRIPTION

FIG. 1 is a perspective view of a razor cartridge package showing my new design having a gradient pattern from the upper portion to the lower portion and a band on a razor package;

FIG. 2 is a front view thereof;

FIG. 3 is a back view thereof;

FIG. 4 is a right view thereof;


FIG. 5 is a left view thereof;

FIG. 6 is a top view thereof; and,

FIG. 7 is a bottom view thereof.

The broken lines depict portions of the razor cartridge package that form no part of the claimed design.

1 Claim, 4 Drawing Sheets



(56)

References Cited

U.S. PATENT DOCUMENTS

D637,486 S 5/2011 Andrew
D639,179 S * 6/2011 Powers et al. D9/434
D640,929 S 7/2011 Swanson
D646,567 S 10/2011 Graham et al.
D647,795 S * 11/2011 Eaton et al. D9/434
D649,066 S 11/2011 Arinsmier et al.
D650,668 S 12/2011 Graham et al.

D653,108 S 1/2012 Graham et al.
D654,357 S * 2/2012 Arinsmier et al. D9/415
D678,054 S 3/2013 Powers et al.
D684,467 S 6/2013 Macaulay et al.
D684,468 S 6/2013 Macaulay et al.
D691,058 S 10/2013 Akers, Jr.
D691,470 S 10/2013 Macaulay et al.
D704,738 S 5/2014 Jewitt
2002/0185543 A1 12/2002 Pentz et al.
2009/0173104 A1 7/2009 Shunnarah

* cited by examiner




FIG. 1

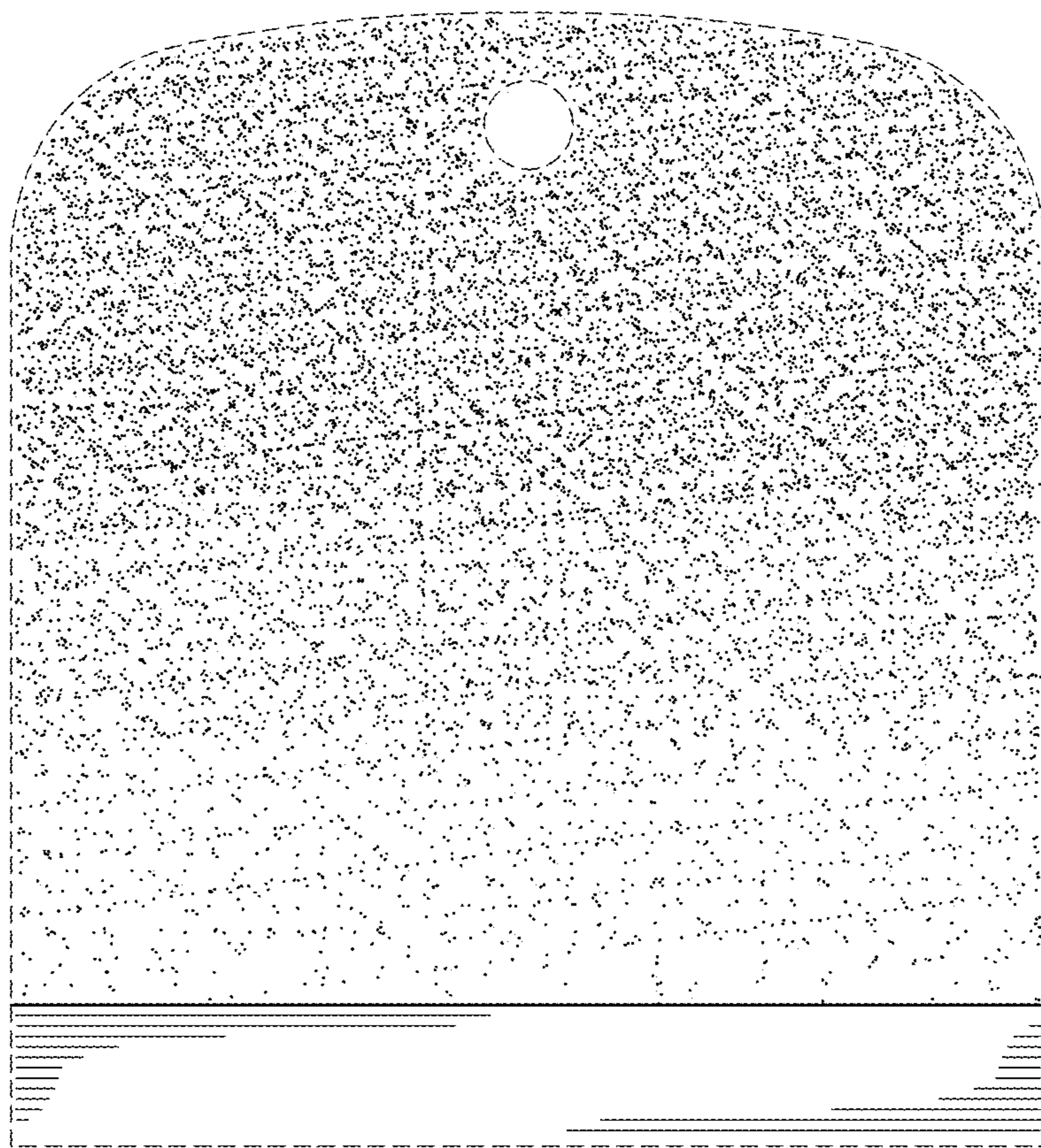


FIG. 2

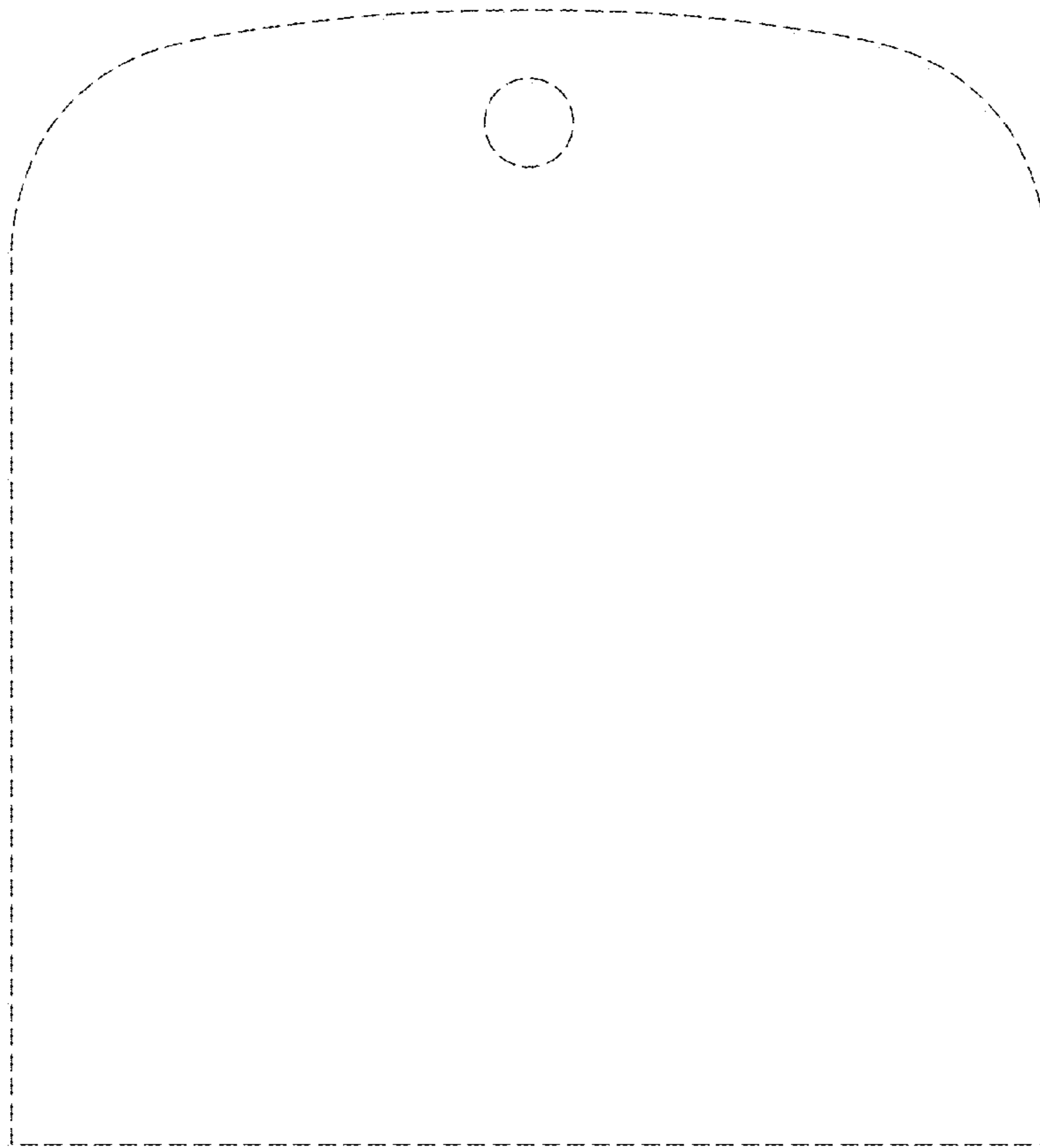


FIG. 3

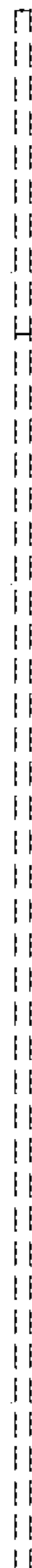


FIG. 4

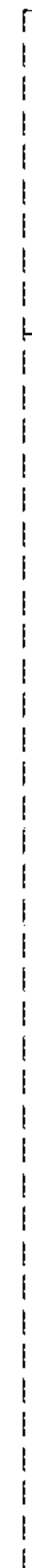


FIG. 5

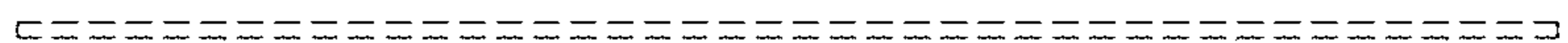


FIG. 6

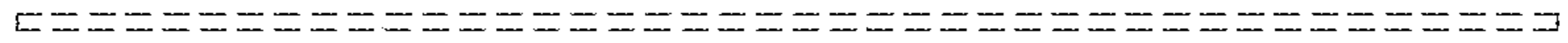


FIG. 7