



US00D751386S

(12) **United States Design Patent**
Markle et al.

(10) **Patent No.:** **US D751,386 S**
(45) **Date of Patent:** **** Mar. 15, 2016**

- (54) **RAZOR PACKAGE**
- (71) Applicant: **The Gillette Company**, Boston, MA (US)
- (72) Inventors: **Andrew Anthony Markle**, New York, NY (US); **Carl Andrew Gerhards**, Astoria, NY (US)
- (73) Assignee: **Gillette Company**, Boston, MA (US)
- (**) Term: **14 Years**
- (21) Appl. No.: **29/496,348**
- (22) Filed: **Jul. 11, 2014**

D438,563 S	3/2001	Webb et al.	
D451,014 S	11/2001	Otto	
D456,814 S	5/2002	Pentz	
D461,477 S	8/2002	Pentz	
D468,198 S *	1/2003	Nakazawa et al.	D9/415
D535,554 S	1/2007	Kent	
D553,675 S *	10/2007	Hogg	D19/10
D571,856 S	6/2008	Hammad et al.	
D599,201 S *	9/2009	Seol et al.	D9/432
D599,214 S *	9/2009	Born et al.	D9/415
D614,491 S *	4/2010	Rhoad	D9/415
D626,704 S	11/2010	Rogers et al.	
D636,683 S	4/2011	Floyd et al.	
D637,486 S	5/2011	Andrew	
D639,179 S *	6/2011	Powers et al.	D9/434
D640,929 S	7/2011	Swanson	
D646,567 S	10/2011	Graham et al.	

(Continued)

Related U.S. Application Data

- (62) Division of application No. 29/445,706, filed on Feb. 14, 2013, now Pat. No. Des. 715,140.
- (51) **LOC (10) Cl.** **09-07**
- (52) **U.S. Cl.**
USPC **D9/434**
- (58) **Field of Classification Search**
USPC D9/686-692, 695, 697, 707, 708, 748, D9/749, 766, 767, 772, 773, 415, 419, 434, D9/457, 516, 550, 563, 526, 600, 658, 552, D9/503, 504; D19/10
CPC B65D 47/2081; B65D 83/0055; B65D 35/02; B65D 35/08; B65D 75/36; B65D 75/366
See application file for complete search history.

References Cited

U.S. PATENT DOCUMENTS

D135,246 S	3/1943	Burke	
D200,738 S	3/1965	Scheindel et al.	
D266,829 S *	11/1982	Yoshizawa et al.	D9/415
D429,146 S	8/2000	Thibiant et al.	

Primary Examiner — Susan Bennett Hattan

Assistant Examiner — Brett Miller

(74) *Attorney, Agent, or Firm* — Joanne N. Pappas; Kevin C. Johnson; Steven W. Miller


(57) **CLAIM**

The ornamental design for a razor package, as shown and described.

DESCRIPTION

FIG. 1 is a perspective view of a razor package showing my new design having a gradient pattern from the upper portion to the lower portion and a band on a razor package disposed between the upper and lower portion;
 FIG. 2 is a front view thereof;
 FIG. 3 is a back view thereof;
 FIG. 4 is a right view thereof;
 FIG. 5 is a left view thereof;
 FIG. 6 is a top view thereof; and,
 FIG. 7 is a bottom view thereof.
 The broken lines depict portions of the razor package that form no part of the claimed design.

1 Claim, 5 Drawing Sheets



(56)

References Cited

U.S. PATENT DOCUMENTS

D649,066 S	11/2011	Arinsmier et al.	D684,467 S	6/2013	Macaulay et al.
D650,668 S	12/2011	Graham et al.	D684,468 S	6/2013	Macaulay et al.
D653,108 S	1/2012	Graham et al.	D691,058 S	10/2013	Akers, Jr.
D654,357 S *	2/2012	Arinsmier et al. D9/415	D691,470 S	10/2013	Macaulay et al.
D678,053 S *	3/2013	Marcinkowski D9/434	D704,738 S	5/2014	Jewitt
D678,054 S	3/2013	Powers et al.	D705,664 S *	5/2014	Markle et al. D9/600
			D724,946 S *	3/2015	Atkinson D9/457
			2002/0185543 A1	12/2002	Pentz et al.
			2009/0173104 A1	7/2009	Shunnarah

* cited by examiner

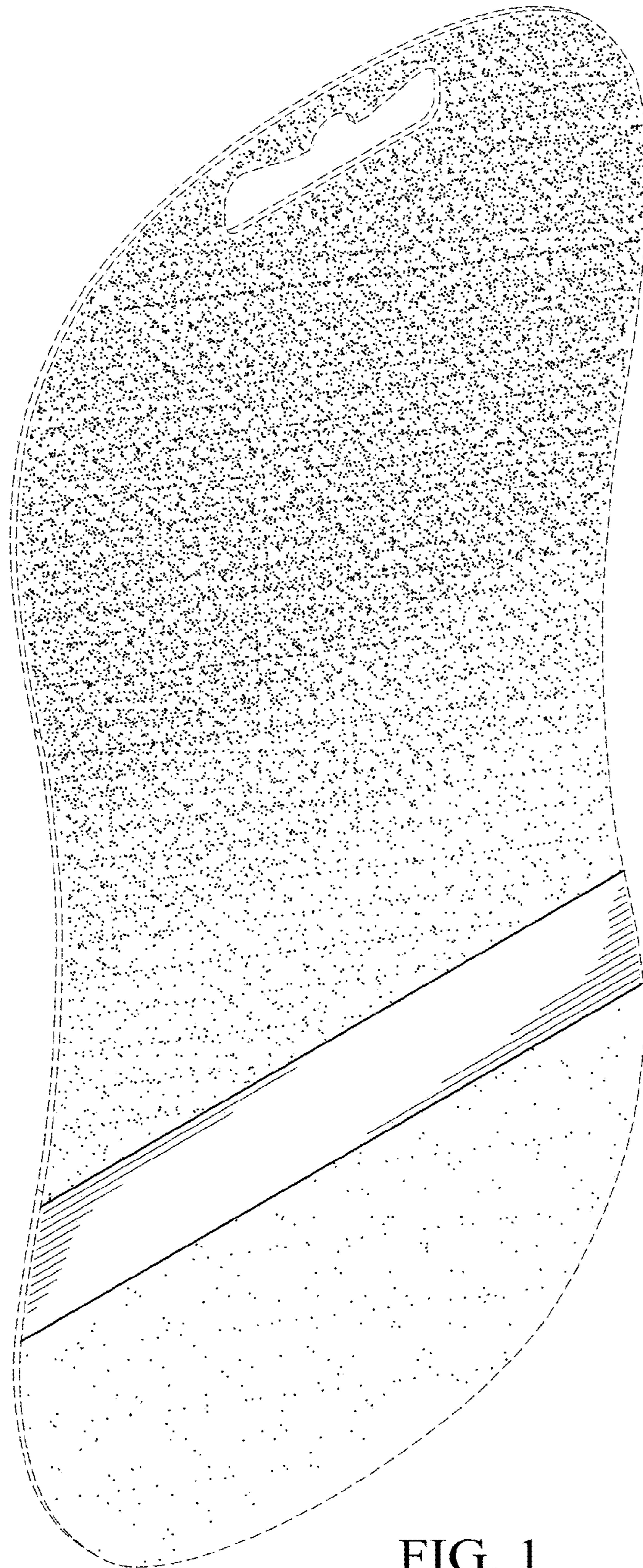


FIG. 1




FIG. 2




FIG. 3

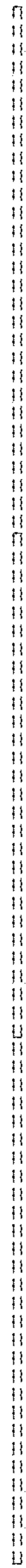


FIG. 4



FIG. 5

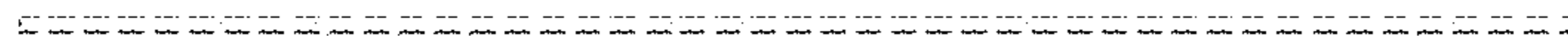


FIG. 6




FIG. 7