



US00D751370S

(12) **United States Design Patent**  
**McClees**

(10) **Patent No.:** **US D751,370 S**  
(45) **Date of Patent:** **\*\* Mar. 15, 2016**

- (54) **DETACHABLE HOOK**
- (71) Applicant: **TALUS CORPORATION**, Portland, ME (US)
- (72) Inventor: **David McClees**, Falmouth, ME (US)
- (73) Assignee: **Talus Corporation**, Portland, ME (US)
- (\*\*) Term: **15 Years**
- (21) Appl. No.: **29/531,045**
- (22) Filed: **Jun. 23, 2015**
- (51) **LOC (10) Cl.** ..... **08-05**
- (52) **U.S. Cl.**  
USPC ..... **D8/370**; D12/416
- (58) **Field of Classification Search**  
USPC ..... D8/16, 19, 349, 354, 355, 363, 364, D8/367, 370-373, 376, 382, 384-386, D8/389; D6/323, 550, 558, 565, 556, 514, D6/705.6, 546, 535, 566, 553, 525, 677.2, D6/677.5, 675.2, 675.5; D11/208; D26/87; D23/223, 238, 252, 257, 259; D20/15  
CPC ..... A47K 1/09; A47K 2201/02; A47K 10/04; A47K 17/00; A47K 2010/3253; A47K 10/10; A47K 5/00; A47H 1/102; Y10S 242/90; Y10T 225/232; Y10T 225/247; Y10T 24/1696  
See application file for complete search history.

D487,561 S *	3/2004	Nguyen	.....	D8/370
D545,669 S *	7/2007	Hall	.....	D8/367
D555,462 S *	11/2007	Moffitt	.....	D8/370
D664,422 S *	7/2012	Wu	.....	D8/367
D667,293 S *	9/2012	Thompson	.....	D8/367
D670,997 S *	11/2012	Thompson	.....	D8/367
D701,752 S *	4/2014	Lozano	.....	D8/370
D707,112 S *	6/2014	Schraufnagel	.....	D8/367
D707,113 S *	6/2014	Schraufnagel	.....	D8/367

**OTHER PUBLICATIONS**

Talus Corporation, High Road CarHooks, available at <http://www.talusproducts.com/product-p/hr-carhksslv.htm>.

\* cited by examiner

*Primary Examiner* — Robert M Spear  
*Assistant Examiner* — Eliza Bennett-Hattan  
(74) *Attorney, Agent, or Firm* — Tredecim LLC; Sean L. Sweeney

(57) **CLAIM**

The ornamental design for a detachable hook, as shown and described.

**DESCRIPTION**

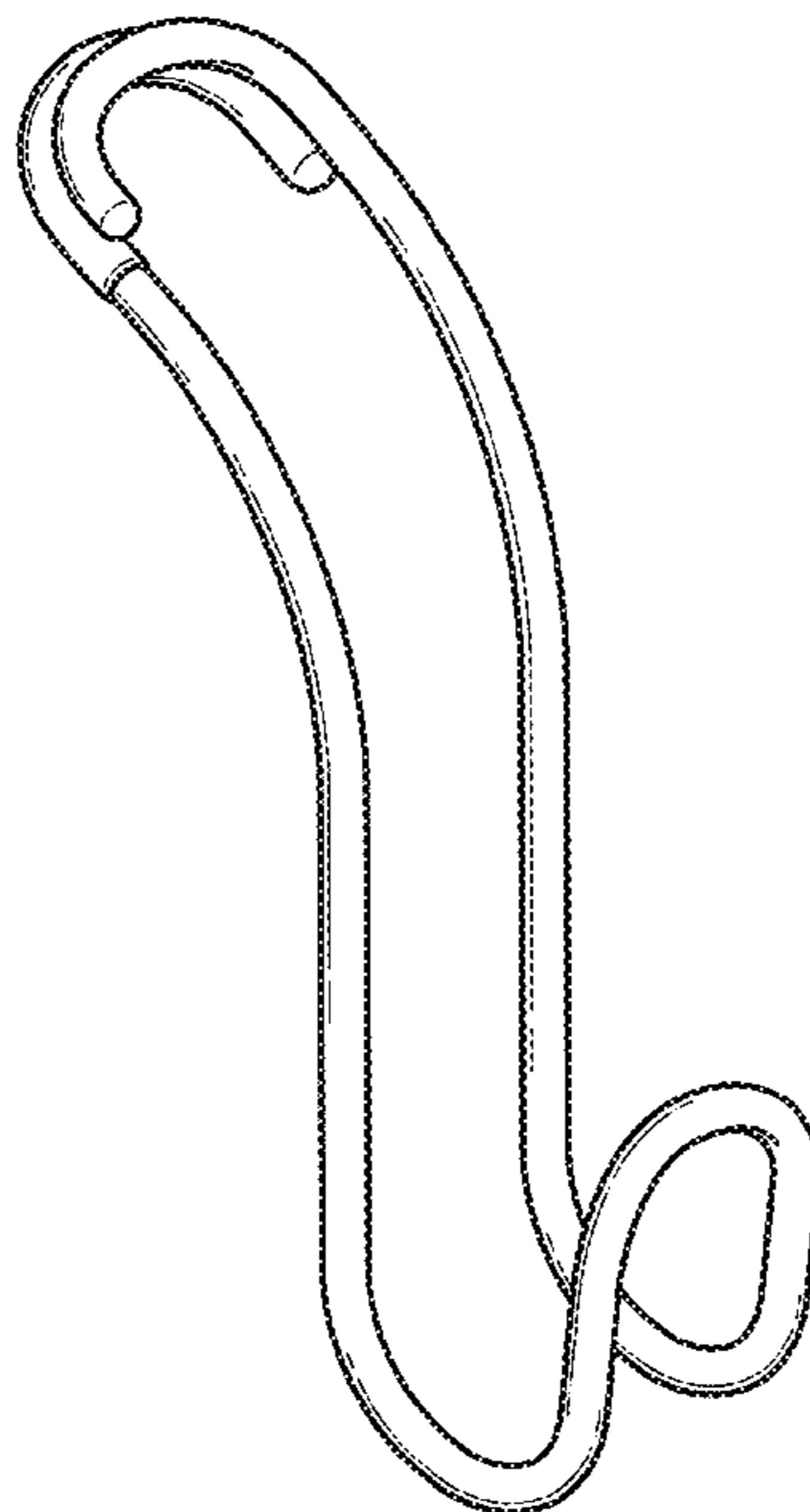
FIG. 1 is a front view of a detachable hook showing my new design;  
FIG. 2 is a rear view thereof;  
FIG. 3 is a right side view thereof;  
FIG. 4 is a left side view thereof;  
FIG. 5 is a top view thereof;  
FIG. 6 is a bottom view thereof; and,  
FIG. 7 is a perspective front view thereof.

**1 Claim, 7 Drawing Sheets**

(56) **References Cited**

**U.S. PATENT DOCUMENTS**

D315,860 S *	4/1991	Joss	.....	D8/367
D327,641 S *	7/1992	Hoskinson	.....	D8/367
D483,655 S *	12/2003	Dretzka	.....	D8/367
D486,379 S *	2/2004	Olson	.....	D8/370



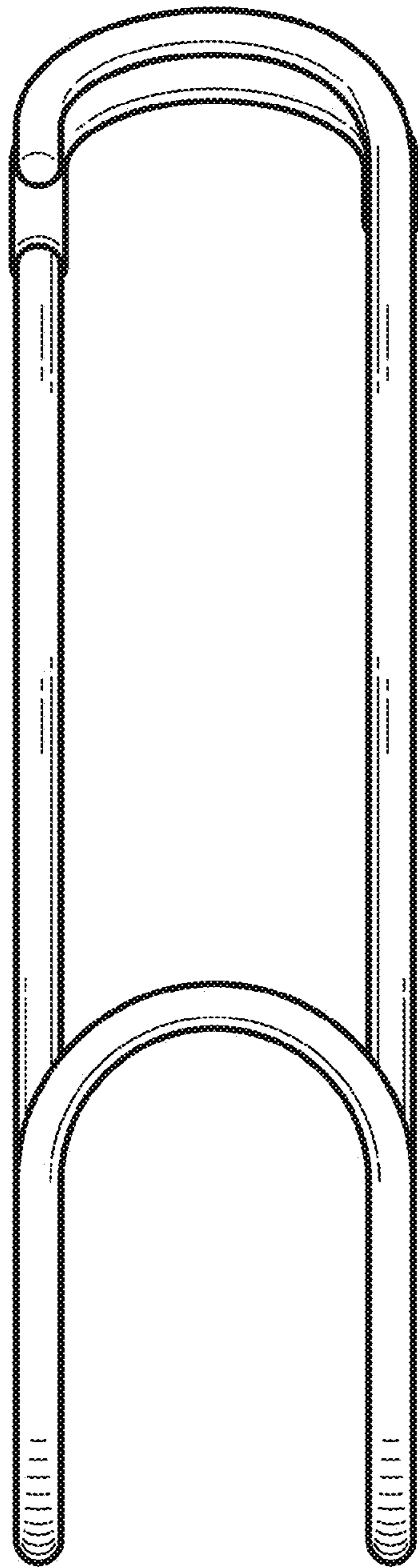


FIG. 1

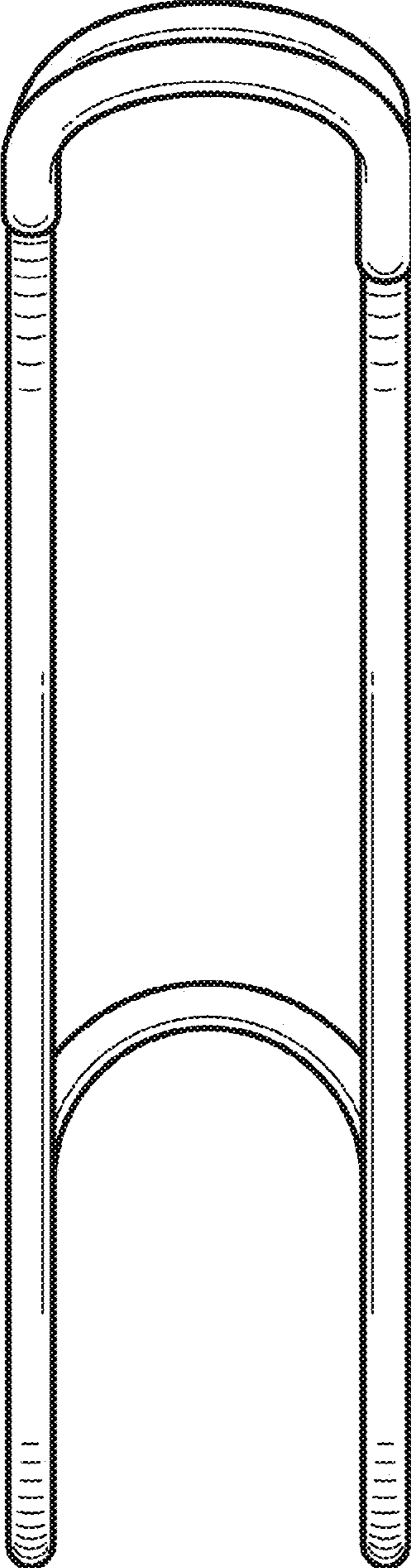


FIG. 2

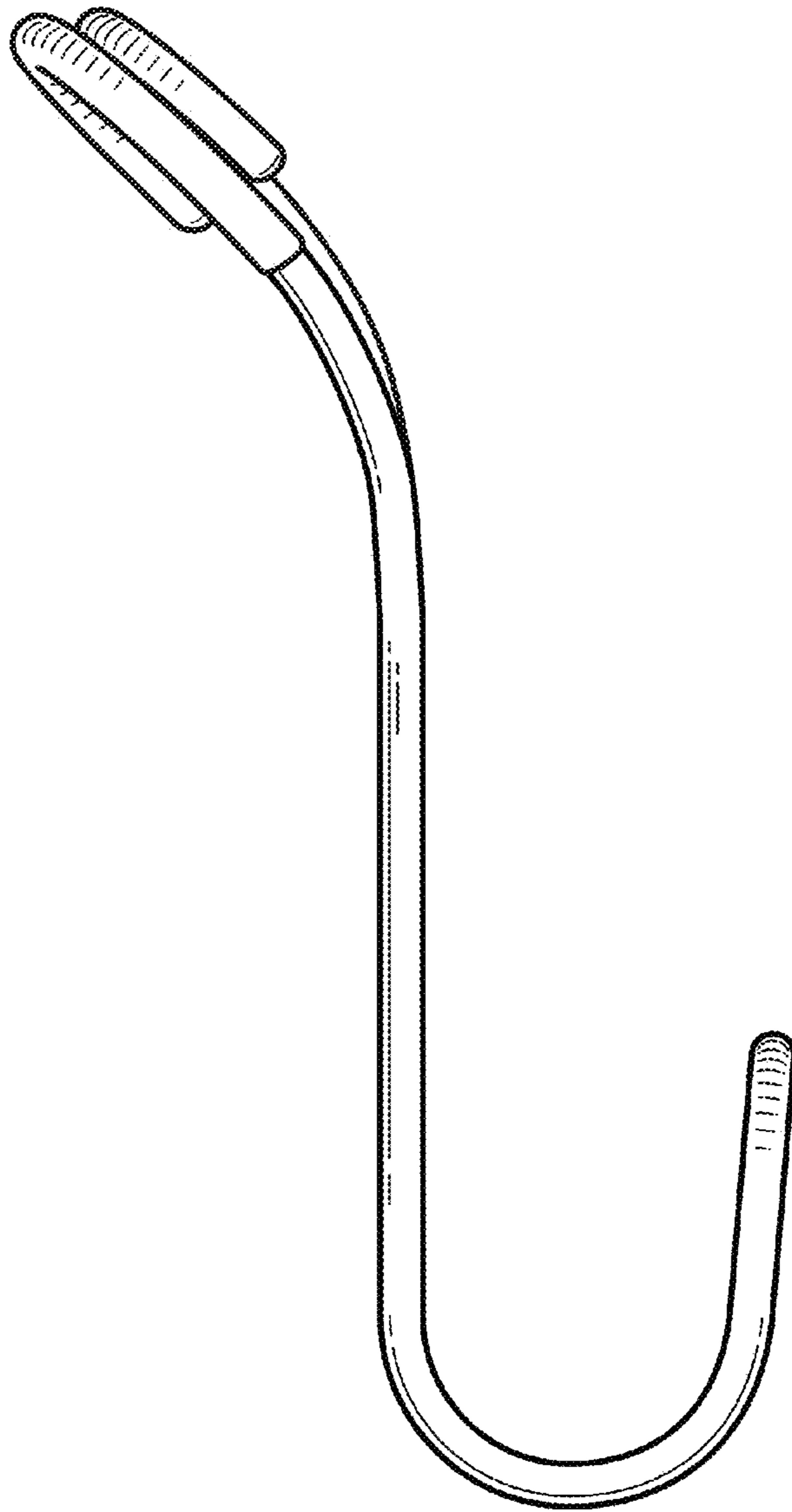


FIG. 3

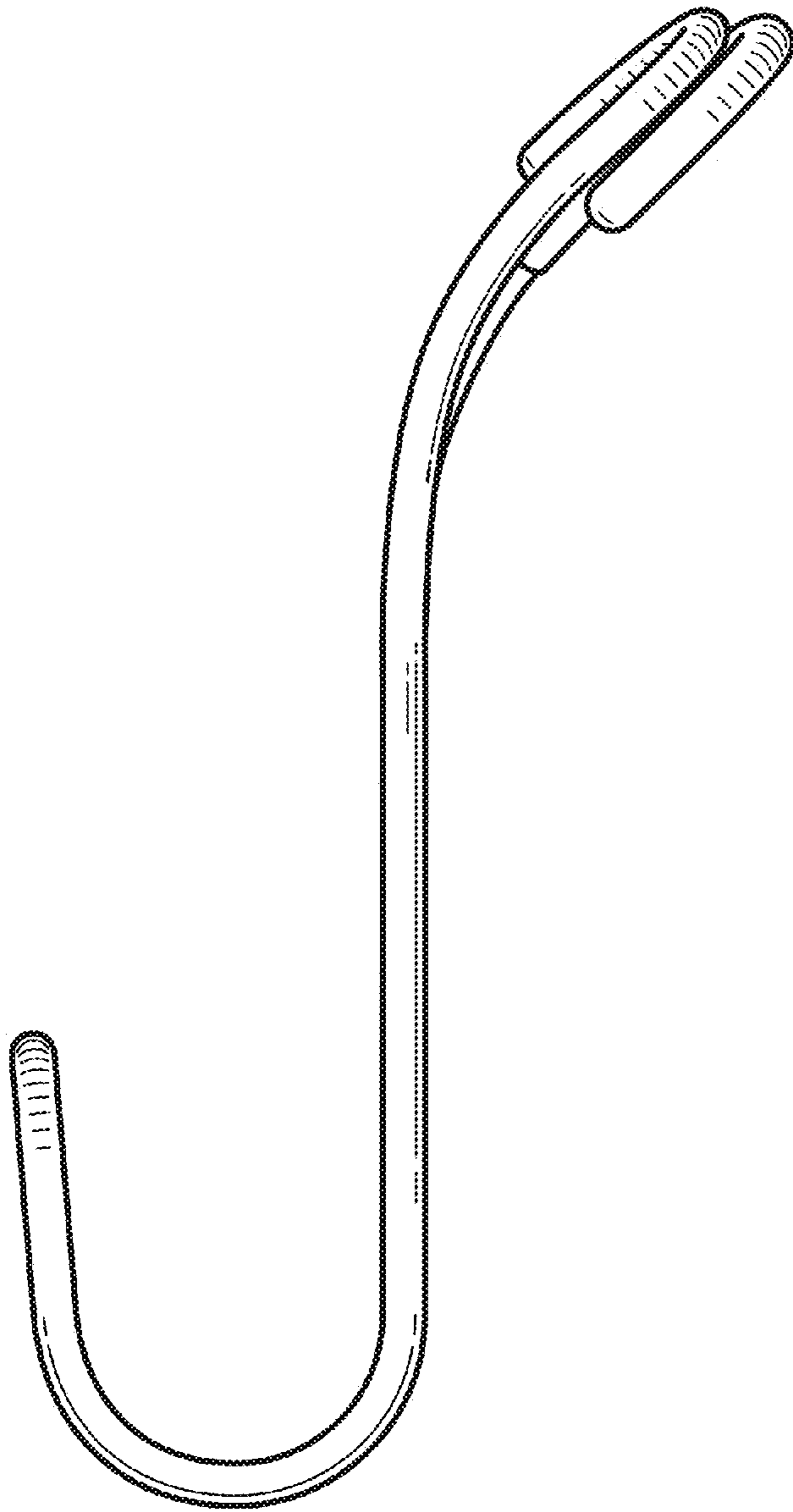


FIG. 4

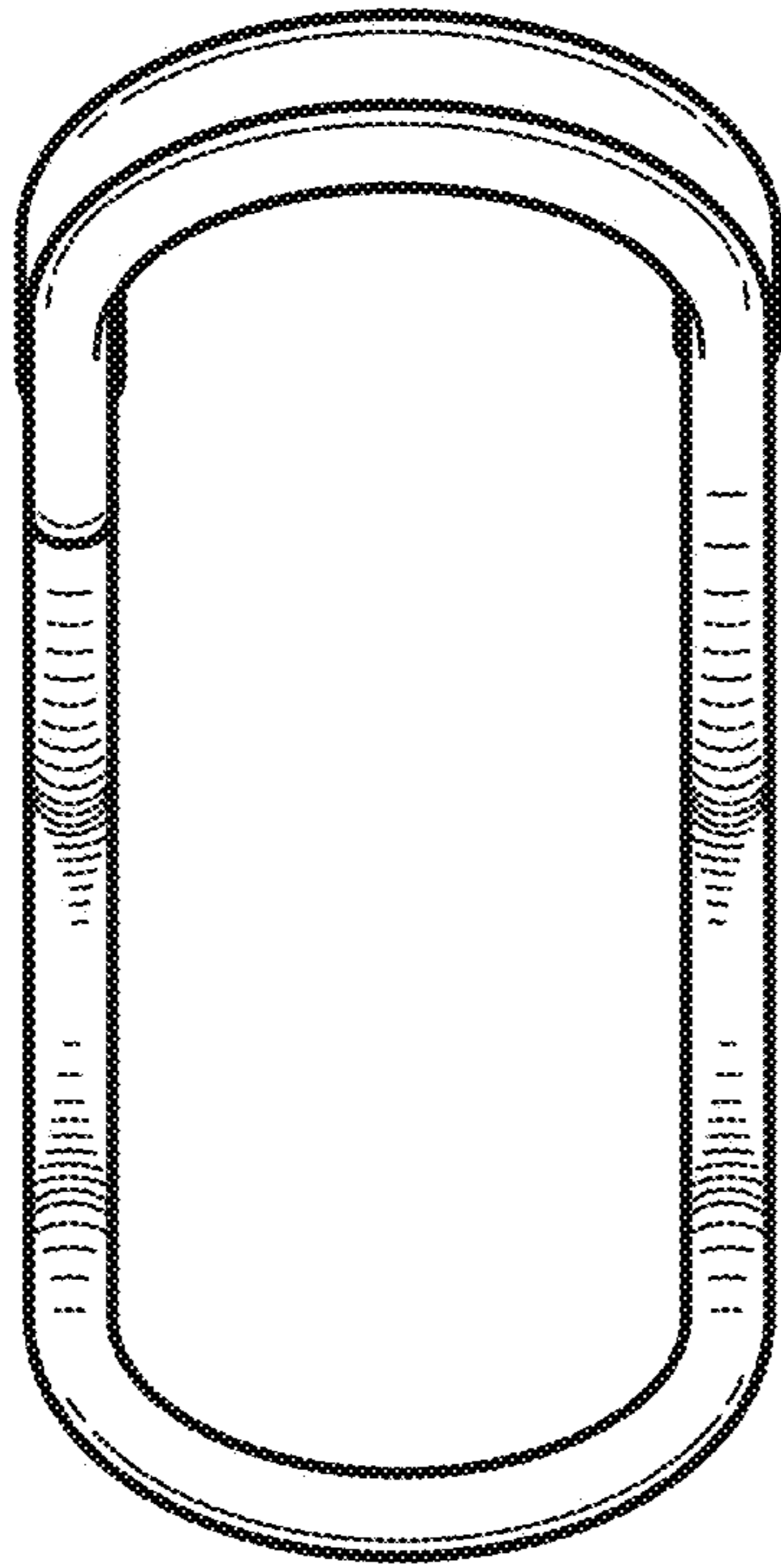


FIG. 5

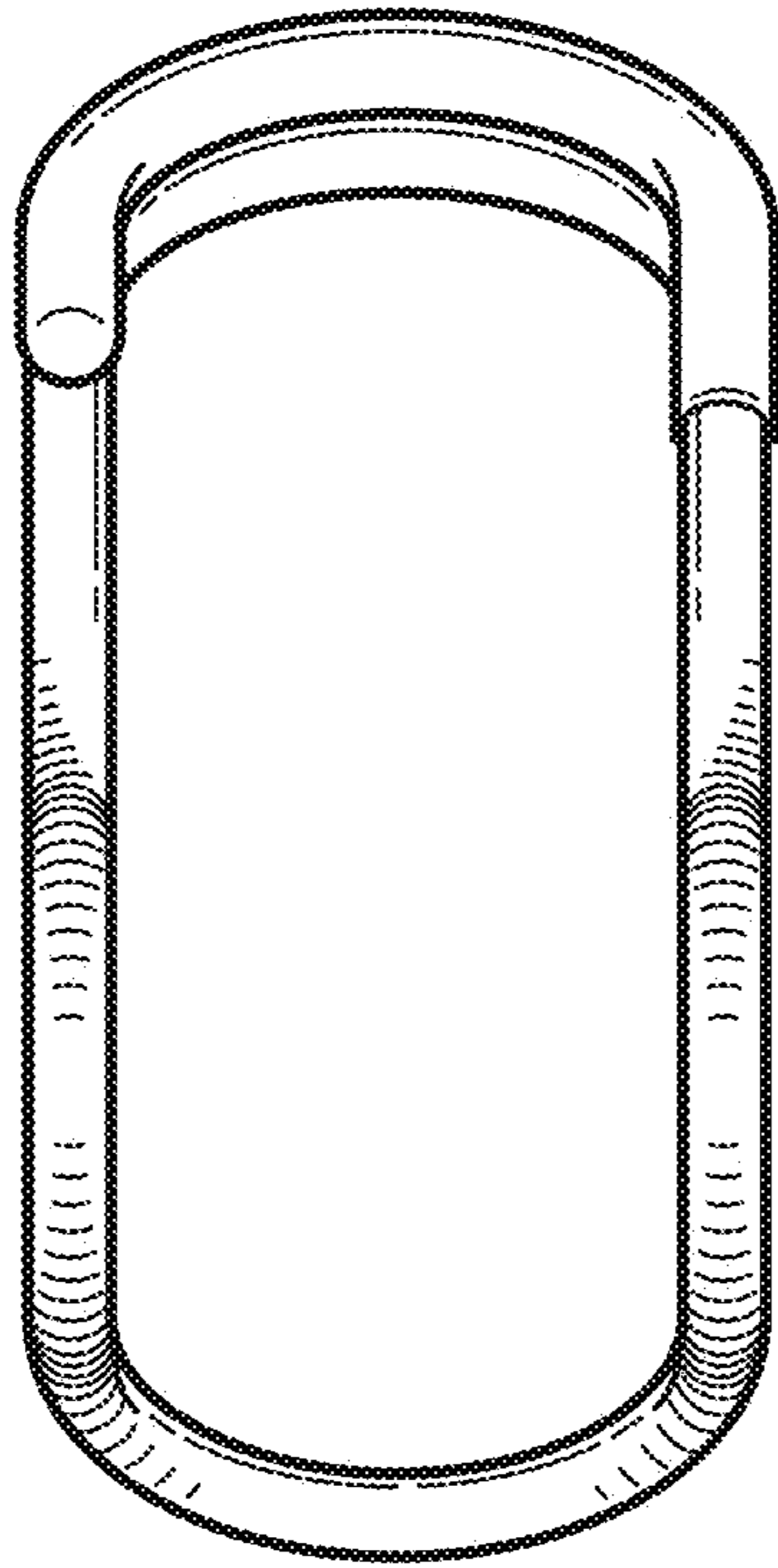


FIG. 6

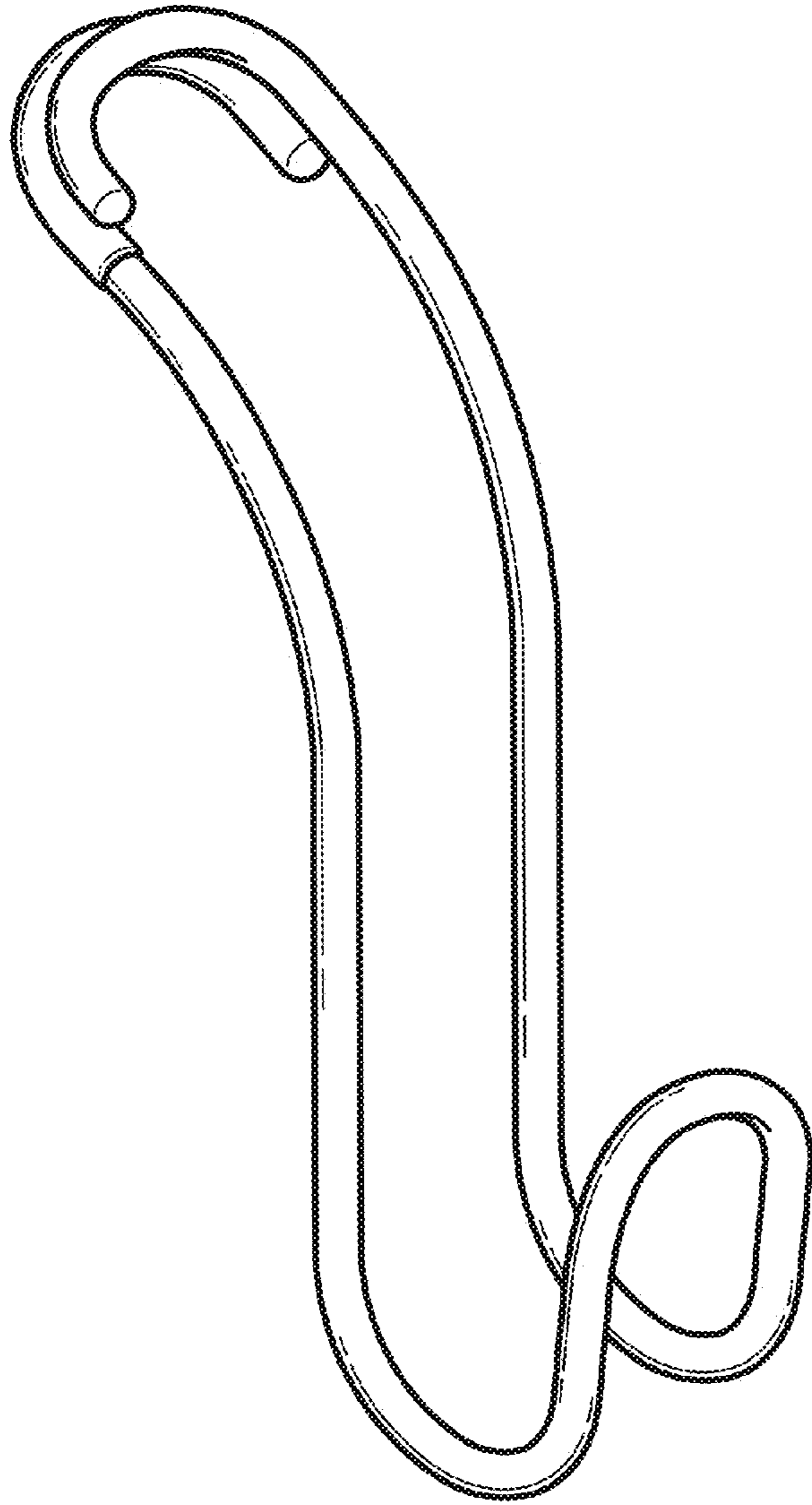


FIG. 7