

US00D751329S

(12) **United States Design Patent**
Johnson et al.

(10) **Patent No.:** **US D751,329 S**
(45) **Date of Patent:** **** Mar. 15, 2016**

(54) **CHAIR**

(71) Applicant: **LIFETIME PRODUCTS, INC.,**
Clearfield, UT (US)

(72) Inventors: **Mitch Johnson**, South Weber, UT (US);
Jay Calkin, Layton, UT (US); **Frank Clegg**, Fruit Heights, UT (US); **Wendell Peery**, Kaysville, UT (US)

(73) Assignee: **LIFETIME PRODUCTS, INC.,**
Clearfield, UT (US)

(**) Term: **15 Years**

(21) Appl. No.: **29/543,292**

(22) Filed: **Oct. 22, 2015**

Related U.S. Application Data

(63) Continuation of application No. 14/089,461, filed on Nov. 25, 2013.

(51) **LOC (10) Cl.** **06-01**

(52) **U.S. Cl.**
USPC **D6/716; D6/374; D6/380**

(58) **Field of Classification Search**
USPC D6/334–336, 368, 371, 372, 373, 374,
D6/379, 380, 716, 716.1, 716.2, 716.3,
D6/716.4

CPC A47C 3/04; A47C 4/02; A47C 4/14;
A47C 7/16; A47C 7/18; B60N 3/02

See application file for complete search history.

(56) **References Cited**

U.S. PATENT DOCUMENTS

3,021,175 A * 2/1962 Norquist A47C 4/14
297/239
3,111,344 A * 11/1963 Hoven A47C 4/02
297/239
3,275,371 A 9/1966 Rowland

3,708,202 A 1/1973 Barecki et al.
4,304,436 A 12/1981 Rowland
5,002,337 A 3/1991 Engel et al.
5,599,068 A 2/1997 Kelly et al.
5,860,697 A 1/1999 Fewchuk
6,082,822 A 7/2000 Kelly et al.
D433,836 S * 11/2000 Barile, Sr. D6/374
6,206,469 B1 3/2001 Caruso et al.

(Continued)

FOREIGN PATENT DOCUMENTS

EP 586720 3/1994
GB 2236244 4/1991

OTHER PUBLICATIONS

U.S. Appl. No. 14/089,461, filed Nov. 25, 2013, Johnson, et al.

(Continued)

Primary Examiner — Mimosa De

(74) *Attorney, Agent, or Firm* — Maschoff Brennan

(57) **CLAIM**

The ornamental design for a chair, as shown.

DESCRIPTION

FIG. 1 is a front upper perspective view of an embodiment of a chair;

FIG. 2 is a rear upper perspective view of the chair;

FIG. 3 is a front view of the chair;

FIG. 4 is a back view of the chair;

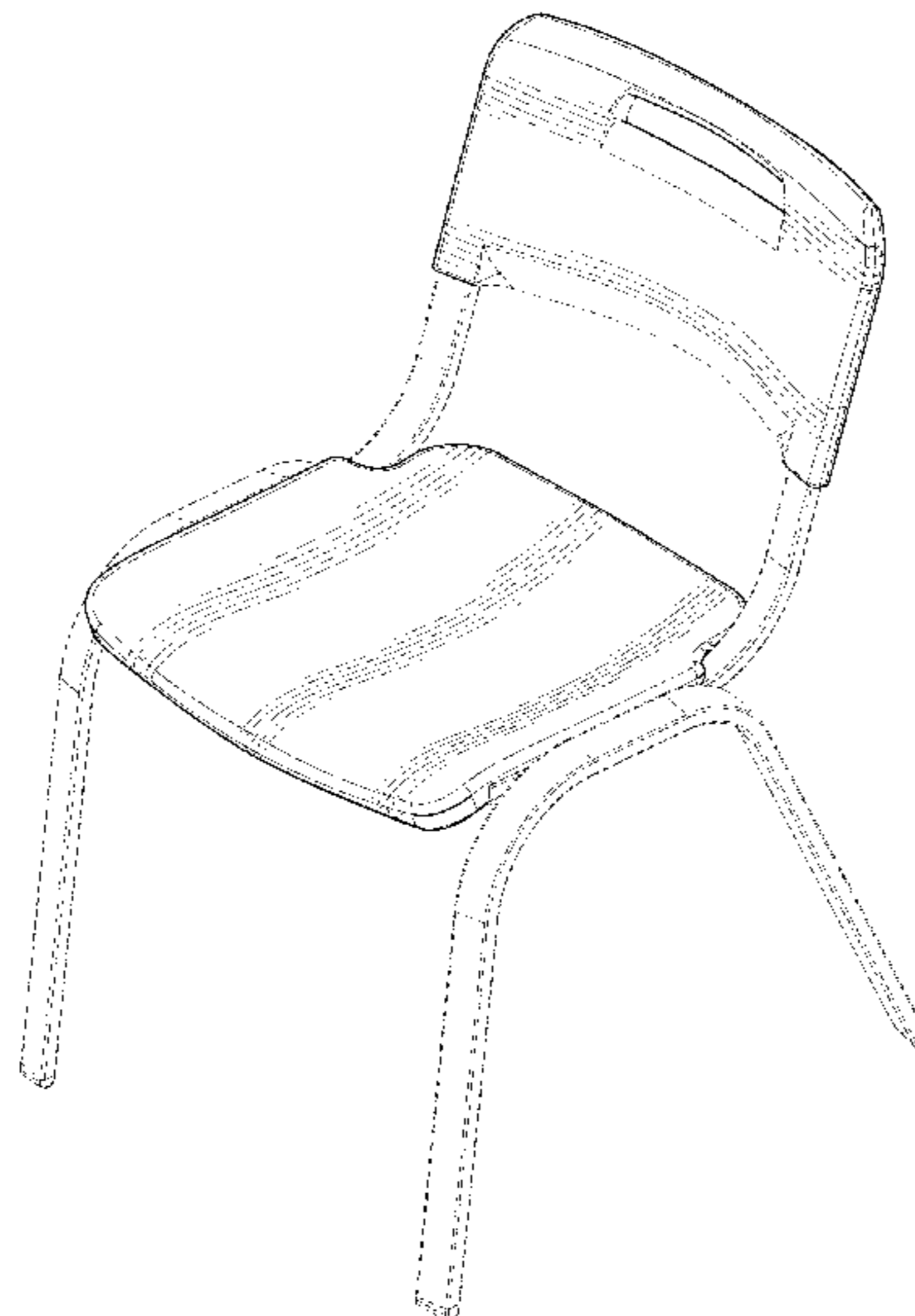
FIG. 5 is a left side view of the chair, with the right side view of the chair being a mirror image thereof;

FIG. 6 is a top view of the chair; and,

FIG. 7 is a bottom view of the chair.

The broken lines shown in the figures are for illustrative purposes only and form no part of the claimed design.

1 Claim, 7 Drawing Sheets



(56)

References Cited

U.S. PATENT DOCUMENTS

D443,429 S 6/2001 Mower et al.
 D465,940 S * 11/2002 Nien D6/368
 D466,712 S 12/2002 Haney et al.
 D472,064 S 3/2003 Haney et al.
 D472,723 S 4/2003 Haney et al.
 D472,745 S 4/2003 Haney et al.
 D473,059 S 4/2003 Haney et al.
 6,543,842 B2 4/2003 Haney
 D477,470 S 7/2003 Haney et al.
 D477,926 S 8/2003 Haney et al.
 D477,939 S 8/2003 Haney et al.
 D481,550 S 11/2003 Astle
 D482,540 S 11/2003 Ashby
 D482,543 S 11/2003 Haney et al.
 D489,192 S 5/2004 Jin et al.
 D498,071 S 11/2004 Ashby et al.
 6,871,906 B2 3/2005 Haney
 D507,425 S 7/2005 Ashby et al.
 D508,339 S 8/2005 Astle

7,014,261 B2 3/2006 Haney
 7,017,986 B2 3/2006 Degen et al.
 D519,292 S 4/2006 Ashby
 D523,254 S 6/2006 Nye et al.
 7,452,035 B2 11/2008 Astle et al.
 D600,935 S * 9/2009 Koh D6/374
 D649,804 S * 12/2011 Keller D6/374
 D655,932 S 3/2012 Ashby et al.
 D667,649 S 9/2012 Waite et al.
 D673,788 S * 1/2013 Schoenhals D6/380
 D686,007 S 7/2013 Johnson
 D710,638 S * 8/2014 Bellini D6/716

OTHER PUBLICATIONS

U.S. Appl. No. 29/543,294, filed Oct. 22, 2015 Johnson, et al.
 International Search Report and Written Opinion from PCT/US2013/071992 dated Apr. 18, 2014.
 International Preliminary Report on Patentability dated Jun. 4, 2015 from PCT Application No. PCT/US2013/071992.

* cited by examiner

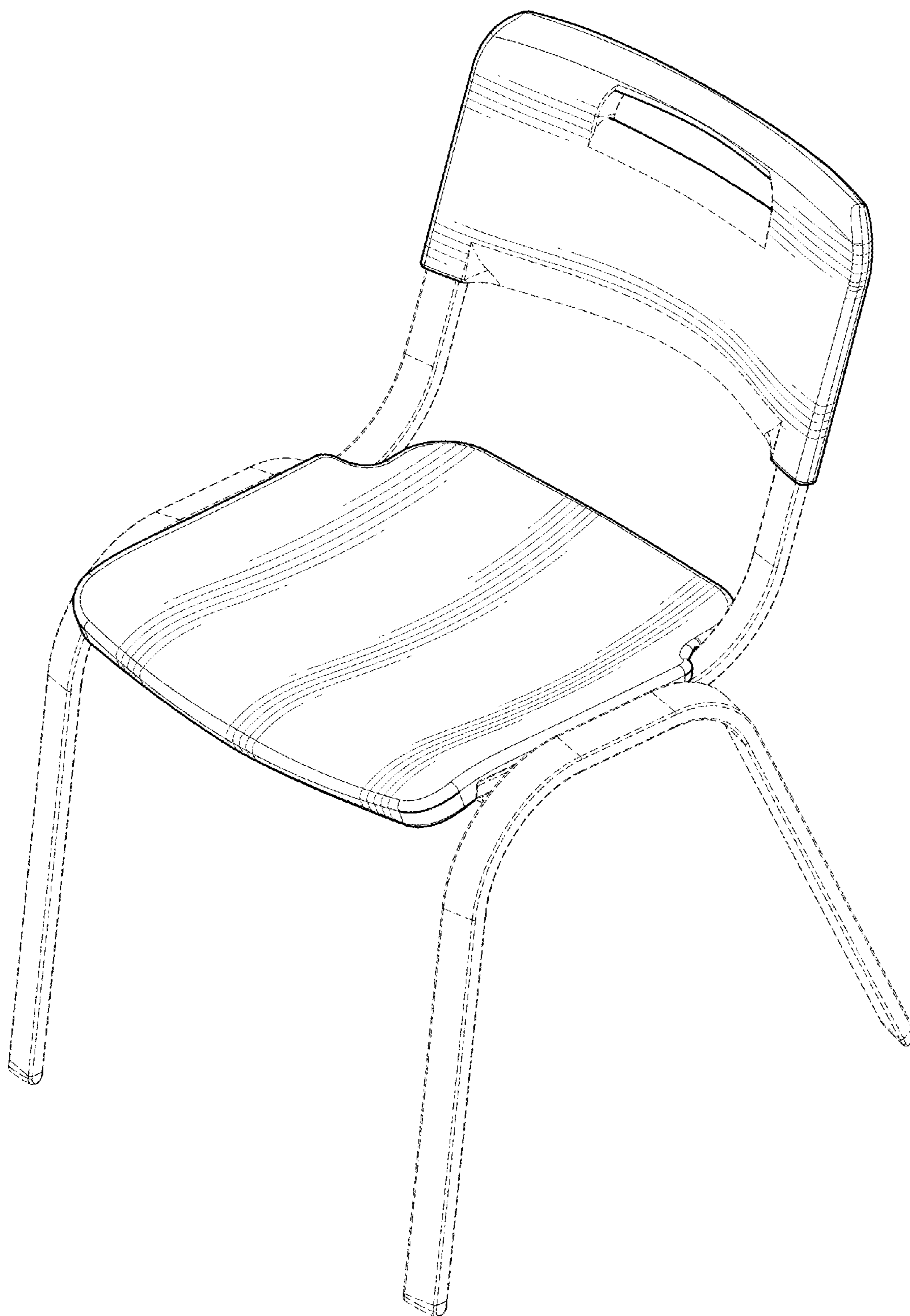


Fig. 1

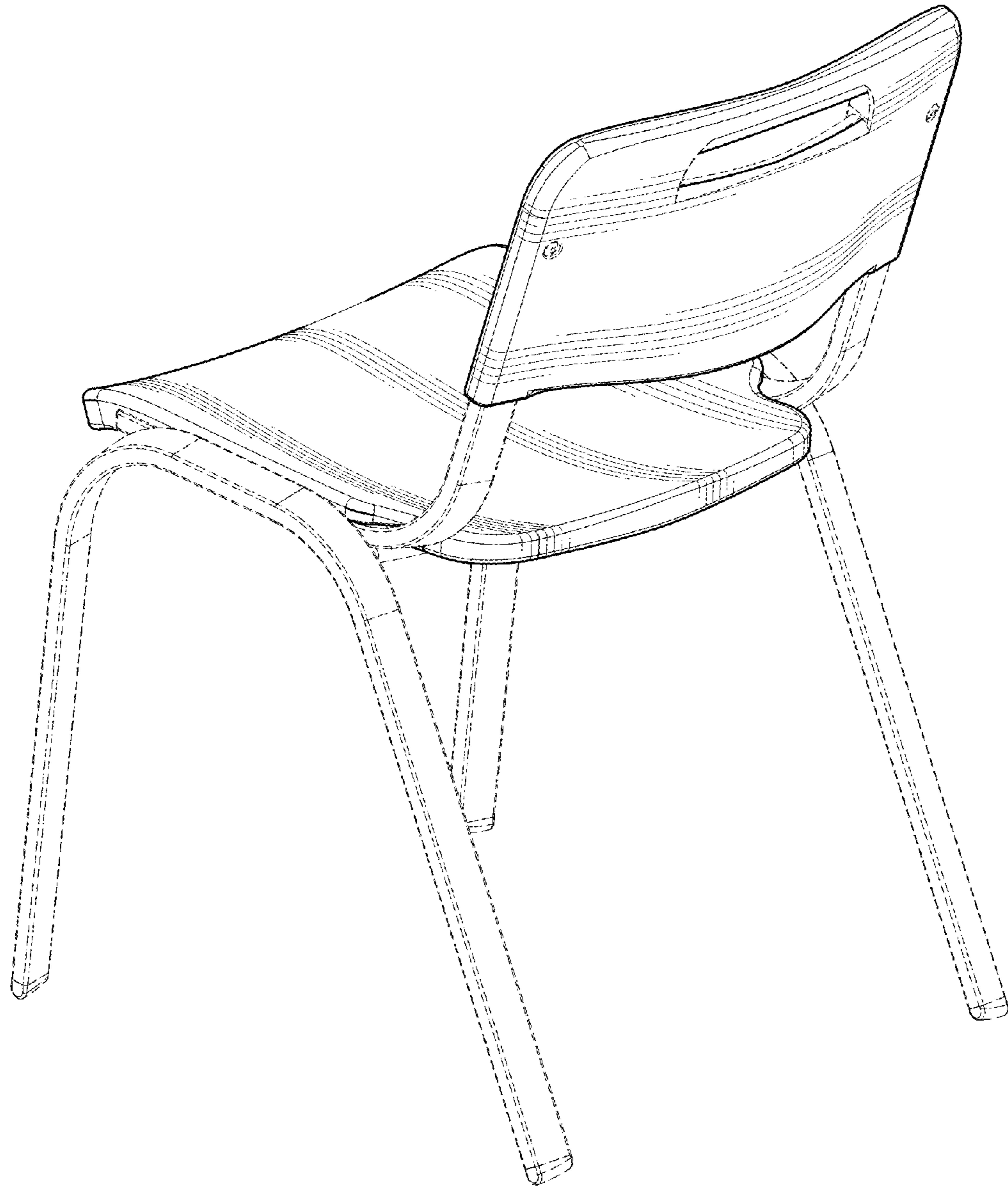


Fig. 2

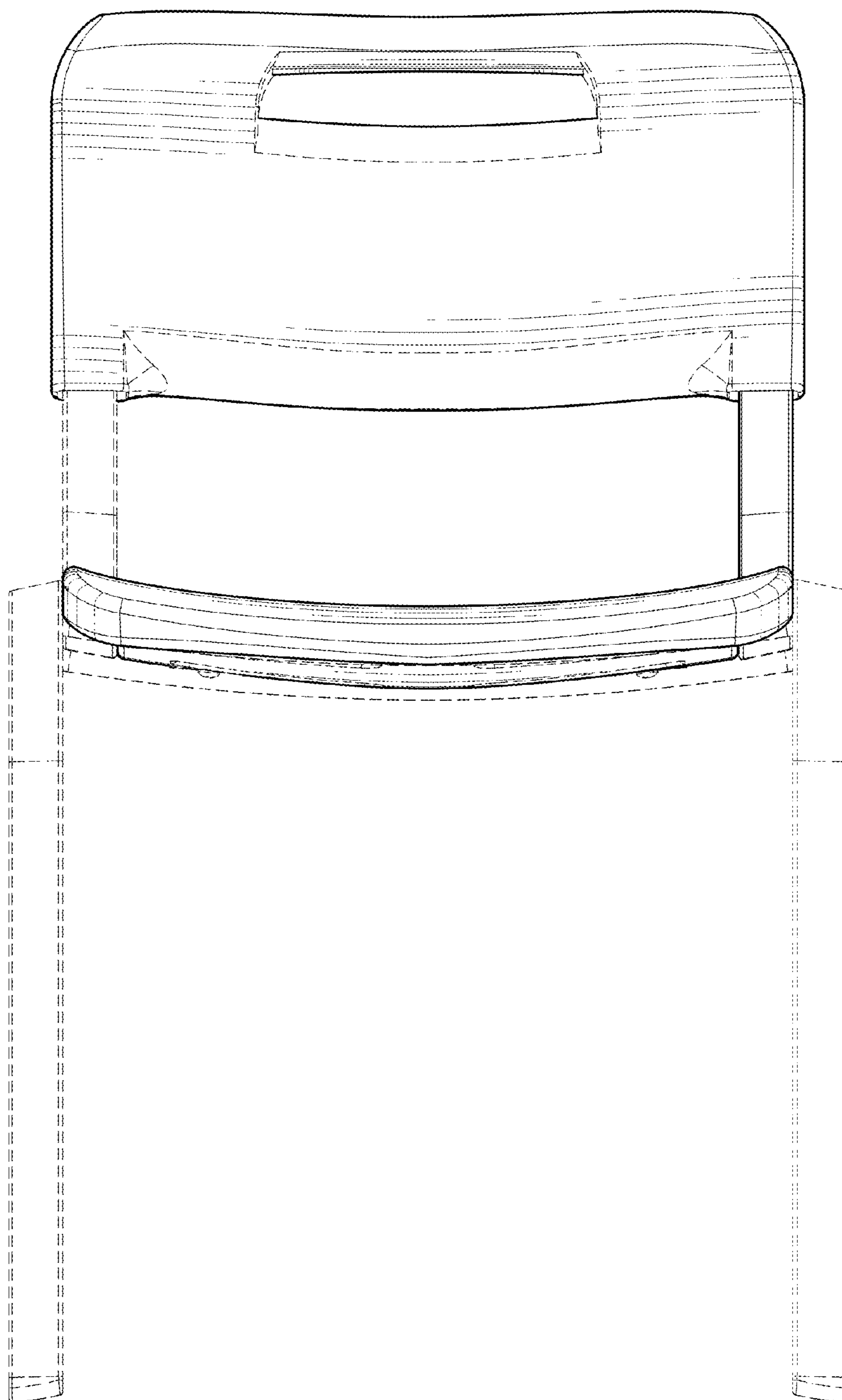


Fig. 3

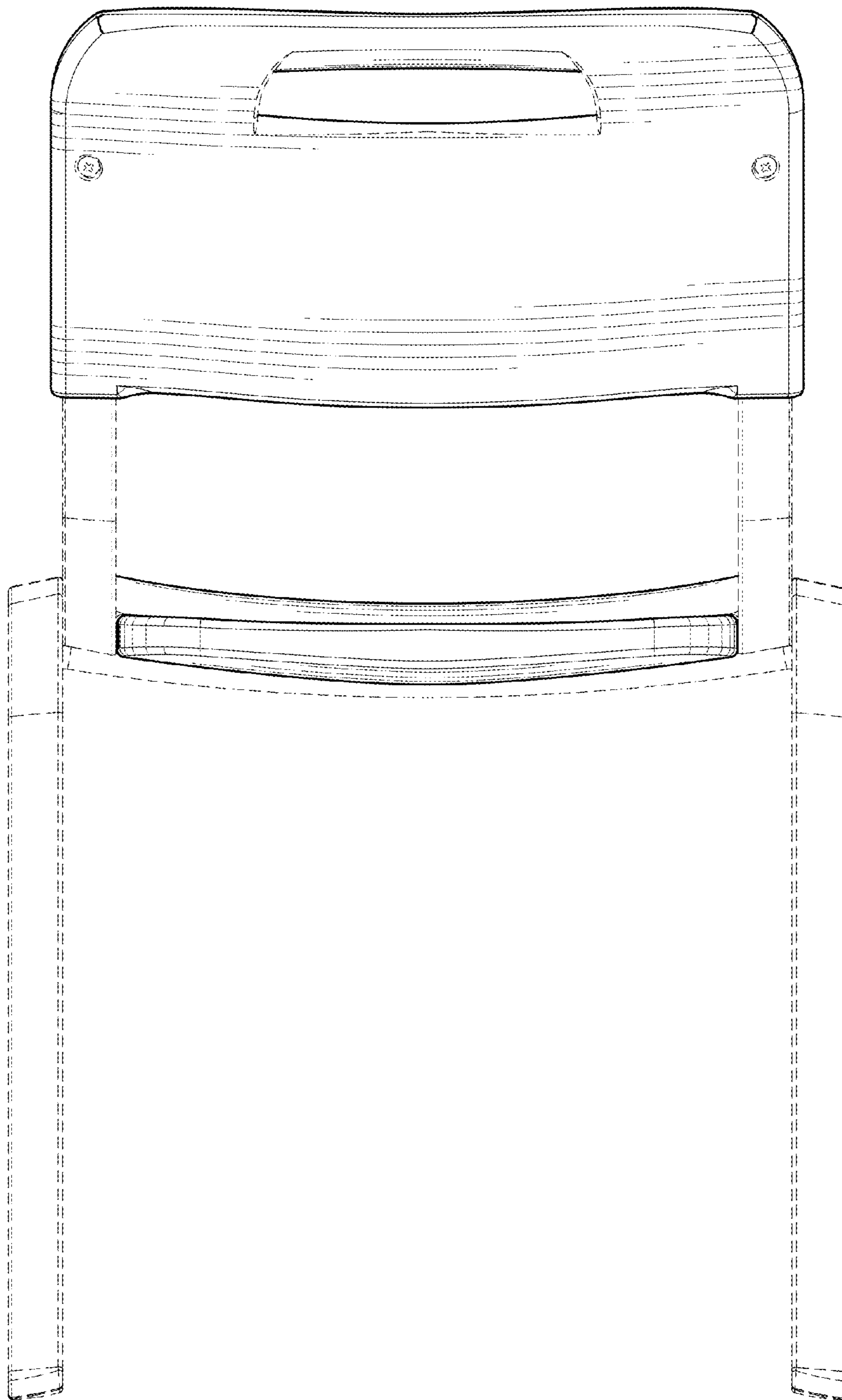


Fig. 4

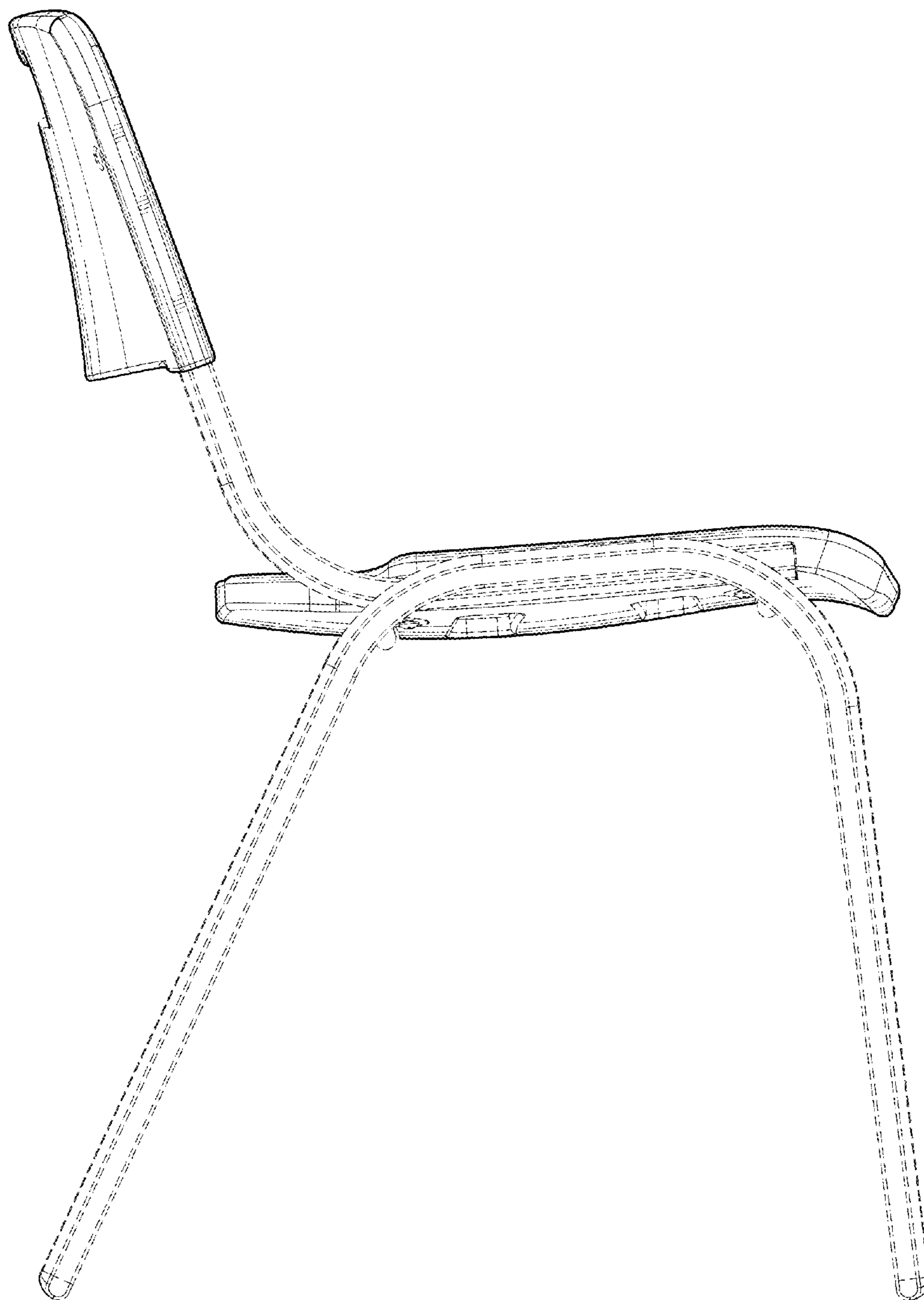


Fig. 5




Fig. 6

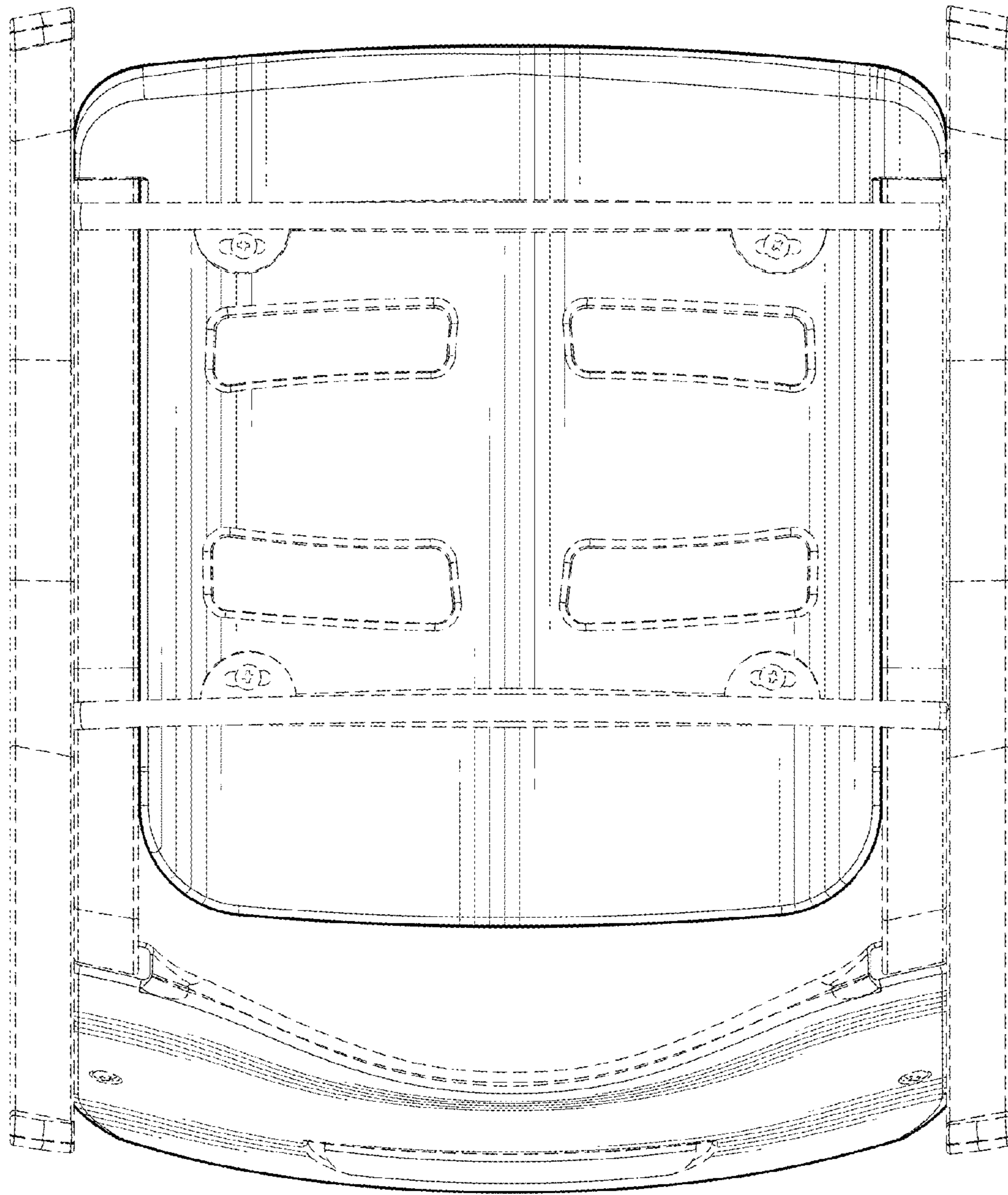


Fig. 7

UNITED STATES PATENT AND TRADEMARK OFFICE
CERTIFICATE OF CORRECTION

PATENT NO. : D751,329 S
APPLICATION NO. : 29/543292
DATED : March 15, 2016
INVENTOR(S) : Johnson et al.

Page 1 of 1

It is certified that error appears in the above-identified patent and that said Letters Patent is hereby corrected as shown below:

ON THE TITLE PAGE

Item (57), under "CLAIM", in Column 2, Line 1, delete "shown." and insert -- shown and described. --, therefor.

Signed and Sealed this
Third Day of May, 2016



Michelle K. Lee
Director of the United States Patent and Trademark Office