

US00D751321S

(12) **United States Design Patent**
Smallman et al.

(10) **Patent No.:** **US D751,321 S**
(45) **Date of Patent:** **** Mar. 15, 2016**

(54) **INFANT MATTRESS LEG DIVIDER**

(71) Applicants: **Susan Smallman**, Naples, FL (US);
Derek Smallman, Naples, FL (US)

(72) Inventors: **Susan Smallman**, Naples, FL (US);
Derek Smallman, Naples, FL (US)

(**) Term: **14 Years**

(21) Appl. No.: **29/520,201**

(22) Filed: **Mar. 12, 2015**

Related U.S. Application Data

(63) Continuation of application No. 29/499,390, filed on Aug. 14, 2014, now Pat. No. Des. 731,207.

(51) **LOC (10) Cl.** **06-09**

(52) **U.S. Cl.**
USPC **D6/596**

(58) **Field of Classification Search**
USPC D6/595-601, 604-606; D24/183;
D1/104, 106, 126-128; D21/803, 804,
D21/808

CPC A47C 20/00; A47C 20/021; A47C 20/026;
A47C 20/027; A47C 7/021; A47C 16/00;
A47C 4/54; A47G 9/10; A47G 9/1027;
A47G 9/1045; A47G 9/1054; A47G 9/1063;
A47G 9/1072; A47G 9/1081; A47G 9/109
See application file for complete search history.

(56) **References Cited**

U.S. PATENT DOCUMENTS

2,751,268 A	6/1956	Creelman	
3,729,752 A	5/1973	Huggins	
D287,801 S *	1/1987	O'Brien	D6/597
D295,248 S *	4/1988	Sommerfield	D6/601
4,914,762 A *	4/1990	Perali	A47C 4/54 5/633
5,046,204 A	9/1991	Mohler	
5,058,226 A	10/1991	Crosby	

5,433,505 A *	7/1995	Coyne	A47C 7/021 297/230.14
5,524,640 A	6/1996	Lisak et al.	
5,551,108 A	9/1996	Butler, III	
D442,005 S *	5/2001	Boese	D6/354
D464,521 S *	10/2002	Graves	D6/601
6,757,922 B2	7/2004	Chancey	
6,817,048 B1	11/2004	LaRosa	
7,716,764 B2	5/2010	Joe et al.	
7,757,320 B2	7/2010	Lord et al.	
8,074,312 B2	12/2011	Tullous	
D726,451 S *	4/2015	Lee	D6/601
D731,207 S *	6/2015	Smallman	D6/596
2005/0210583 A1	9/2005	Cook	
2009/0007312 A1	1/2009	Greer	
2009/0188046 A1	7/2009	Robles et al.	
2009/0229056 A1	9/2009	Edinger	
2011/0225738 A1	9/2011	Vensel	
2012/0102645 A1	5/2012	Schneider	

* cited by examiner

Primary Examiner — Mary Ann Calabrese

(74) *Attorney, Agent, or Firm* — Hahn Loeser & Parks LLP

(57) **CLAIM**

The ornamental design for an infant mattress leg divider, as shown and described.

DESCRIPTION

FIG. 1 is a top perspective view of an infant mattress leg divider showing our new design;
FIG. 2 is a front view thereof;
FIG. 3 is a rear view thereof;
FIG. 4 is a left side view thereof with the right side being a mirror image thereof;
FIG. 5 is a top view thereof with the bottom being unornamented; and,
FIG. 6 is a perspective view of the leg divider with environment and its intended use shown in broken lines.
The broken lines shown are environmental only and form no part of the claimed design.

1 Claim, 1 Drawing Sheet

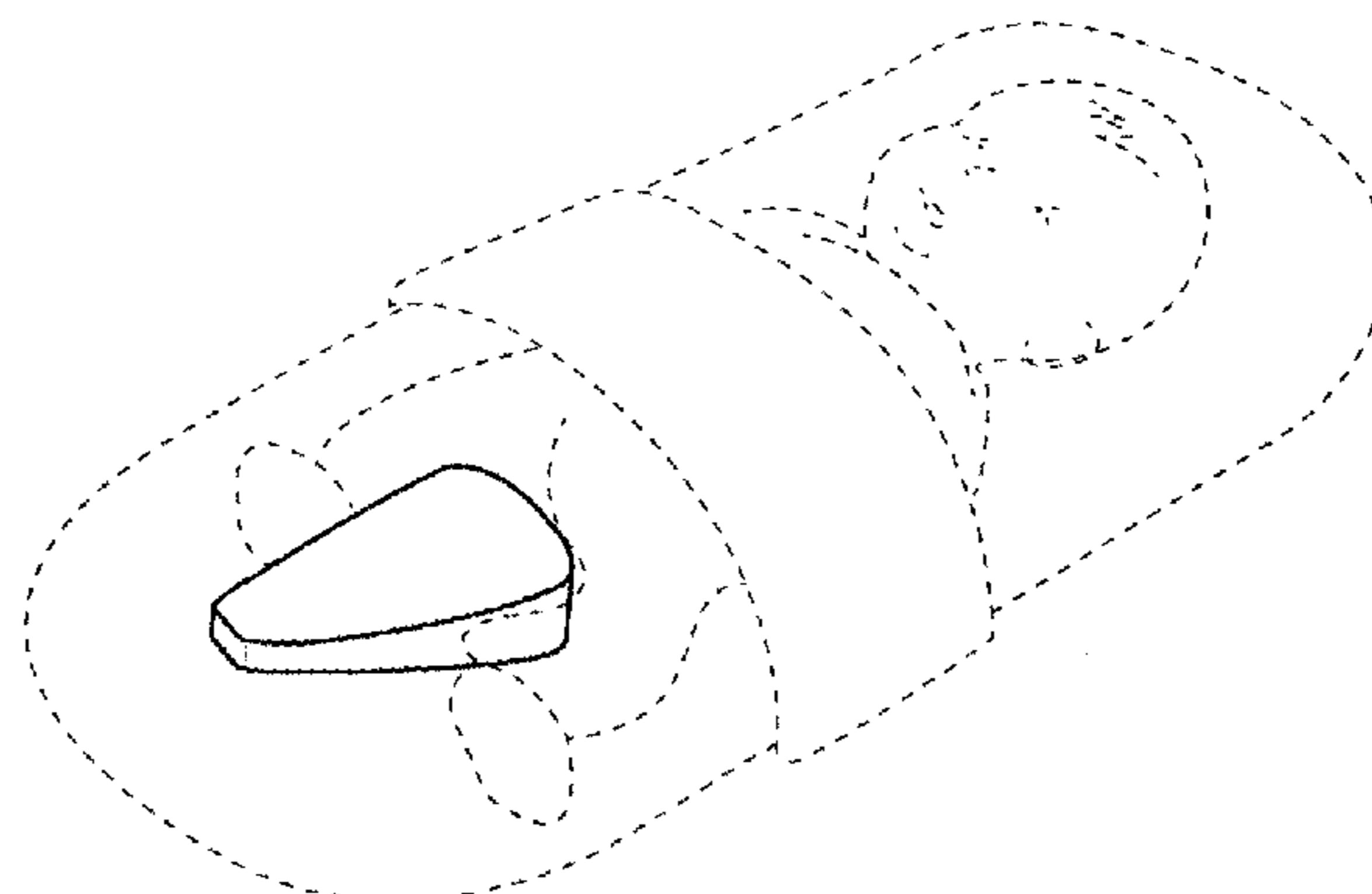




FIG. 1




FIG. 2

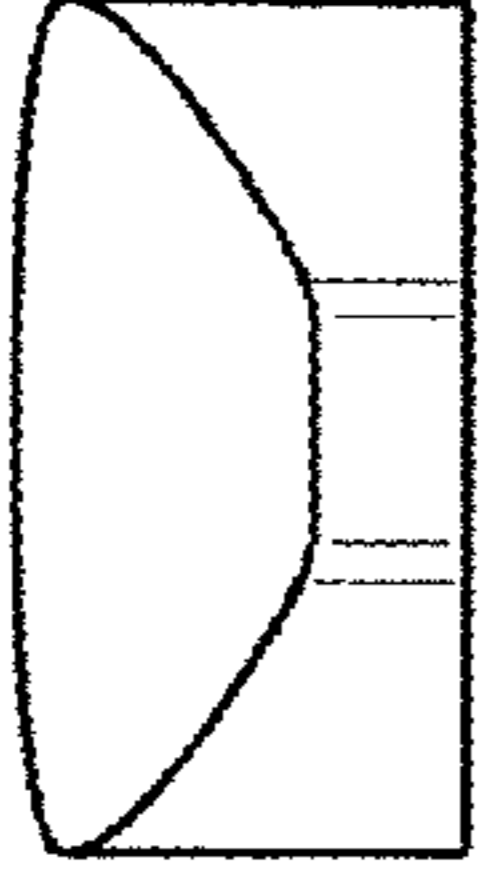


FIG. 3



FIG. 4

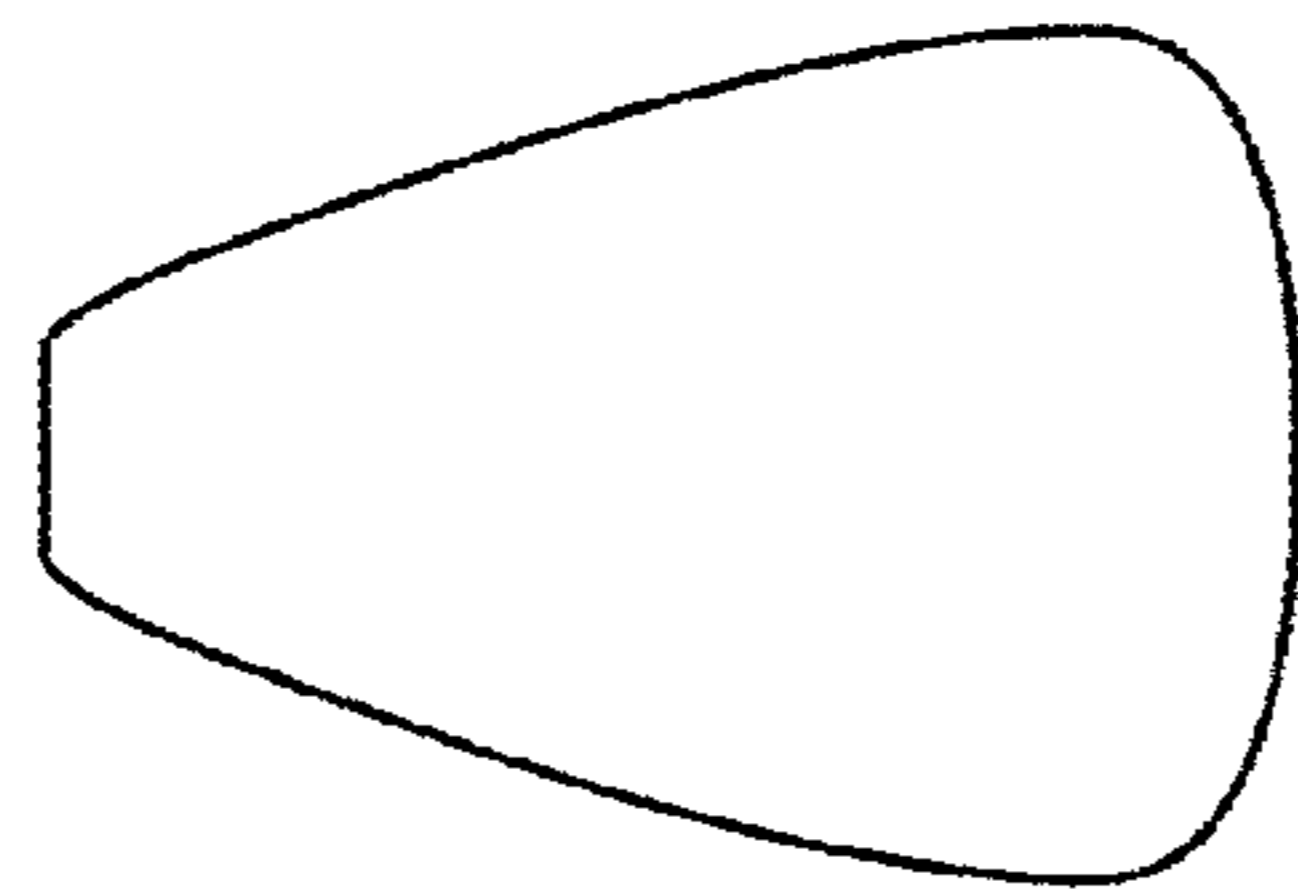


FIG. 5

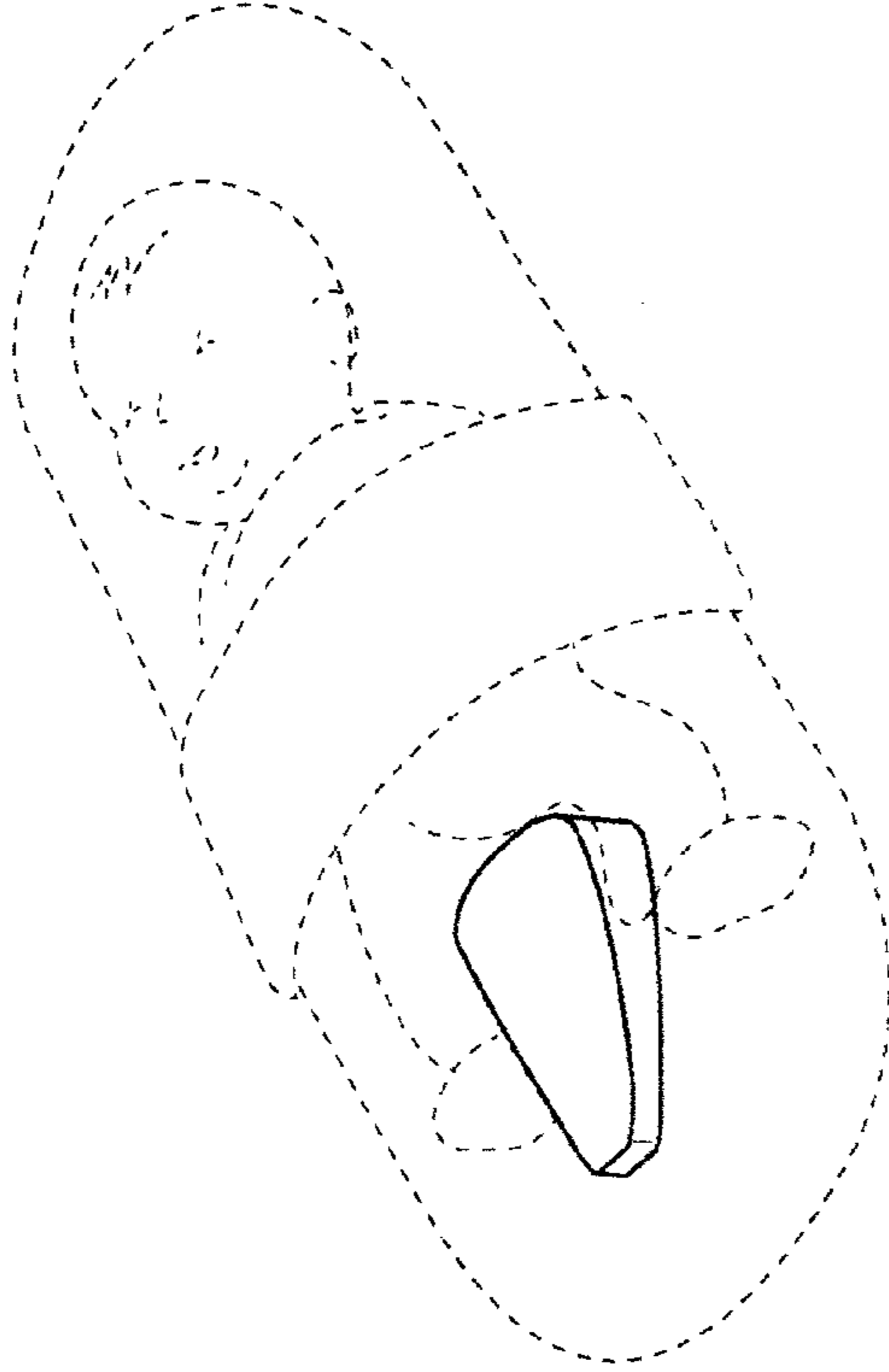


FIG. 6